



DAYTON



DAYTON FIRE DEPARTMENT

COVID-19

Daily Statistical Update

Numbers Thru

24-Mar-2020



Dayton/Montgomery County



State of Ohio – Department of Health

Confirmed Cases: 10 (WHIO reporting 12)


Deaths: 0



State of Ohio

Data at a Glance



Confirmed Cases:	564
Hospitalizations:	145
Recoveries:	Not Reported
Deaths:	8



The United States

Data at a Glance

Confirmed Cases:	44,183
Hospitalizations:	Not Reported
Recoveries:	Not Reported
Deaths:	544




Source: Mon-Fri – U.S. Centers for Disease Control
Weekends – CNN Estimates

China

Data at a Glance



Confirmed Cases:	81,601
Hospitalizations:	Not Reported
Recoveries:	Not Reported
Deaths:	3,276



Italy

Data at a Glance



Confirmed Cases:	63,927
Hospitalizations:	23,896
Recoveries:	7,432
Deaths:	6,077



Spain

Data at a Glance




Confirmed Cases:	39,673
Hospitalizations:	Not Reported
Recoveries:	3,794
Deaths:	2,696



Iran

Data at a Glance




Confirmed Cases:	21,638
Hospitalizations:	Not Reported
Recoveries:	Not Reported
Deaths:	1,685



France

Data at a Glance



Confirmed Cases:	16,018
Hospitalizations:	Not Reported
Recoveries:	Not Reported
Deaths:	674



Germany

Data at a Glance




Confirmed Cases:	24,680
Hospitalizations:	Not Reported
Recoveries:	Not Reported
Deaths:	94



South Korea

Data at a Glance

Confirmed Cases:	9,037
Hospitalizations:	Not Reported
Recoveries:	3,507
Deaths:	120



World Summary


Data at a Glance

Confirmed Cases: 332,930
 Deaths: 14,509
 International Mortality 4.36%

China
 Iran
 France
 Germany

Countries Over 10,000

81,601 Italy 63,927
 21,638 Spain 39,673
 16,018 USA 44,138
 24,680



Current Disease Prevalence and Estimated Recovery/Mortality Rates (Countries Over 500 Cases)

Country	Population	Previous Cases	New Cases	Confirmed Cases	% Increase	Recovered	Recovery Percentage	Deaths	Mortality Estimate	Contact Percentage
China	1,439,323,776	81,498	103	81,601	0.13%	Not Reported	Not Reported	3,276	4.0147%	0.005669%
Italy *	60,461,826	59,138	4,789	63,927	8.10%	7,432	11.63%	6,077	9.5062%	0.105731%
USA **	331,002,651	33,404	10,779	44,183	32.27%	Not Reported	Not Reported	544	1.2312%	0.013348%
Spain *	46,754,778	33,089	6,584	39,673	19.90%	3,794	9.56%	2,696	6.7956%	0.084853%
Germany	83,783,942	21,463	3,217	24,680	14.99%	Not Reported	Not Reported	94	0.3809%	0.029457%
Iran	83,992,949	20,610	1,028	21,638	4.99%	Not Reported	Not Reported	1,685	7.7872%	0.025762%
France *	65,273,511	14,296	1,722	16,018	12.05%	Not Reported	Not Reported	372	2.3224%	0.024540%
South Korea *	51,269,185	8,961	76	9,037	0.85%	3,507	38.81%	120	1.3279%	0.017627%
Switzerland	8,654,622	6,077	894	6,971	14.71%	Not Reported	Not Reported	60	0.8607%	0.080547%
United Kingdom	67,886,011	5,018	669	5,687	13.33%	Not Reported	Not Reported	281	4.9411%	0.008377%
Netherlands	17,134,872	3,631	573	4,204	15.78%	Not Reported	Not Reported	179	4.2578%	0.024535%
Austria	9,006,398	3,024	607	3,631	20.07%	Not Reported	Not Reported	16	0.4406%	0.040316%
Belgium	11,589,623	2,815	586	3,401	20.82%	Not Reported	Not Reported	75	2.2052%	0.029345%
Norway	5,421,241	1,926	206	2,132	10.70%	Not Reported	Not Reported	7	0.3283%	0.039327%
Sweden	10,099,265	1,746	160	1,906	9.16%	Not Reported	Not Reported	21	1.1018%	0.018873%
Portugal	10,205,078	1,280	320	1,600	25.00%	Not Reported	Not Reported	14	0.8750%	0.015678%
Australia	25,499,884	1,081	315	1,396	29.14%	Not Reported	Not Reported	7	0.5014%	0.005475%
Denmark	5,792,202	1,326	69	1,395	5.20%	Not Reported	Not Reported	13	0.9319%	0.024084%
Canada	37,742,154	1,048	336	1,384	32.06%	Not Reported	Not Reported	19	1.3728%	0.003667%
Malaysia	32,365,999	1,183	123	1,306	10.40%	Not Reported	Not Reported	10	0.7657%	0.004035%
Turkey	84,086,339	947	289	1,236	30.52%	Not Reported	Not Reported	30	2.4272%	0.001470%
Czechia	10,703,334	995	170	1,165	17.09%	Not Reported	Not Reported	1	0.0858%	0.010884%
Japan	126,476,461	1,046	43	1,089	4.11%	Not Reported	Not Reported	41	3.7649%	0.000861%
Israel	8,617,452	883	188	1,071	21.29%	Not Reported	Not Reported	1	0.0934%	0.012428%
Ireland	4,922,413	785	121	906	15.41%	Not Reported	Not Reported	4	0.4415%	0.018406%
Brazil	212,145,978	904	0	904	0.00%	Not Reported	Not Reported	11	1.2168%	0.000426%
Luxembourg	623,137	670	128	798	19.10%	Not Reported	Not Reported	8	1.0025%	0.128062%
Pakistan	219,699,443	495	289	784	58.38%	Not Reported	Not Reported	5	0.6378%	0.000357%
Thailand	69,799,978	411	310	721	75.43%	Not Reported	Not Reported	1	0.1387%	0.001033%
Poland	37,846,611	536	98	634	18.28%	Not Reported	Not Reported	7	1.1041%	0.001675%
Chile	19,071,161	434	198	632	45.62%	Not Reported	Not Reported	1	0.1582%	0.003314%
Finland	5,538,369	521	105	626	20.15%	Not Reported	Not Reported	1	0.1597%	0.011303%
Greece	10,423,054	530	94	624	17.74%	Not Reported	Not Reported	15	2.4038%	0.005987%
Iceland	341,243	473	95	568	20.08%	Not Reported	Not Reported	1	0.1761%	0.166450%
Ecuador	17,567,751	506	26	532	5.14%	Not Reported	Not Reported	7	1.3158%	0.003028%
Indonesia	272,734,269	450	64	514	14.22%	Not Reported	Not Reported	48	9.3385%	0.000188%
Saudi Arabia	34,662,835	392	119	511	30.36%	Not Reported	Not Reported	0	0.0000%	0.001474%
Totals/Averages	3,538,519,795	313,592	35,493	349,085	11.32%	Not Available	Not Available	15,748	4.5112%	0.009865%

Sources: WHO Situation Report (Delayed One Day)

* Reported from the Countries National Health Organization

** Reported by the CDC or CNN Estimates

*** Did not report

Daily EMS Unit Utilization – Last 30 Days

30-Day Average: 77.9

