



# DAYTON



# DAYTON FIRE DEPARTMENT

---

## COVID-19

### Daily Statistical Update

Numbers Thru

25-Mar-2020



# Dayton/Montgomery County

## Data at a Glance


Confirmed Cases:	14
Hospitalizations:	Not Reported
Recoveries:	Not Reported
Deaths:	0



# State of Ohio

## Data at a Glance


Confirmed Cases:	704
Hospitalizations:	182
Recoveries:	Not Reported
Deaths:	10



# China

## Data at a Glance

Confirmed Cases:	81,747
Hospitalizations:	Not Reported
Recoveries:	Not Reported
Deaths:	3,283



# Italy

## Data at a Glance




Confirmed Cases:	74,386
Hospitalizations:	26,601
Recoveries:	9,362
Deaths:	7,503



# The United States

## Data at a Glance

Confirmed Cases:	54,453
Hospitalizations:	Not Reported
Recoveries:	Not Reported
Deaths:	737





**Source:** Mon-Fri – U.S. Centers for Disease Control  
Weekends – CNN Estimates

# Spain

## Data at a Glance

Confirmed Cases:	47,610
Hospitalizations:	26,960
Recoveries:	5,367
Deaths:	3,434







# Germany

## Data at a Glance




Confirmed Cases:	29,212
Hospitalizations:	Not Reported
Recoveries:	Not Reported
Deaths:	126



# France

## Data at a Glance



Confirmed Cases:	25,233
Hospitalizations:	Not Reported
Recoveries:	Not Reported
Deaths:	1,331



# Iran

## Data at a Glance




Confirmed Cases:	23,049
Hospitalizations:	Not Reported
Recoveries:	Not Reported
Deaths:	1,812



# South Korea

## Data at a Glance

Confirmed Cases:	9,137
Hospitalizations:	Not Reported
Recoveries:	3,730
Deaths:	126



# World Summary

## Data at a Glance

Confirmed Cases: 372,757  
 Deaths: 16,231  
 International Mortality 4.35%

China  
 Iran  
 France  
 Germany

## Countries Over 10,000

81,747  
 23,049  
 25,233  
 29,212

Italy  
 Spain  
 USA

74,386  
 47,610  
 54,453



**Source:** WHO Situation Report or the Nations' National Health Service

NOTE: Some Counts are Delayed at Least One Day

# Current Disease Prevalence and Estimated Recovery/Mortality Rates (Countries Over 1,000 Cases)

Country	Population	Previous Cases	New Cases	Confirmed Cases	% Increase	Recovered	Recovery Percentage	Deaths	Mortality Estimate	Contact Percentage
China	1,439,323,776	81,601	146	81,747	0.18%	Not Reported	Not Reported	3,283	4.0160%	0.005680%
Italy *	60,461,826	63,927	10,459	74,386	16.36%	9,362	12.59%	7,503	10.0866%	0.123030%
USA **	331,002,651	44,183	10,270	54,453	23.24%	Not Reported	Not Reported	737	1.3535%	0.016451%
Spain *	46,754,778	39,673	7,937	47,610	20.01%	5,367	11.27%	3,434	7.2128%	0.101829%
Germany	83,783,942	24,680	4,532	29,212	18.36%	Not Reported	Not Reported	126	0.4313%	0.034866%
Iran	83,992,949	21,638	1,411	23,049	6.52%	Not Reported	Not Reported	1,812	7.8615%	0.027442%
France *	65,273,511	16,018	9,215	25,233	57.53%	Not Reported	Not Reported	1,331	5.2748%	0.038657%
South Korea *	51,269,185	9,037	100	9,137	1.11%	3,730	40.82%	126	1.3790%	0.017822%
Switzerland	8,654,622	6,971	1,044	8,015	14.98%	Not Reported	Not Reported	66	0.8235%	0.092609%
United Kingdom	67,886,011	5,687	967	6,654	17.00%	Not Reported	Not Reported	335	5.0346%	0.009802%
Netherlands	17,134,872	4,204	545	4,749	12.96%	Not Reported	Not Reported	213	4.4852%	0.027715%
Austria	9,006,398	3,631	855	4,486	23.55%	Not Reported	Not Reported	25	0.5573%	0.049809%
Belgium	11,589,623	3,401	342	3,743	10.06%	Not Reported	Not Reported	88	2.3511%	0.032296%
Norway	5,421,241	2,132	239	2,371	11.21%	Not Reported	Not Reported	8	0.3374%	0.043735%
Sweden	10,099,265	1,906	110	2,016	5.77%	Not Reported	Not Reported	25	1.2401%	0.019962%
Portugal	10,205,078	1,600	-71	1,529	-4.44%	Not Reported	Not Reported	23	1.5043%	0.014983%
Australia	25,499,884	1,396	313	1,709	22.42%	Not Reported	Not Reported	7	0.4096%	0.006702%
Denmark	5,792,202	1,395	65	1,460	4.66%	Not Reported	Not Reported	24	1.6438%	0.025206%
Canada	37,742,154	1,384	48	1,432	3.47%	Not Reported	Not Reported	20	1.3966%	0.003794%
Malaysia	32,365,999	1,306	212	1,518	16.23%	Not Reported	Not Reported	14	0.9223%	0.004690%
Turkey	84,086,339	1,236	293	1,529	23.71%	Not Reported	Not Reported	37	2.4199%	0.001818%
Czechia	10,703,334	1,165	71	1,236	6.09%	Not Reported	Not Reported	1	0.0809%	0.011548%
Japan	126,476,461	1,089	39	1,128	3.58%	Not Reported	Not Reported	42	3.7234%	0.000892%
Israel	8,617,452	1,071	167	1,238	15.59%	Not Reported	Not Reported	1	0.0808%	0.014366%
Ireland	4,922,413	906	219	1,125	24.17%	Not Reported	Not Reported	6	0.5333%	0.022855%
Brazil	212,145,978	904	642	1,546	71.02%	Not Reported	Not Reported	25	1.6171%	0.000729%
<b>Totals/Averages</b>	<b>2,850,211,944</b>	<b>342,141</b>	<b>50,170</b>	<b>392,311</b>	<b>14.66%</b>	<b>Not Available</b>		<b>19,312</b>	<b>4.9226%</b>	<b>0.013764%</b>

## Sources: WHO Situation Report (Delayed One Day)

\* Reported from the Countries National Health Organization

\*\* Reported by the CDC or CNN Estimates

\*\*\* Did not report

# Daily EMS Unit Utilization – Last 30 Days

30-Day Average: 76.77

