



# DAYTON



# DAYTON FIRE DEPARTMENT

---

## COVID-19

### Daily Statistical Update

Numbers Thru


26-Mar-2020



# Dayton/Montgomery County

## Data at a Glance


Confirmed Cases:	14
Hospitalizations:	Not Reported
Recoveries:	Not Reported
Deaths:	0



# State of Ohio

## Data at a Glance


Confirmed Cases:	867
Hospitalizations:	223
Recoveries:	Not Reported
Deaths:	15



# China

## Data at a Glance


Confirmed Cases:	81,848
Hospitalizations:	Not Reported
Recoveries:	Not Reported
Deaths:	3,287



# Italy

## Data at a Glance

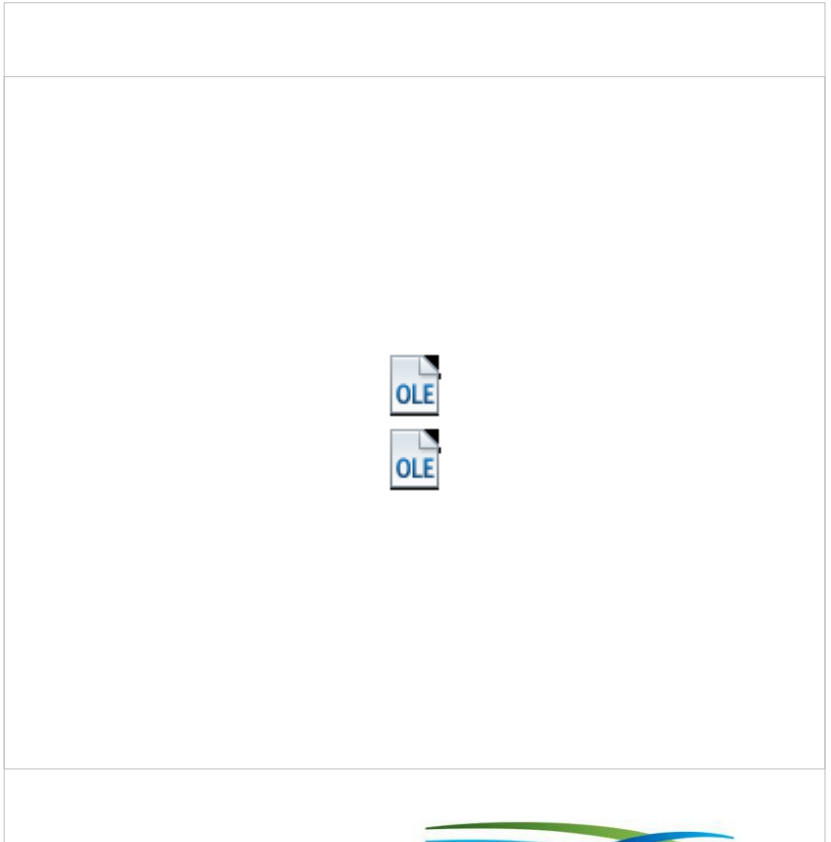


Confirmed Cases:	80,539
Hospitalizations:	26,601
Recoveries:	10,361
Deaths:	8,165



# The United States

## Data at a Glance

Confirmed Cases:	68,440
Hospitalizations:	Not Reported
Recoveries:	Not Reported
Deaths:	994





**Source:** Mon-Fri – U.S. Centers for Disease Control  
Weekends – CNN Estimates

# Spain

## Data at a Glance

Confirmed Cases:	56,188
Hospitalizations:	31,912
Recoveries:	7,015
Deaths:	4,089







# Germany

## Data at a Glance




Confirmed Cases:	31,554
Hospitalizations:	Not Reported
Recoveries:	Not Reported
Deaths:	149



# France

## Data at a Glance



Confirmed Cases:	25,233
Hospitalizations:	Not Reported
Recoveries:	Not Reported
Deaths:	1,331



# Iran

## Data at a Glance




Confirmed Cases:	24,811
Hospitalizations:	Not Reported
Recoveries:	Not Reported
Deaths:	1,934



# South Korea

## Data at a Glance

Confirmed Cases:	9,241
Hospitalizations:	Not Reported
Recoveries:	4,144
Deaths:	131



# World Summary

## Data at a Glance

Confirmed Cases:	413,467
Deaths:	18,433
International Mortality	4.46%

China
Iran
France
Germany

## Countries Over 10,000

81,848	Italy	80,539
24,811	Spain	56,188
25,233 *	USA	68,440
31,554		



**Source:** WHO Situation Report or the Nations' National Health Service

NOTE: Some Counts are Delayed at Least One Day

# Current Disease Prevalence and Estimated Recovery/Mortality Rates (Countries Over 1,000 Cases)

Country	Population	Previous Cases	New Cases	Confirmed Cases	% Increase	Recovered	Recovery Percentage	Deaths	Mortality Estimate	Contact Percentage
China	1,439,323,776	81,747	101	81,848	0.12%	Not Reported	Not Reported	3,287	4.0160%	0.005687%
Italy *	60,461,826	74,386	6,153	80,539	8.27%	10,361	12.86%	8,165	10.1379%	0.133206%
USA **	331,002,651	54,453	13,987	68,440	25.69%	Not Reported	Not Reported	994	1.4524%	0.020677%
Spain *	46,754,778	47,610	8,578	56,188	18.02%	7,015	12.48%	4,089	7.2774%	0.120176%
Germany	83,783,942	29,212	2,342	31,554	8.02%	Not Reported	Not Reported	149	0.4722%	0.037661%
Iran	83,992,949	23,049	1,762	24,811	7.64%	Not Reported	Not Reported	1,934	7.7949%	0.029539%
South Korea *	51,269,185	9,137	104	9,241	1.14%	4,144	44.84%	131	1.4176%	0.018024%
Switzerland	8,654,622	8,015	774	8,789	9.66%	Not Reported	Not Reported	86	0.9785%	0.015533%
United Kingdom	67,886,011	6,654	1,427	8,081	21.45%	Not Reported	Not Reported	422	5.2221%	0.011904%
Netherlands	17,134,872	4,749	811	5,560	17.08%	Not Reported	Not Reported	276	4.9640%	0.032448%
Austria	9,006,398	4,486	796	5,282	17.74%	Not Reported	Not Reported	30	0.5680%	0.058647%
Belgium	11,589,623	3,743	526	4,269	14.05%	Not Reported	Not Reported	122	2.8578%	0.036835%
Norway	5,421,241	2,371	195	2,566	8.22%	Not Reported	Not Reported	10	0.3897%	0.047332%
Portugal	10,205,078	2,060	302	2,362	14.66%	Not Reported	Not Reported	33	1.3971%	0.023145%
Sweden	10,099,265	2,016	256	2,272	12.70%	Not Reported	Not Reported	36	1.5845%	0.022497%
Australia	25,499,884	1,709	543	2,252	31.77%	Not Reported	Not Reported	8	0.3552%	0.008831%
Brazil	212,145,978	1,546	655	2,201	42.37%	Not Reported	Not Reported	46	2.0900%	0.001037%
Israel	8,617,452	1,238	932	2,170	75.28%	Not Reported	Not Reported	5	0.2304%	0.025181%
Turkey	84,086,339	1,529	343	1,872	22.43%	Not Reported	Not Reported	44	2.3504%	0.002226%
Canada	37,742,154	1,432	307	1,739	21.44%	Not Reported	Not Reported	25	1.4376%	0.004608%
Malaysia	32,365,999	1,518	106	1,624	6.98%	Not Reported	Not Reported	16	0.9852%	0.005018%
Denmark	5,792,202	1,460	131	1,591	8.97%	Not Reported	Not Reported	32	2.0113%	0.027468%
Czechia	10,703,334	1,236	158	1,394	12.78%	Not Reported	Not Reported	3	0.2152%	0.013024%
Ireland	4,922,413	1,125	204	1,329	18.13%	Not Reported	Not Reported	7	0.5267%	0.026999%
Japan	126,476,461	1,128	65	1,193	5.76%	Not Reported	Not Reported	43	3.6044%	0.000943%
Luxembourg	623,137	875	224	1,099	25.60%	Not Reported	Not Reported	8	0.7279%	0.176366%
Ecuador	17,567,751	790	259	1,049	32.78%	Not Reported	Not Reported	27	2.5739%	0.005971%
France ***	65,273,511	25,233	-25,233			Not Reported	Not Reported	1,331		
<b>Totals/Averages</b>	<b>2,868,402,832</b>	<b>394,507</b>	<b>16,808</b>	<b>411,315</b>	<b>4.26%</b>	<b>Not Available</b>	<b>Not Available</b>	<b>21,359</b>	<b>5.1929%</b>	<b>0.014340%</b>

**Sources: WHO Situation Report (Delayed One Day)**

\* Reported from the Countries National Health Organization

\*\* Reported by the CDC or CNN Estimates

\*\*\* Did not report

# Daily EMS Unit Utilization – Last 30 Days

30-Day Average: 76.90 (EMS Only)

Total Daily Incidents (Including Fire Only): 105

