



DAYTON



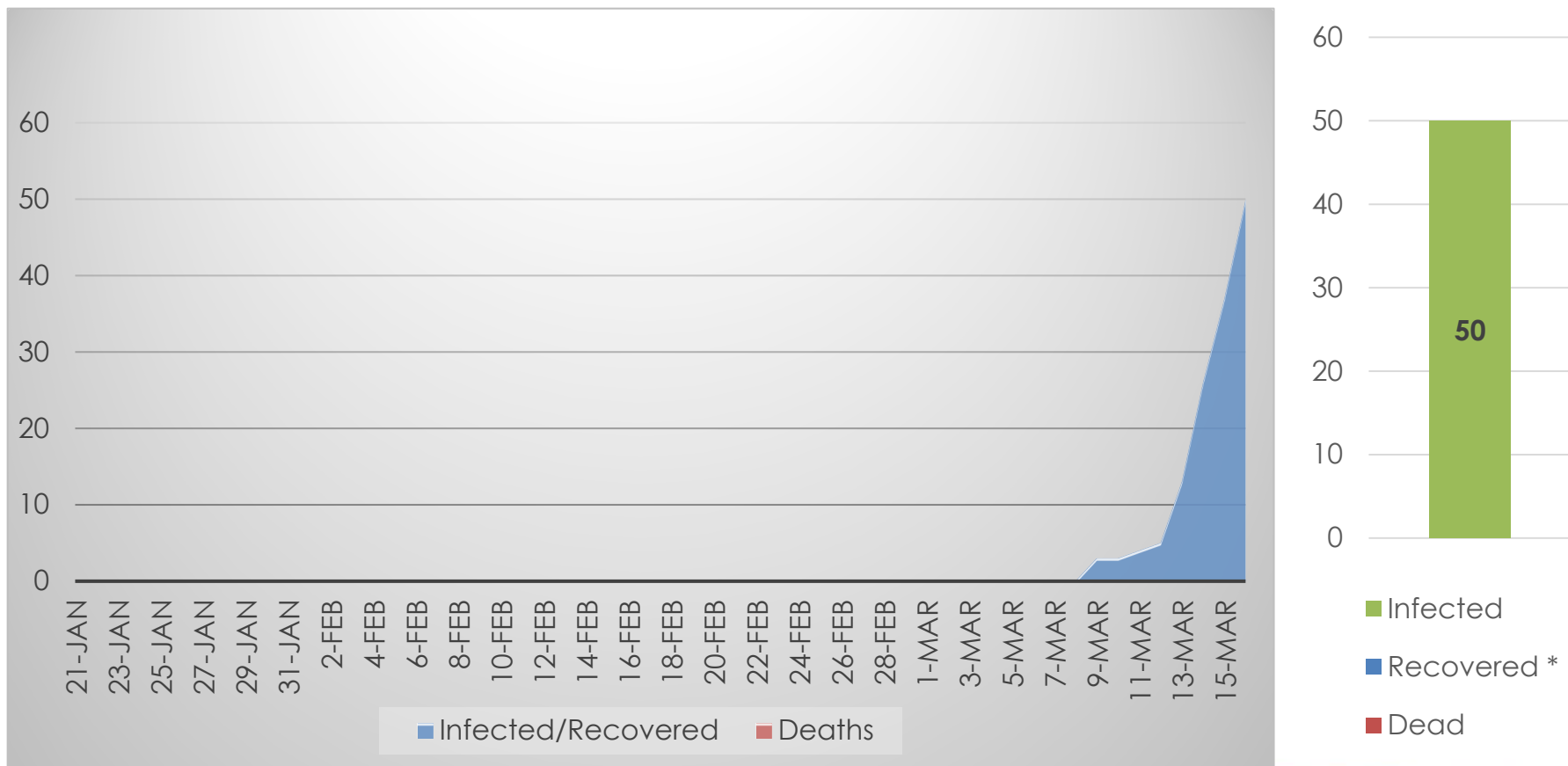

COVID-19

Running Statistics
Thru
16-Mar-2020

COVID-19

Progress Through Ohio

Total Cases:
50



* Recoveries Not Reported At This Time

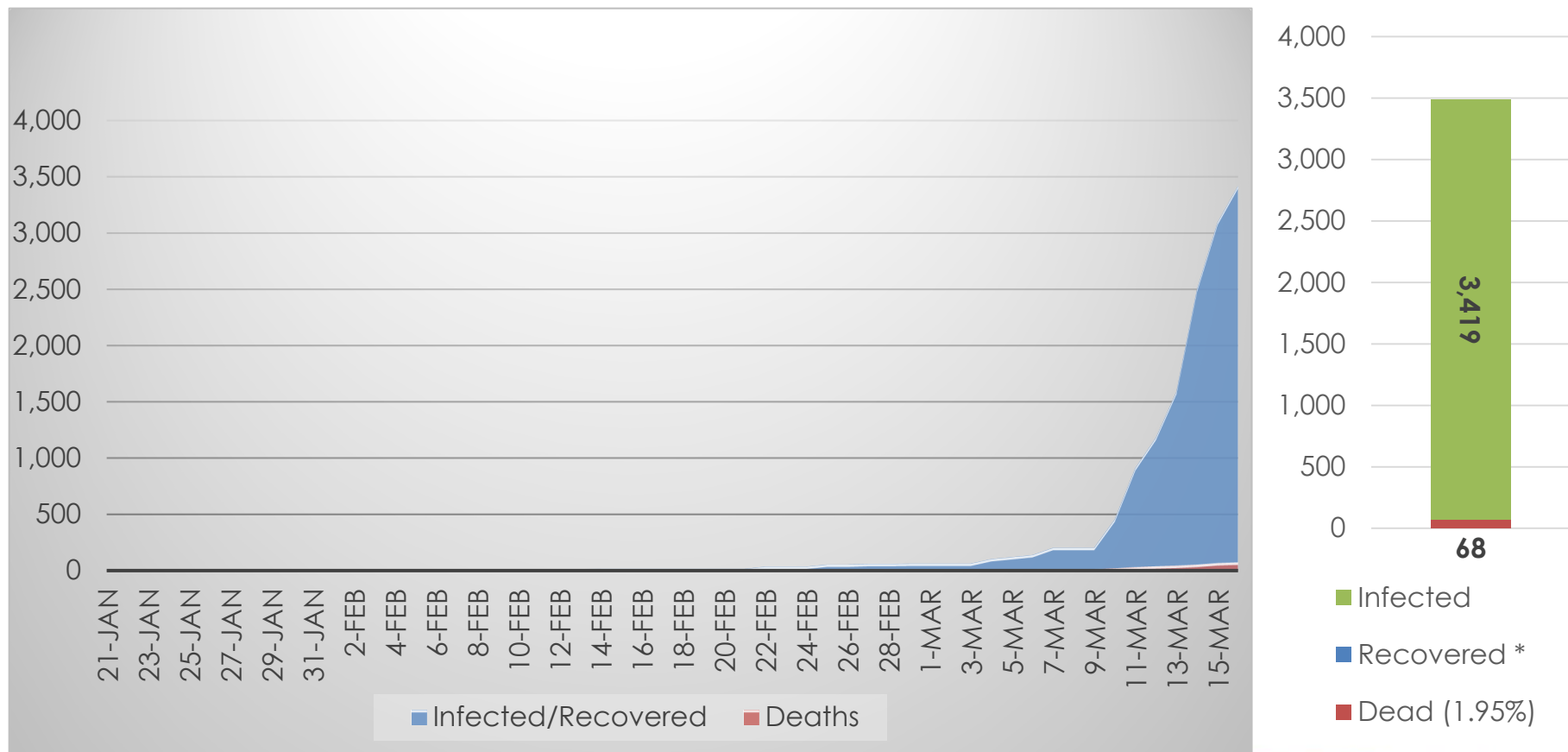

Source: Ohio Department of Health



COVID-19

Progress Through the USA

Total Cases:
3,487



* Recoveries Not Reported At This Time

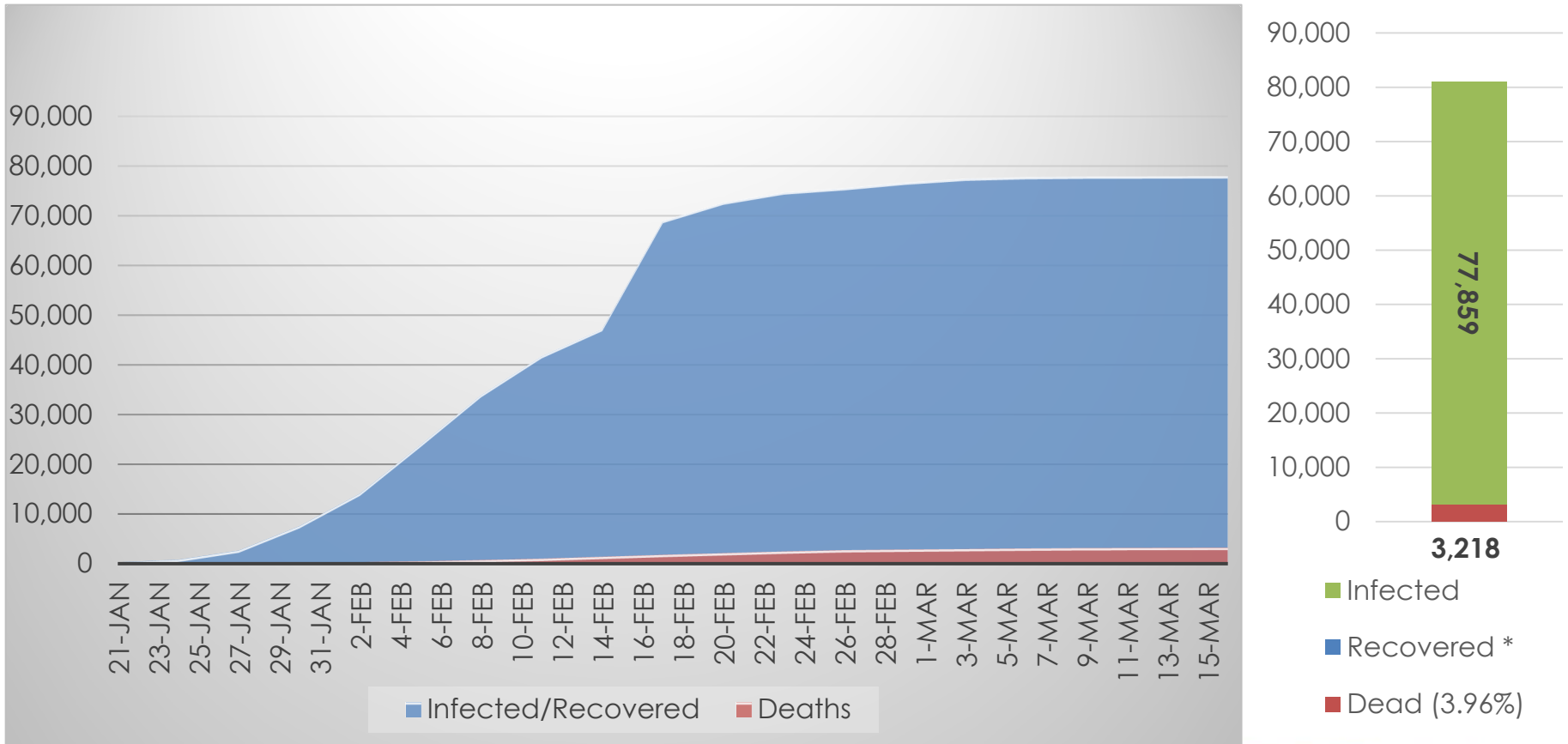

**Source: Mon-Fri – Centers for Disease Control
Weekends – CNN Estimates**



COVID-19

Progress Through China

Total Cases:
81,077



Sources: WHO Situation Report

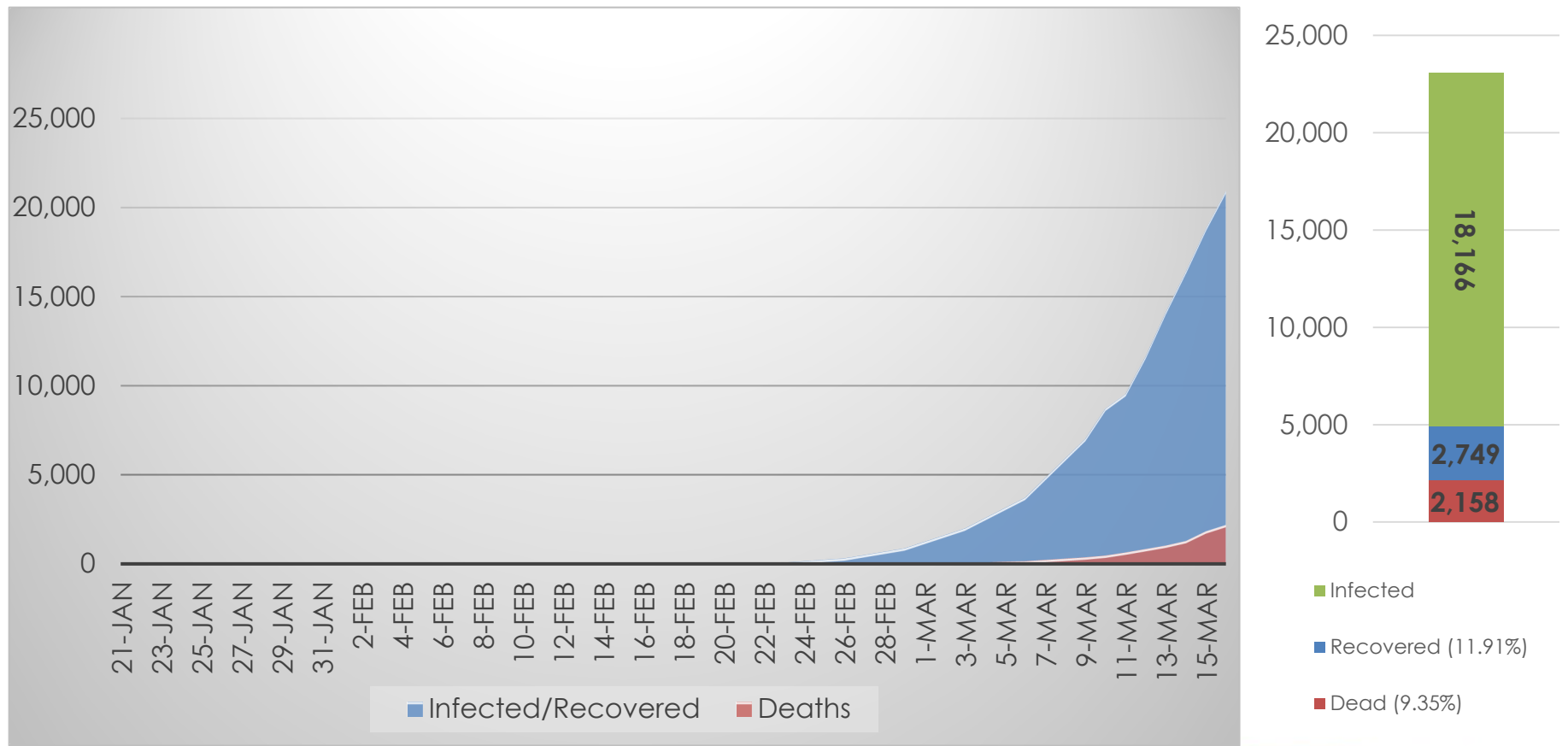
* Recoveries Not Reported At This Time



COVID-19

Progress Through Italy

Total Cases:
23,073



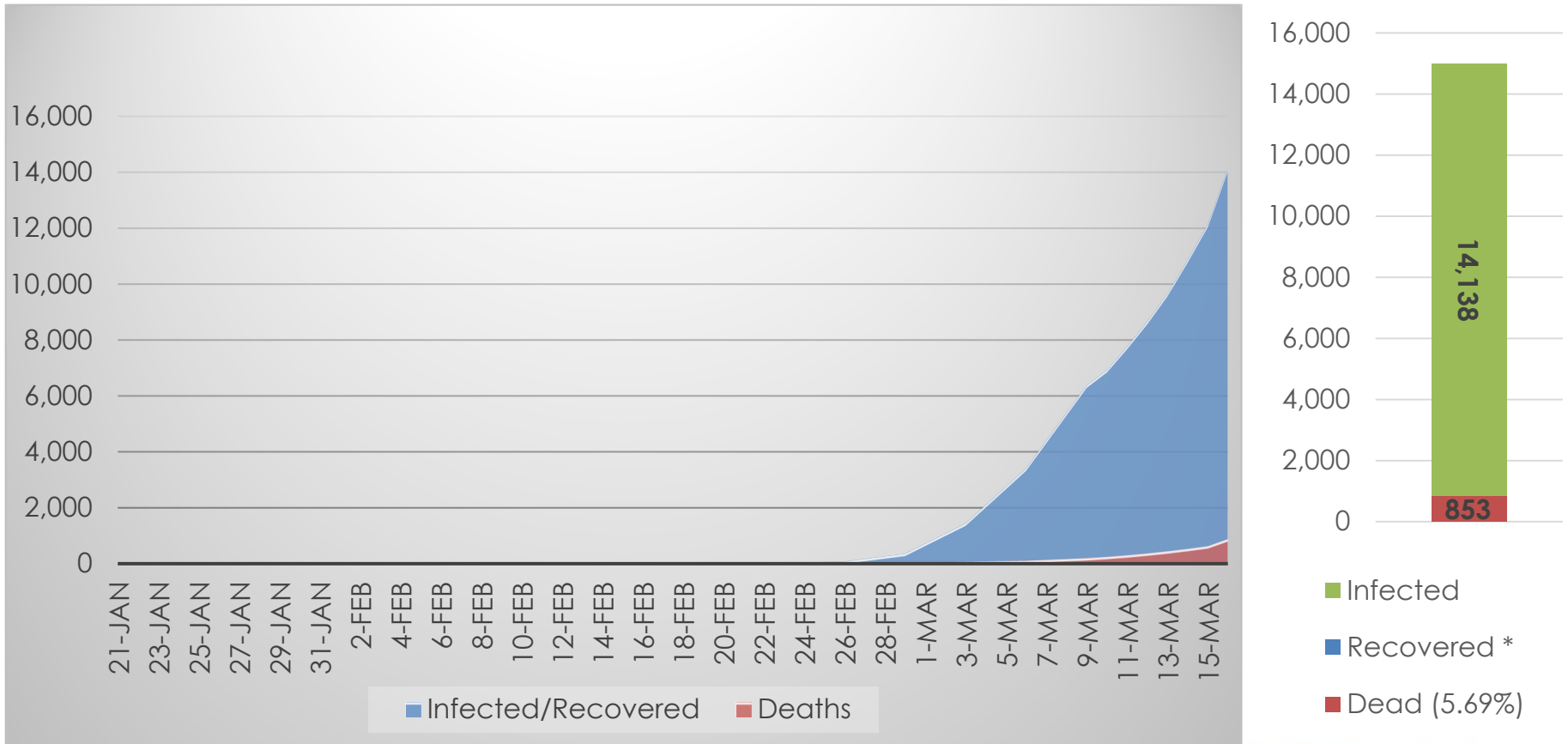

Sources: WHO Situation Report



COVID-19

Progress Through Iran

Total Cases:
14,991



Sources: WHO Situation Report

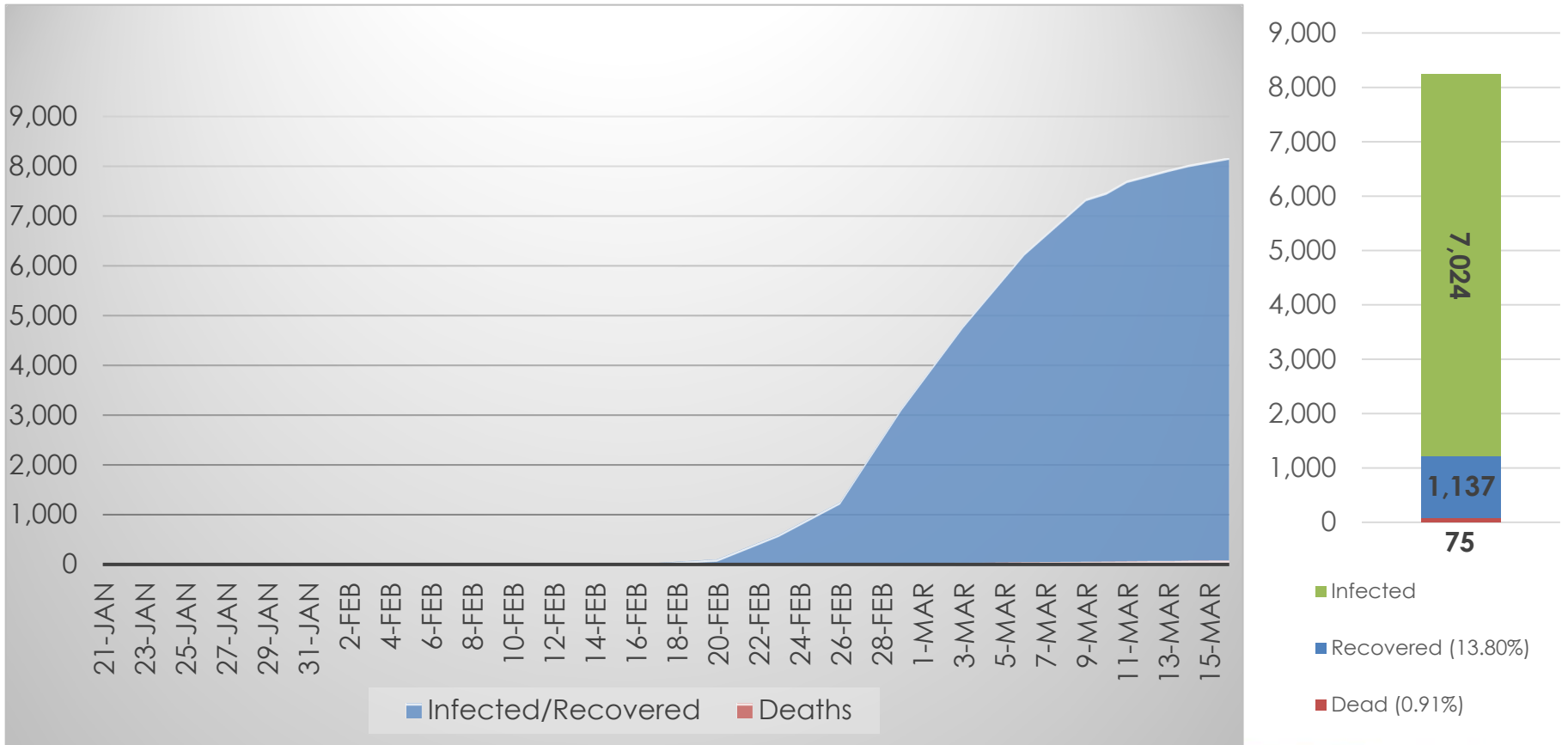
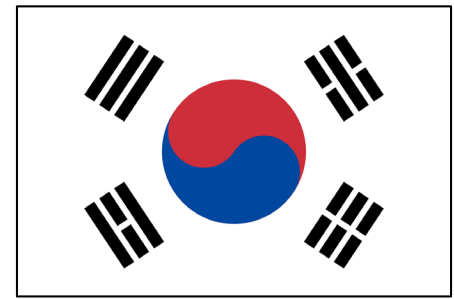
* Recoveries Not Reported At This Time



COVID-19

Progress Through South Korea

Total Cases:
8,236



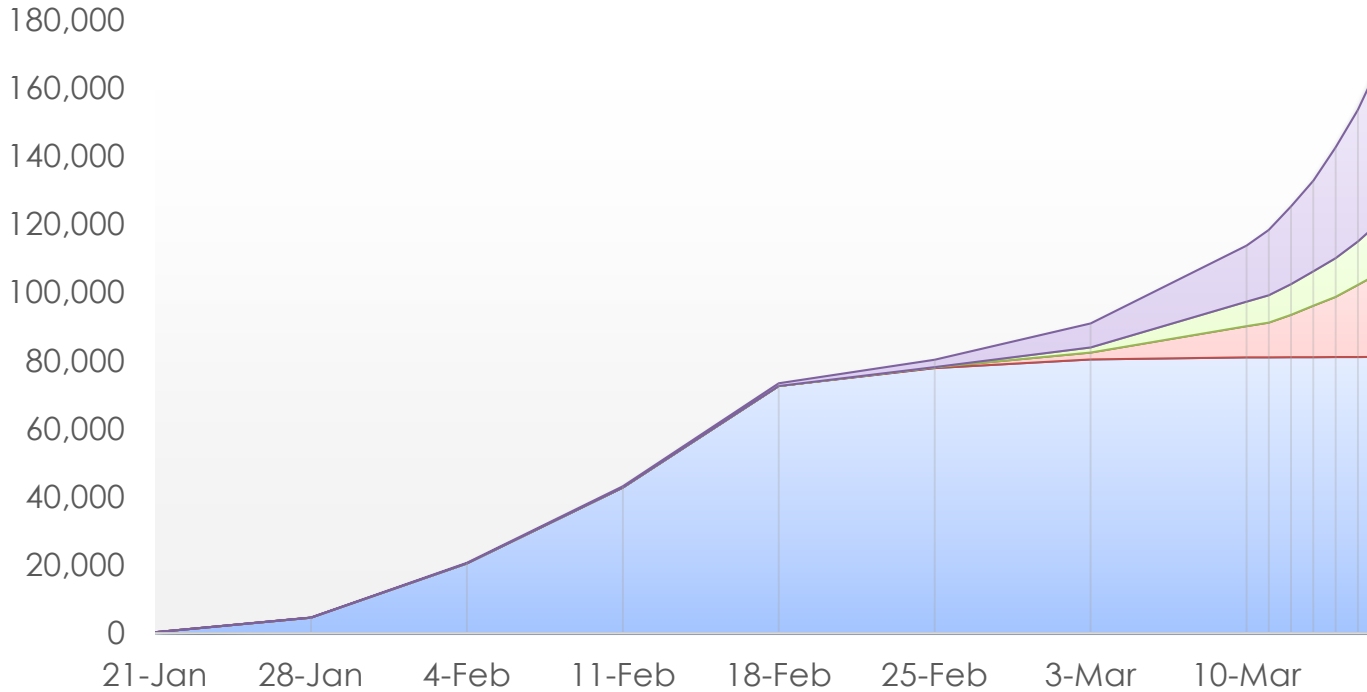
Sources: WHO Situation Report

* Recoveries Not Reported At This Time



COVID-19

Progress Through the World (Countries Reporting Over 10,000 Cases)



China
81,077

Italy
24,747

Iran
14,991

Rest of the World
46,696

Total Cases
167,511

Total Deaths
6,606

International Mortality
3.94%

■ China ■ Italy ■ Iran ■ Rest of the World

Source: WHO Situation Report
NOTE: Counts are Typically Delayed at Least One Day



Current Disease Prevalence and Estimated Mortality – Countries Over 500 Cases

Country	Population	Confirmed Cases	Recovered	Recovery Percentage	Deaths	Mortality Estimate	Contact Percentage
China	1,439,323,776	81,077	Not Reported	Not Reported	3,218	3.9691%	0.005633%
Italy *	60,461,826	23,073	2,749	11.91%	2,158	9.3529%	0.038161%
Iran	83,992,949	14,991	Not Reported	Not Reported	853	5.6901%	0.017848%
South Korea *	51,269,185	8,236	1,137	13.81%	75	0.9106%	0.016064%
Spain *	46,754,778	9,191	Not Reported	Not Reported	309	3.3620%	0.019658%
France *	65,273,511	5,423	Not Reported	Not Reported	127	2.3419%	0.008308%
Germany	83,783,942	4,838	Not Reported	Not Reported	12	0.2480%	0.005774%
USA **	331,002,651	3,487	Not Reported	Not Reported	68	1.9501%	0.001053%
Switzerland	8,654,622	2,200	Not Reported	Not Reported	13	0.5909%	0.025420%
United Kingdom	67,886,011	1,395	Not Reported	Not Reported	35	2.5090%	0.002055%
Netherlands	17,134,872	1,135	Not Reported	Not Reported	20	1.7621%	0.006624%
Sweden	10,099,265	992	Not Reported	Not Reported	3	0.3024%	0.009822%
Norway	5,421,241	1,077	Not Reported	Not Reported	1	0.0929%	0.019866%
Denmark	5,792,202	898	Not Reported	Not Reported	1	0.1114%	0.015504%
Austria	9,006,398	959	Not Reported	Not Reported	1	0.1043%	0.010648%
Japan	126,476,461	814	Not Reported	Not Reported	24	2.9484%	0.000644%
Belgium	11,589,623	1,085	Not Reported	Not Reported	5	0.4608%	0.009362%
Malaysia	32,365,999	553	Not Reported	Not Reported	0	0.0000%	0.001709%
Totals/Averages	2,456,289,312	161,424	Not Available		6,923	4.2887%	0.006572%

Sources: WHO Situation Report (Delayed One Day)

* Reported from the Countries National Health Organization

* Reported by the CDC or CNN Estimates



EMS Unit Utilization – Last 30 Days

(Includes Known Mutual Aid)

