



# DAYTON



# DAYTON FIRE DEPARTMENT

---

## COVID-19

### Daily Statistical Update

Numbers Thru

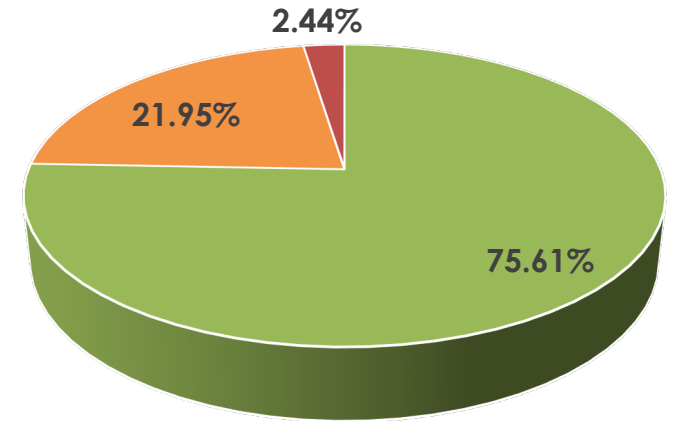
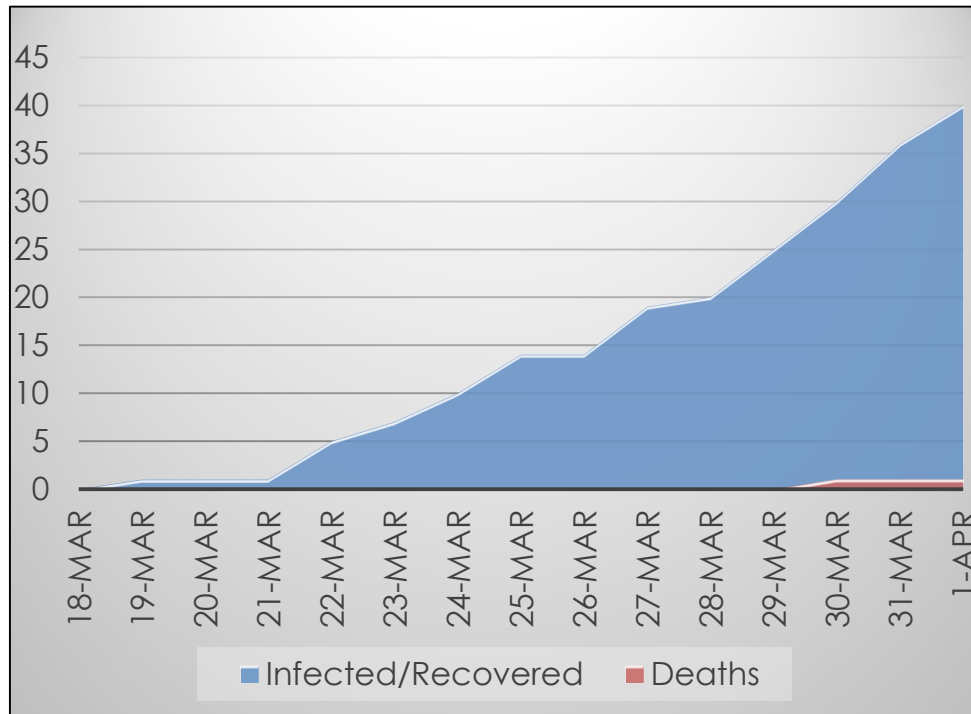
1-Apr-2020



# Dayton/Montgomery County

## Data at a Glance

Confirmed Cases: 41  
Hospitalizations: 9  
Recoveries: Not Reported  
Deaths: 1



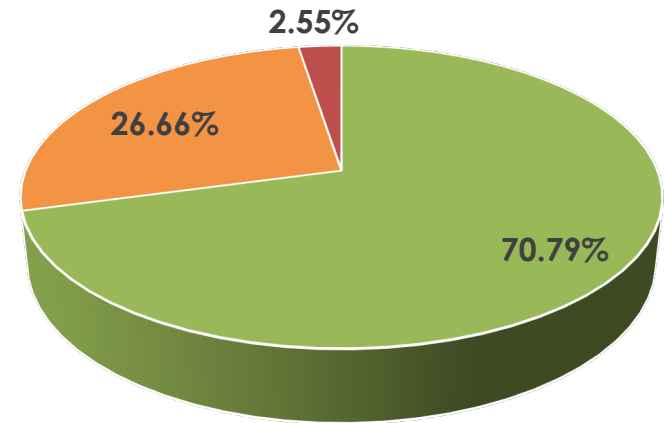
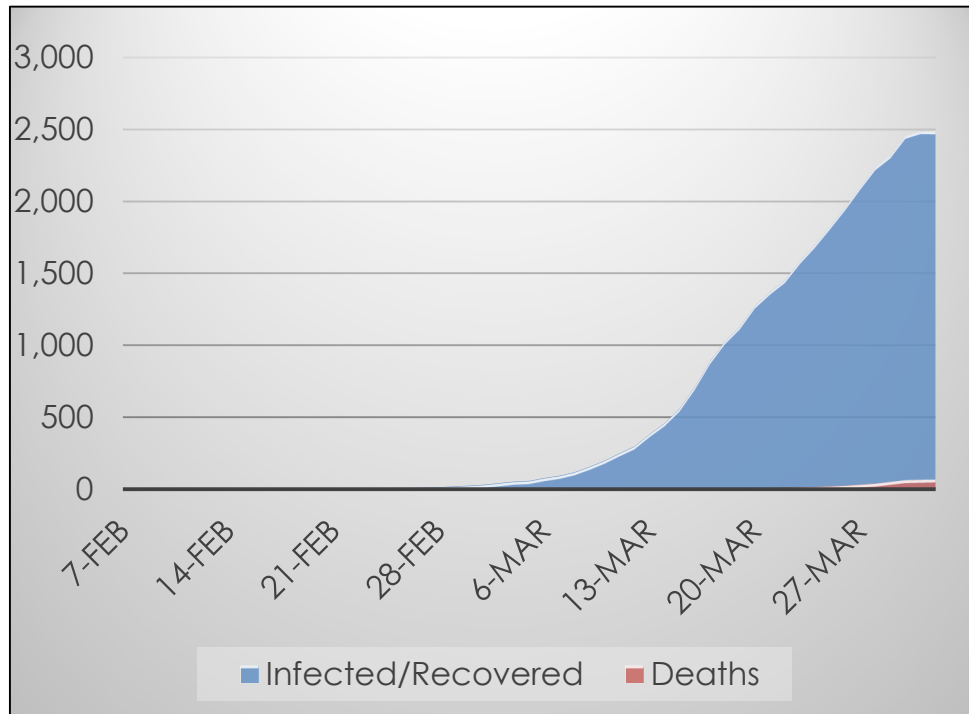

- Infected
- Hospitalized
- Recovered - Not Reported
- Deceased - None Reported



# State of Ohio

## Data at a Glance

Confirmed Cases:	2,547
Hospitalizations:	679
Recoveries:	Not Reported
Deaths:	65



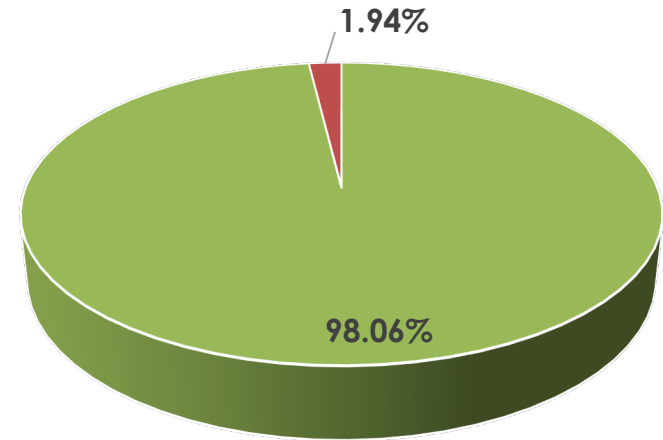

Note: Ohio re-updates all previous days information with new data. Though much more accurate will cause differences in how the epidemiological curve presents.



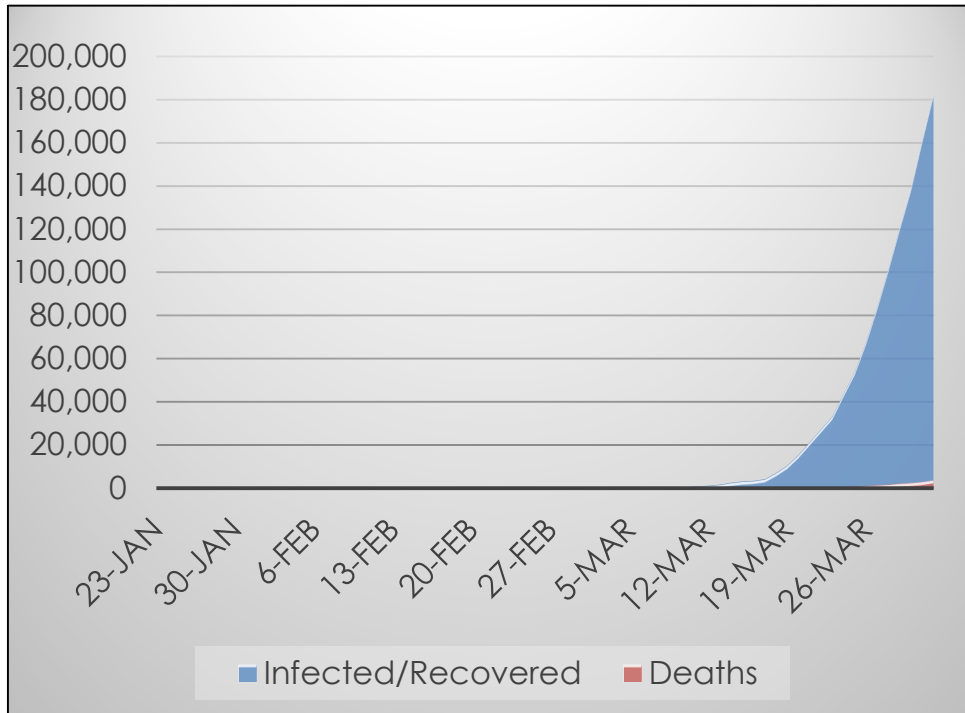
# The United States

## Data at a Glance

Confirmed Cases:	186,101
Hospitalizations:	Not Reported
Recoveries:	Not Reported
Deaths:	3,603



- Infected
- Hospitalized - Not Reported
- Recovered - Not Reported
- Deceased



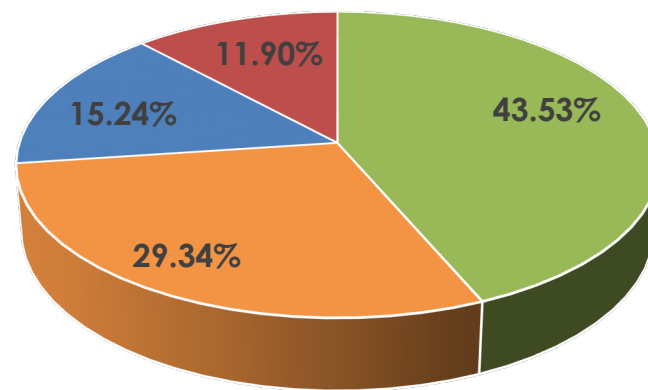
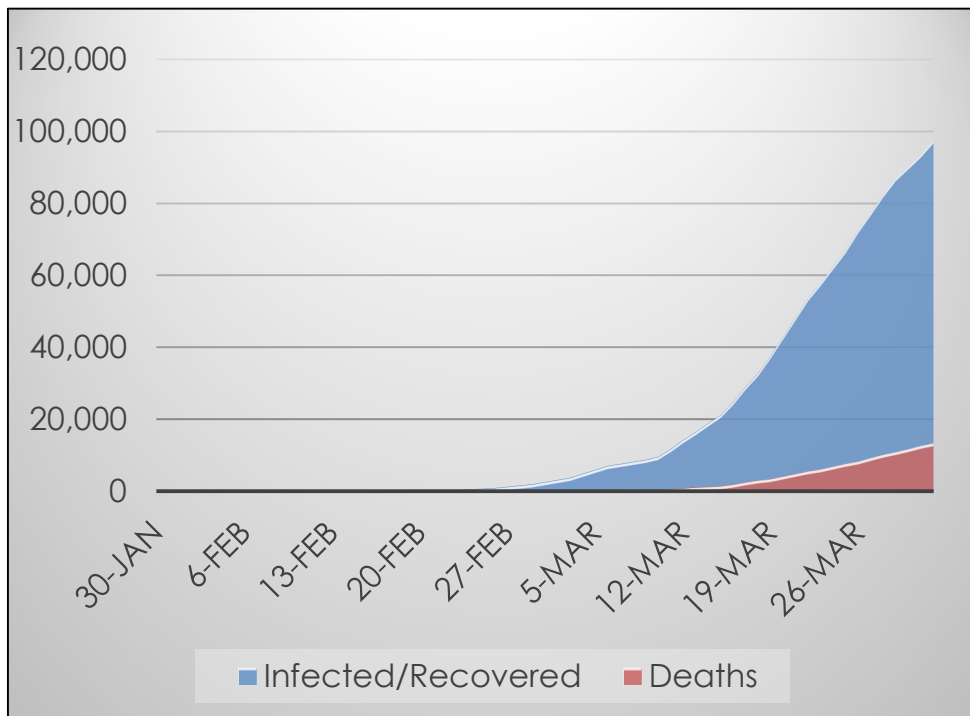


# Italy



## Data at a Glance

Confirmed Cases:	110,574
Hospitalizations:	32,438
Recoveries:	16,847
Deaths:	13,155



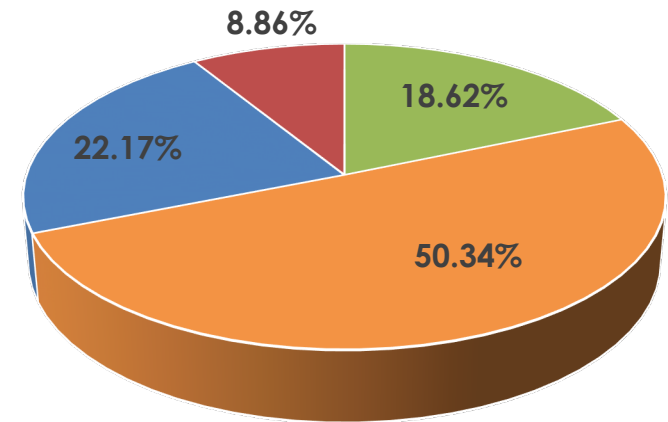
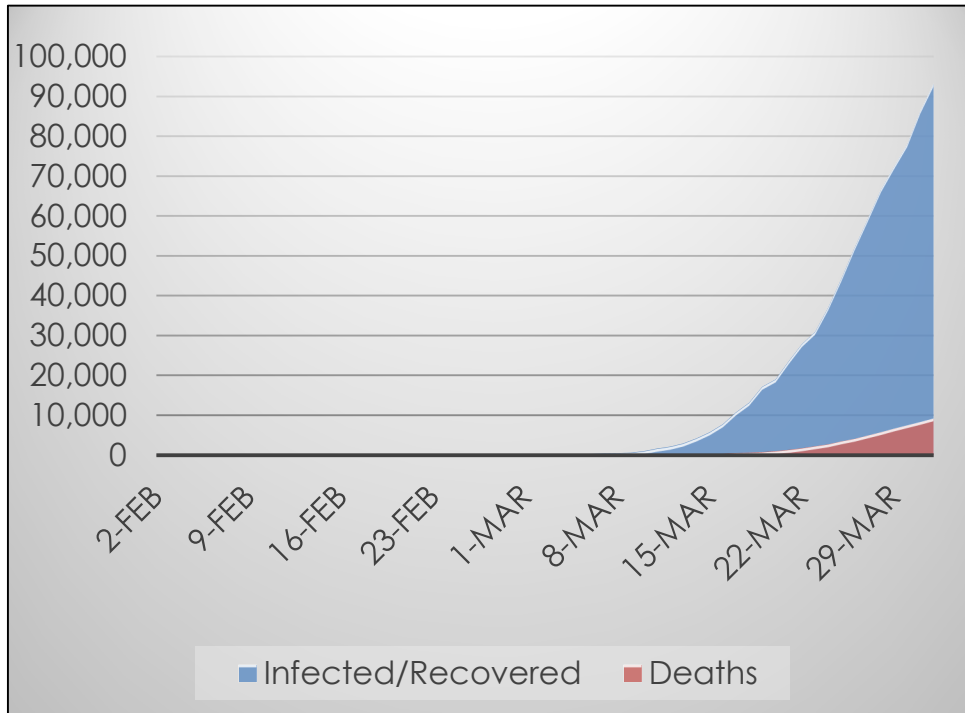
- Infected
- Hospitalized
- Recovered
- Deceased



# Spain

## Data at a Glance

Confirmed Cases:	102,136
Hospitalizations:	51,418
Recoveries:	22,647
Deaths:	9,053



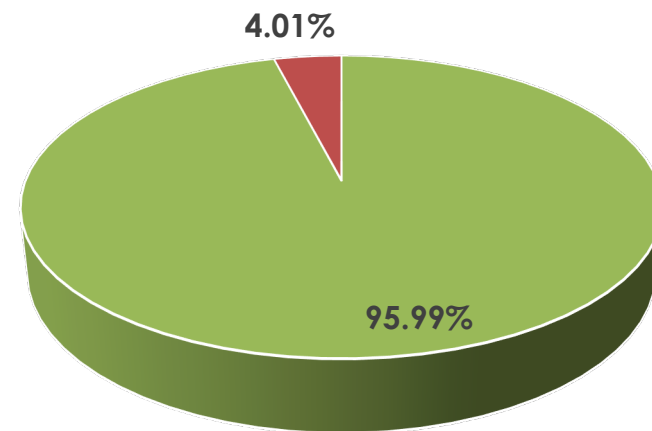
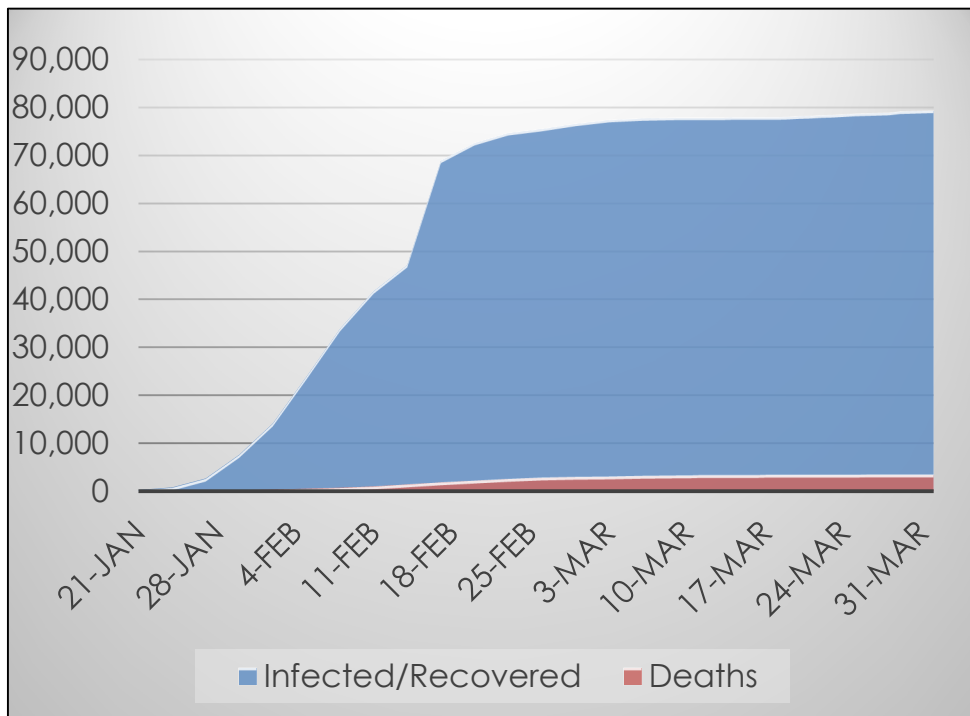

- Infected
- Hospitalized
- Recovered
- Deceased



# China

## Data at a Glance

Confirmed Cases: 82,545  
Hospitalizations: Not Reported  
Recoveries: Not Reported  
Deaths: 3,314



- Infected
- Hospitalized - Not Reported
- Recovered - Not Reported
- Deceased

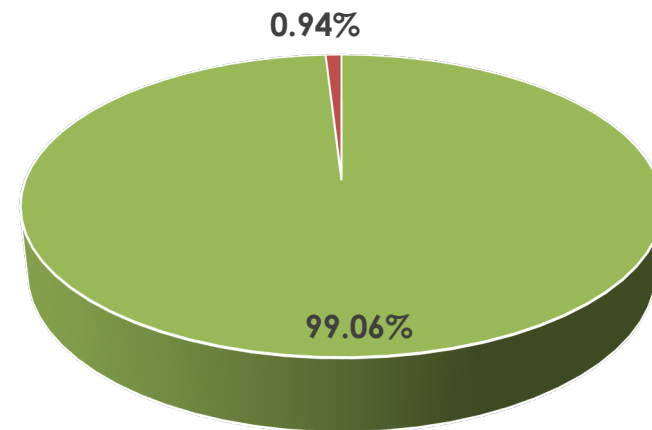
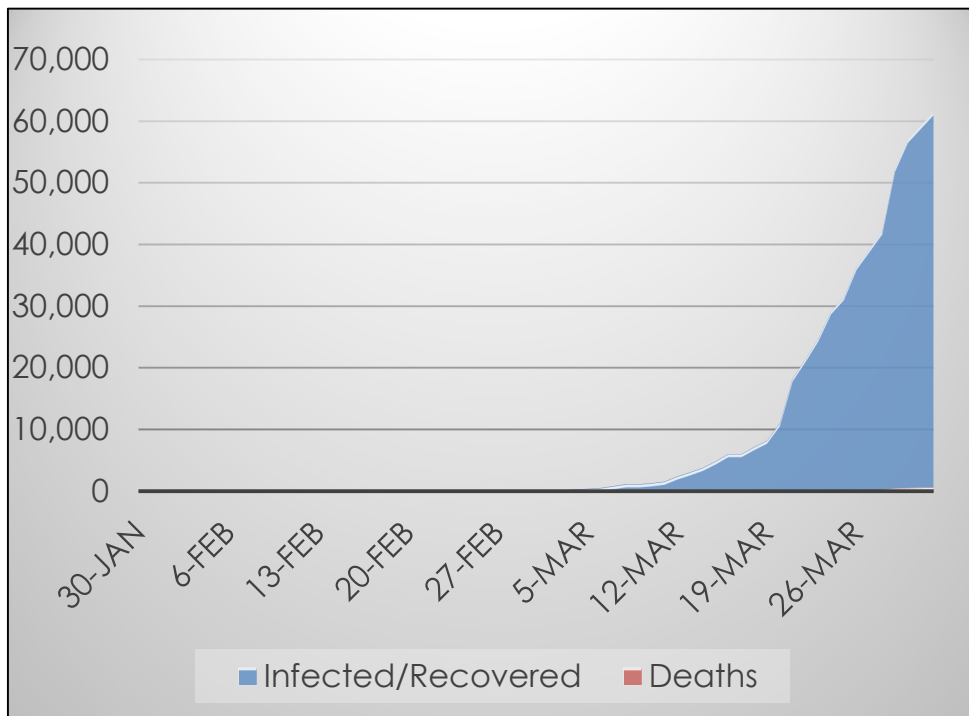




# Germany

## Data at a Glance


Confirmed Cases: 61,913  
Hospitalizations: Not Reported  
Recoveries: Not Reported  
Deaths: 583



- Infected
- Hospitalized - Not Reported
- Recovered - Not Reported
- Deceased

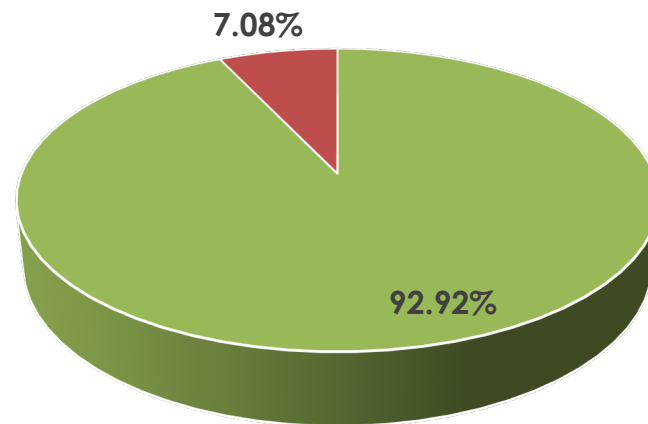


# France

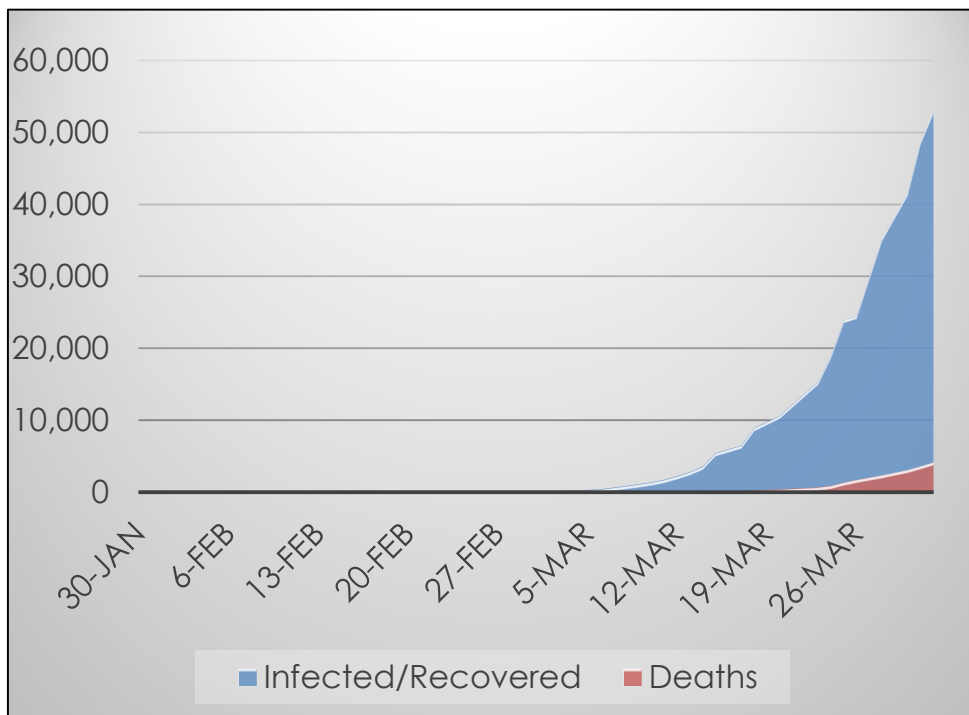


## Data at a Glance

Confirmed Cases: 56,989  
Hospitalizations: Not Reported  
Recoveries: Not Reported  
Deaths: 4,032



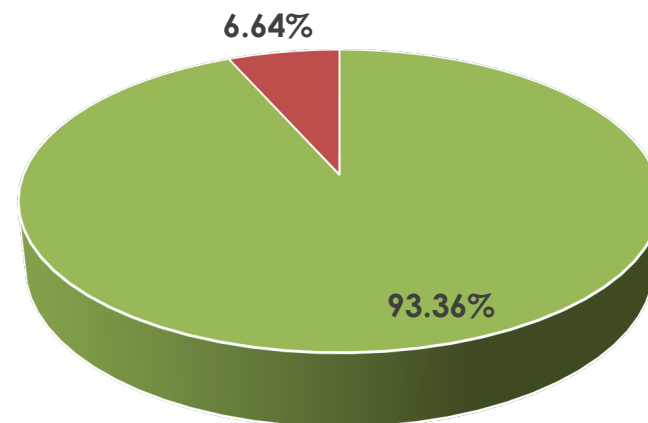

- Infected
- Hospitalized - Not Reported
- Recovered - Not Reported
- Deceased



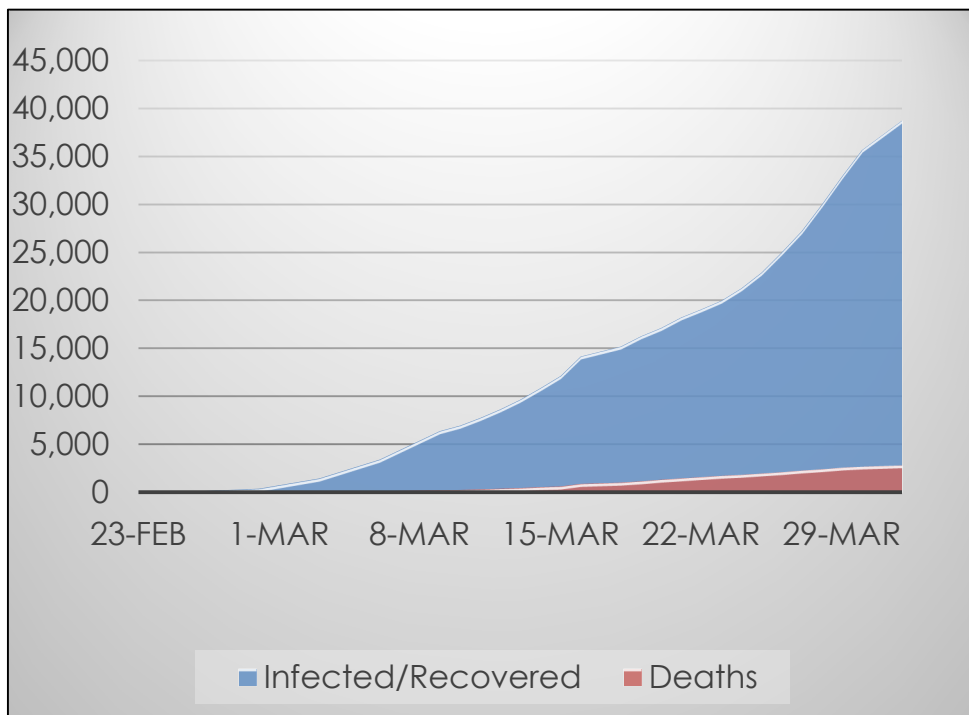
# Iran

## Data at a Glance

Confirmed Cases: 41,495  
Hospitalizations: Not Reported  
Recoveries: Not Reported  
Deaths: 2,757



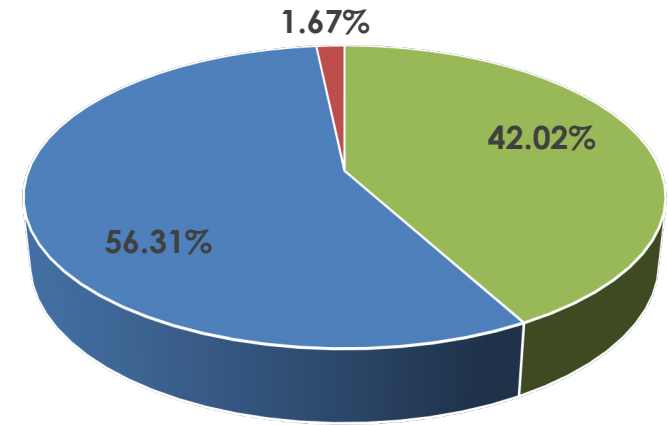
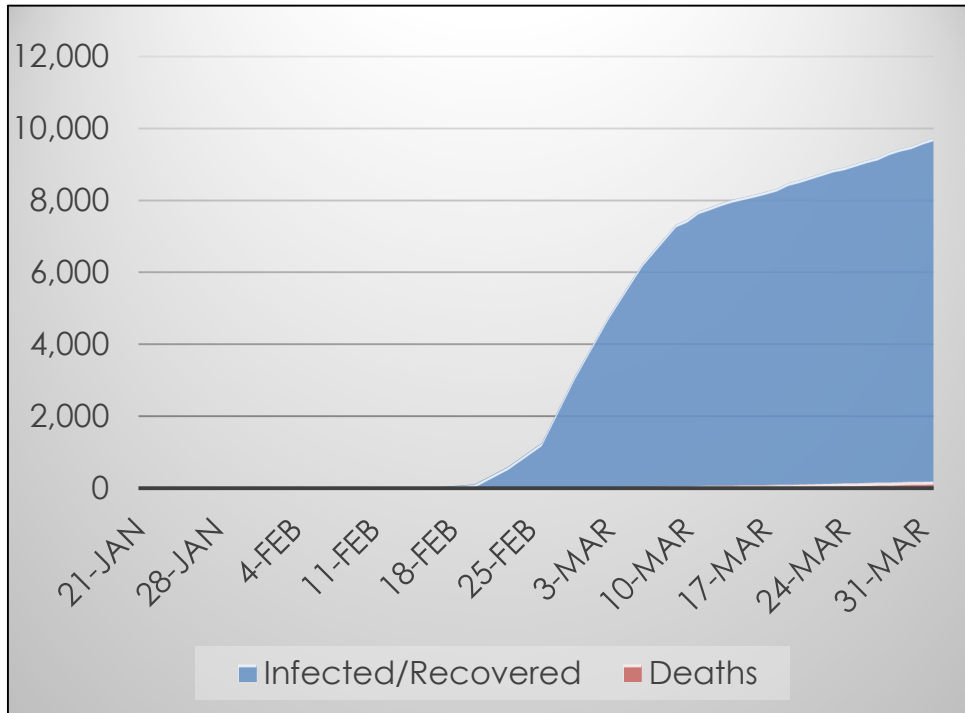
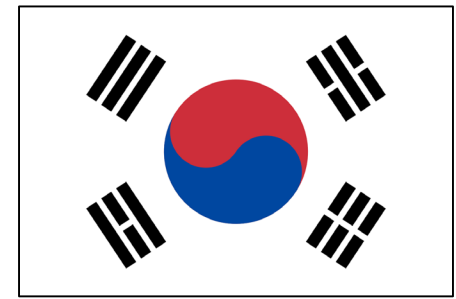
- Infected
- Hospitalized - Not Reported
- Recovered - Not Reported
- Deceased



# South Korea

## Data at a Glance

Confirmed Cases: 9,887  
Hospitalizations: Not Reported  
Recoveries: 5,567  
Deaths: 165



- Infected
- Hospitalized - Not Reported
- Recovered
- Deceased



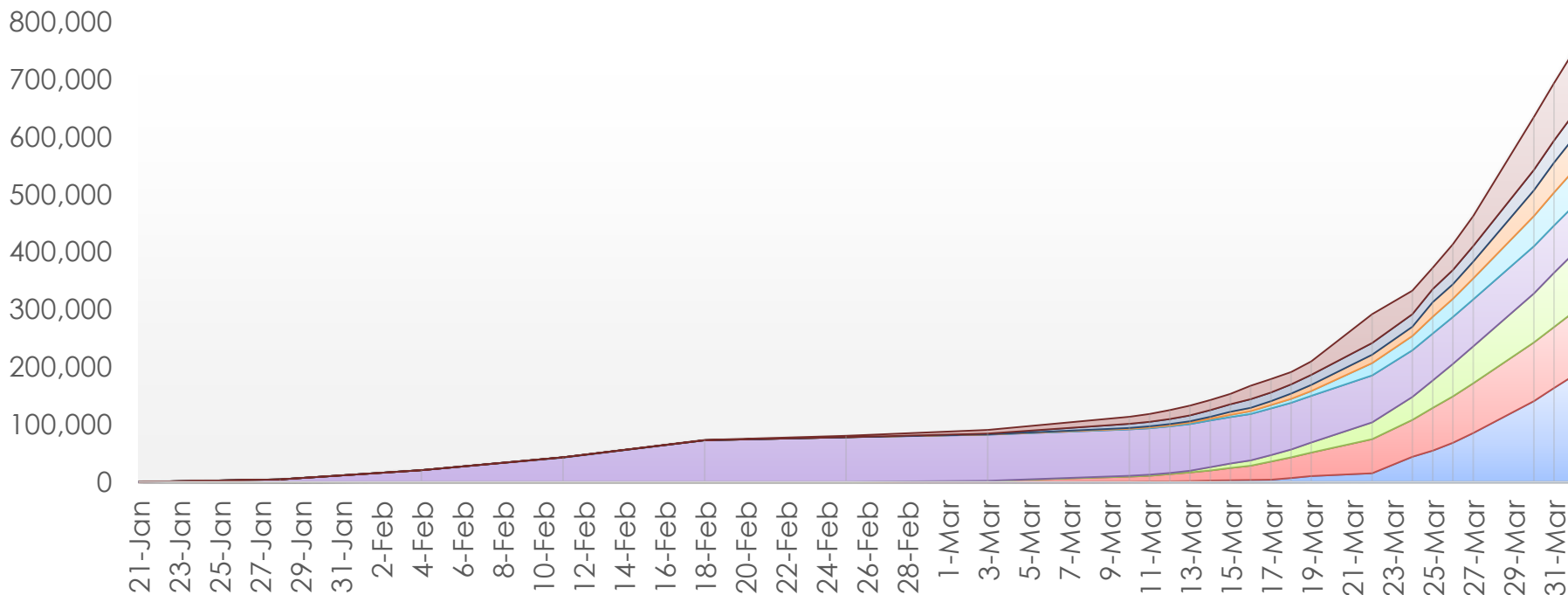
# World Summary

## Data at a Glance

Confirmed Cases: 750,890  
 Deaths: 36,405  
 International Mortality 4.85%

## Countries Over 25,000

China	82,545	Italy	110,574
Iran	41,495	Spain	102,136
France	56,989	USA	186,101
Germany	61,913		



■ USA 
 ■ Italy 
 ■ Spain 
 ■ China 
 ■ Germany 
 ■ France 
 ■ Iran 
 ■ Rest of the World



**Source:** WHO Situation Report or the Nations' National Health Service  
 NOTE: Some Counts are Delayed at Least One Day

# Current Disease Prevalence and Estimated Recovery/Mortality Rates (Countries Over 2,500 Cases)

Country	Population	Previous Cases	New Cases	Confirmed Cases	% Increase	Recovered	Recovery Percentage	Deaths	Mortality Estimate	Contact Percentage
USA **	331,002,651	163,539	22,562	186,101	13.80%	Not Reported	Not Reported	3,603	1.9360%	0.056223%
Italy *	60,461,826	105,792	4,782	110,574	4.52%	16,847	15.24%	13,155	11.8970%	0.182882%
Spain *	46,754,778	94,417	7,719	102,136	8.18%	22,647	22.17%	9,053	8.8637%	0.218450%
China	1,439,323,776	82,447	98	82,545	0.12%	Not Reported	Not Reported	3,314	4.0148%	0.005735%
Germany	83,783,942	57,298	4,615	61,913	8.05%	Not Reported	Not Reported	583	0.9416%	0.073896%
France **	65,273,511	52,128	4,861	56,989	9.33%	Not Reported	Not Reported	4,032	7.0750%	0.087308%
Iran	83,992,949	38,309	3,186	41,495	8.32%	Not Reported	Not Reported	2,757	6.6442%	0.049403%
United Kingdom	67,886,011	19,526	2,619	22,145	13.41%	Not Reported	Not Reported	1,408	6.3581%	0.032621%
Switzerland	8,654,622	14,274	1,138	15,412	7.97%	Not Reported	Not Reported	295	1.9141%	0.178078%
Belgium	11,589,623	10,836	1,063	11,899	9.81%	Not Reported	Not Reported	513	4.3113%	0.102669%
Netherlands	17,134,872	10,866	884	11,750	8.14%	Not Reported	Not Reported	864	7.3532%	0.068574%
Turkey	84,086,339	9,271	1,556	10,827	16.78%	Not Reported	Not Reported	168	1.5517%	0.012876%
South Korea *	51,269,185	9,786	101	9,887	1.03%	5,567	56.31%	165	1.6689%	0.019284%
Austria	9,006,398	8,813	805	9,618	9.13%	Not Reported	Not Reported	108	1.1229%	0.106791%
Portugal	10,205,078	5,962	446	6,408	7.48%	Not Reported	Not Reported	140	2.1848%	0.062792%
Canada	37,742,154	5,655	662	6,317	11.71%	Not Reported	Not Reported	66	1.0448%	0.016737%
Israel	8,617,452	4,247	584	4,831	13.75%	Not Reported	Not Reported	17	0.3519%	0.056061%
Australia	25,499,884	3,966	393	4,359	9.91%	Not Reported	Not Reported	18	0.4129%	0.017094%
Brazil	212,145,978	3,904	352	4,256	9.02%	Not Reported	Not Reported	136	3.1955%	0.002006%
Norway	5,421,241	4,102	124	4,226	3.02%	Not Reported	Not Reported	26	0.6152%	0.077953%
Sweden	10,099,265	3,700	328	4,028	8.86%	Not Reported	Not Reported	146	3.6246%	0.039884%
Czechia	10,703,334	2,829	173	3,002	6.12%	Not Reported	Not Reported	24	0.7995%	0.028047%
Ireland	4,922,413	2,615	295	2,910	11.28%	Not Reported	Not Reported	54	1.8557%	0.059117%
Malaysia	32,365,999	2,470	156	2,626	6.32%	Not Reported	Not Reported	37	1.4090%	0.008113%
Denmark	5,792,202	2,395	182	2,577	7.60%	Not Reported	Not Reported	77	2.9880%	0.044491%
<b>Totals/Averages</b>	<b>2,723,735,483</b>	<b>719,147</b>	<b>59,684</b>	<b>778,831</b>	<b>8.30%</b>	<b>Not Available</b>		<b>40,759</b>	<b>5.2334%</b>	<b>0.028594%</b>



## Sources: WHO Situation Report (Delayed One Day)

\* Reported from the Countries National Health Organization

\*\* Reported by the CDC

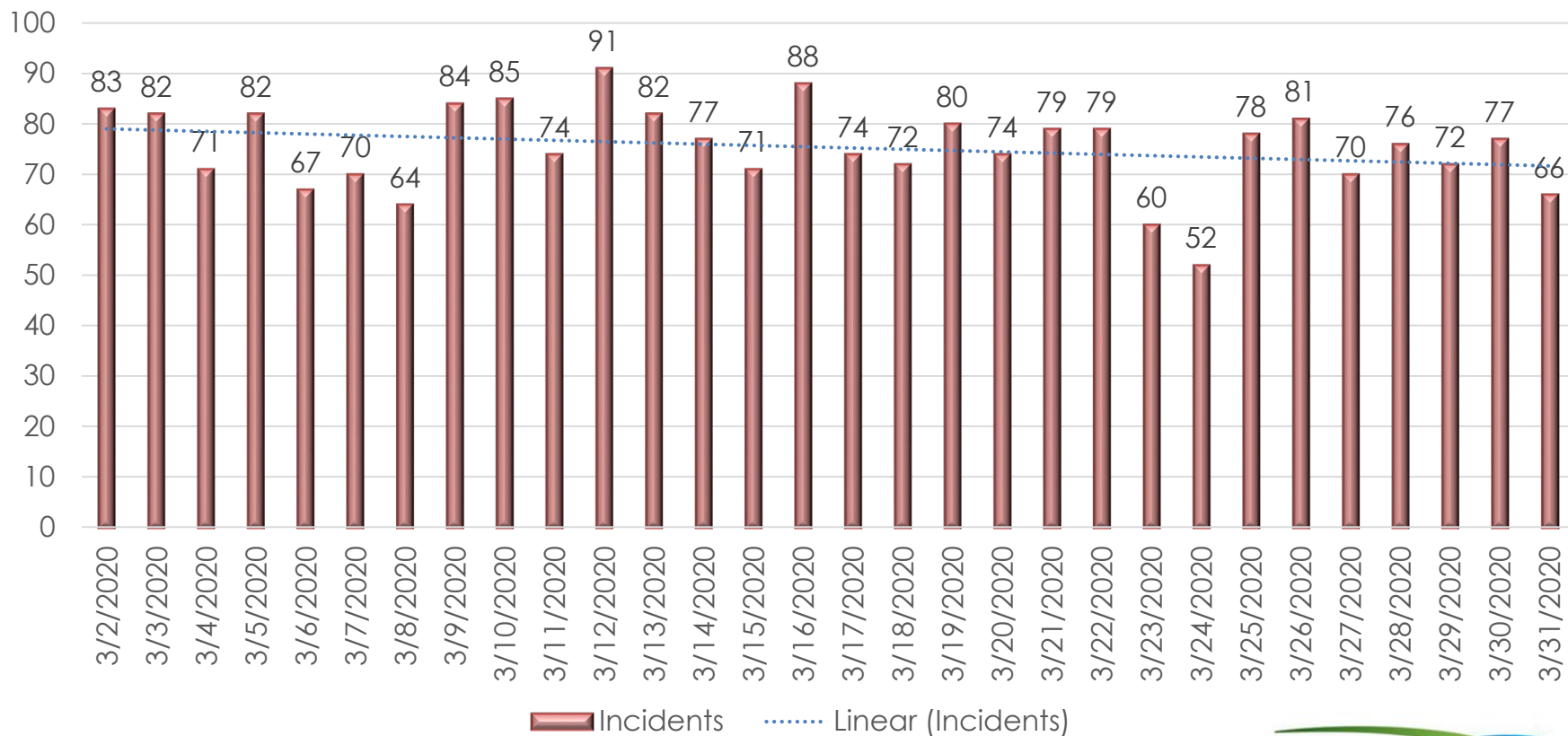
\*\*\* Did not report



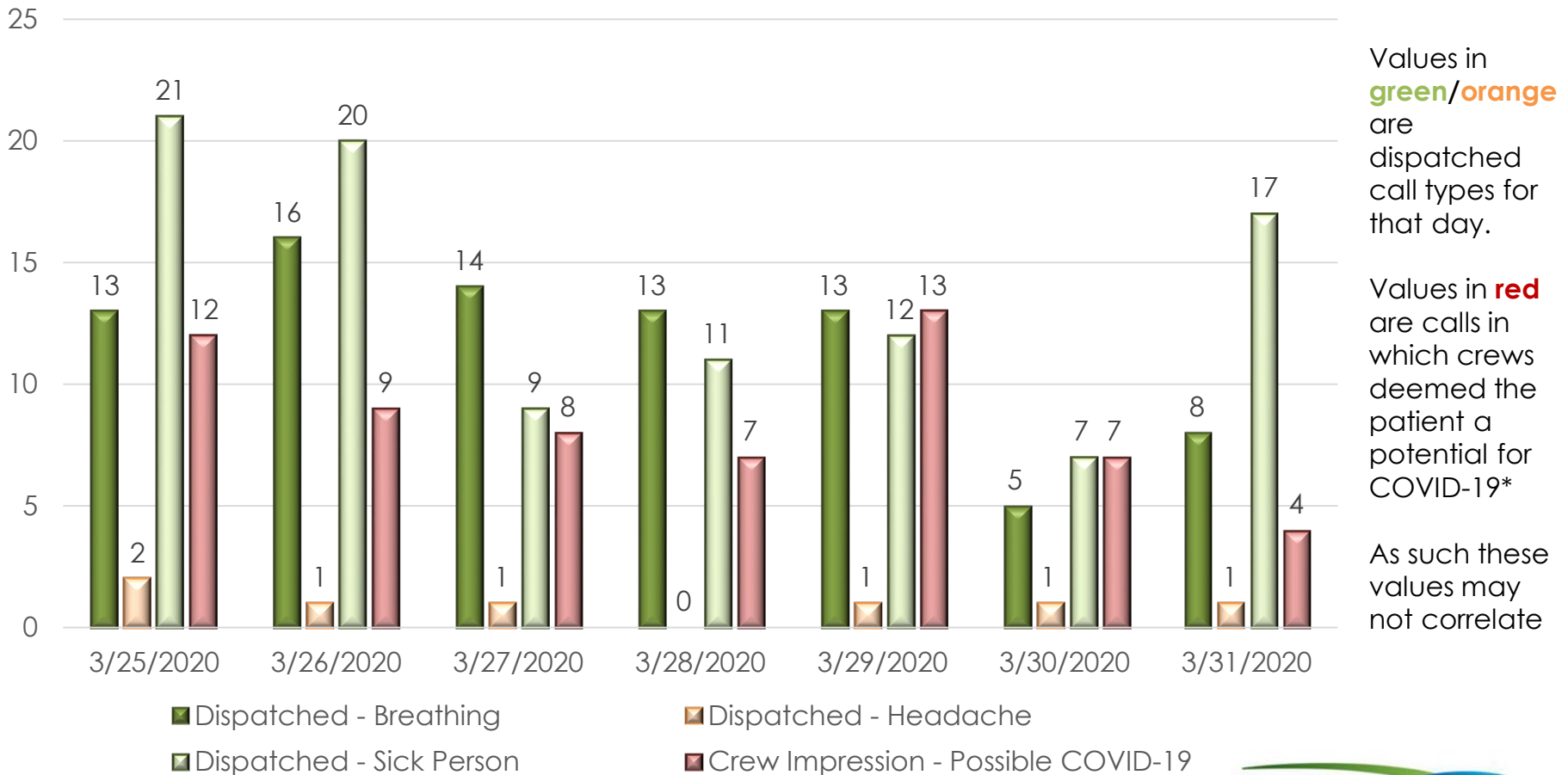
# Daily EMS Unit Utilization – Last 30 Days

30-Day Average: 75.37 (EMS Only)

Total Daily Incidents (Including Fire Calls): 82



# “Potential” Call Types and Crew Impressions - Last 7 Days



\* By crews listing COVID-19 as a primary or secondary impression or by completing the “Outbreak Screening” form in ESO.

# Non-Traumatic, Non-Transported Dead On Scene

