



DAYTON



DAYTON FIRE DEPARTMENT

COVID-19

Daily Statistical Update

Numbers Thru

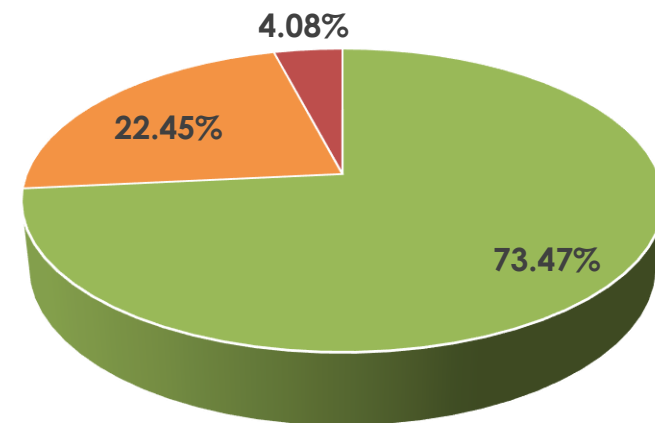
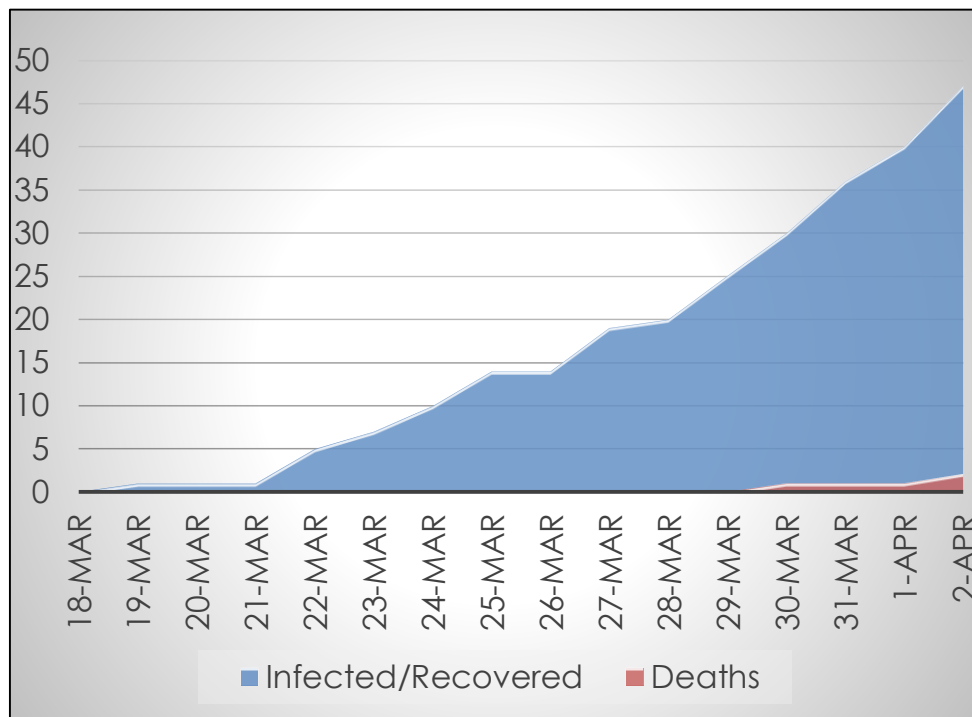
2-Apr-2020



Dayton/Montgomery County

Data at a Glance

Confirmed Cases: 49
Hospitalizations: 11
Recoveries: Not Reported
Deaths: 2



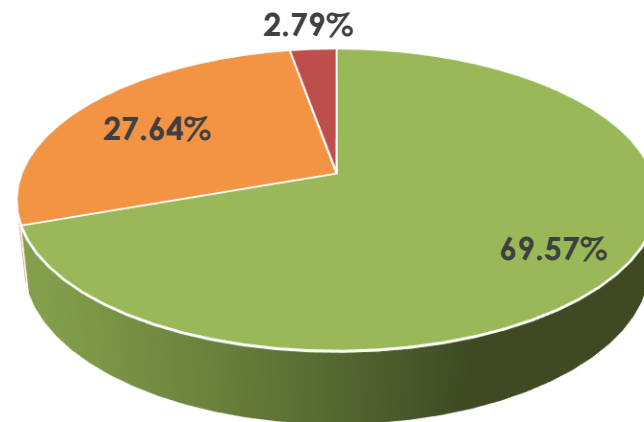
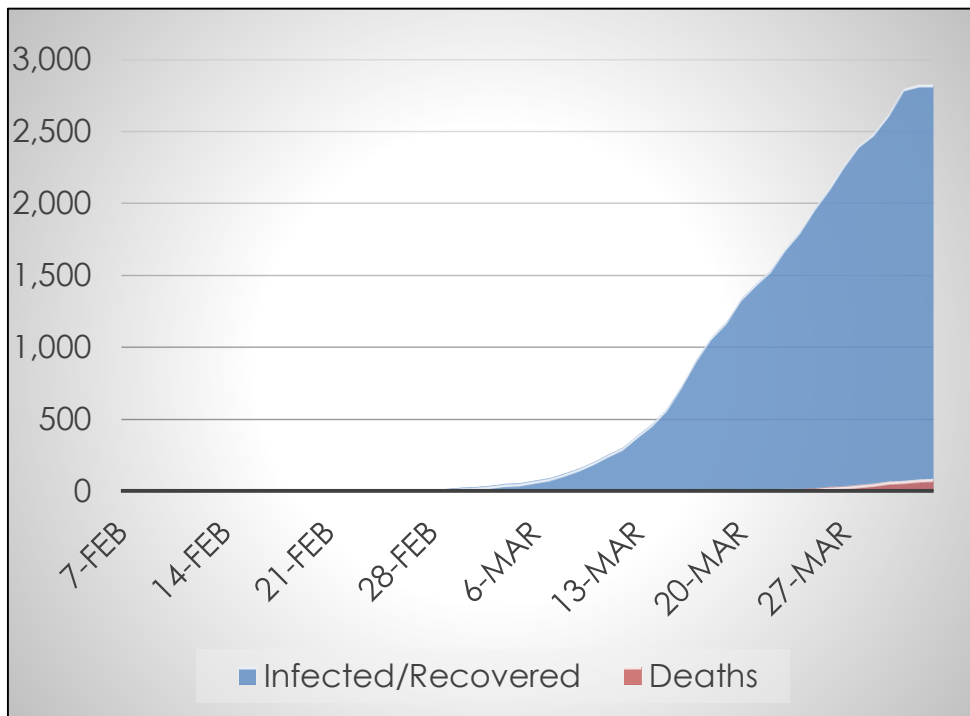
- Infected
- Hospitalized
- Recovered - Not Reported
- Deceased - None Reported



State of Ohio

Data at a Glance

Confirmed Cases:	2,902
Hospitalizations:	802
Recoveries:	Not Reported
Deaths:	81



- Infected
- Hospitalized
- Recovered - Not Reported
- Deceased

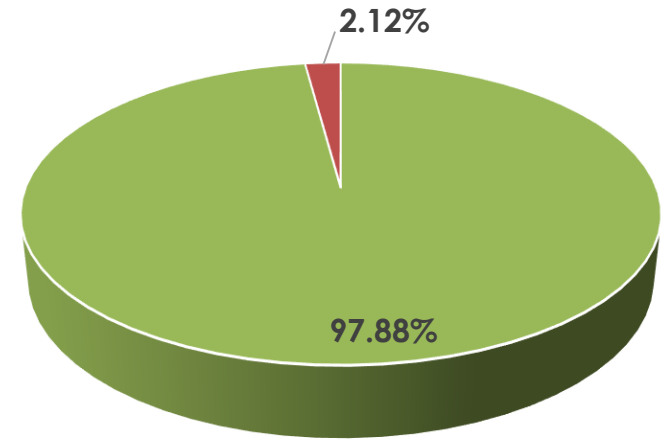
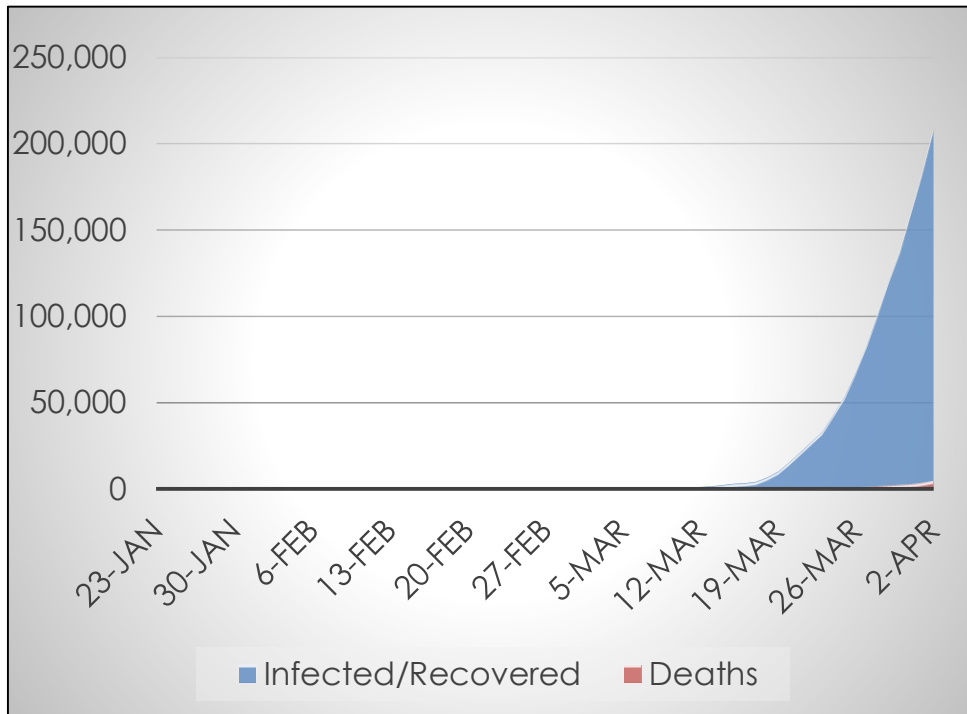
Note: Ohio re-updates all previous days information with new data. Though much more accurate will cause differences in how the epidemiological curve presents.



The United States

Data at a Glance

Confirmed Cases: 213,144
Hospitalizations: Not Reported
Recoveries: Not Reported
Deaths: 4,513



- Infected
- Hospitalized - Not Reported
- Recovered - Not Reported
- Deceased

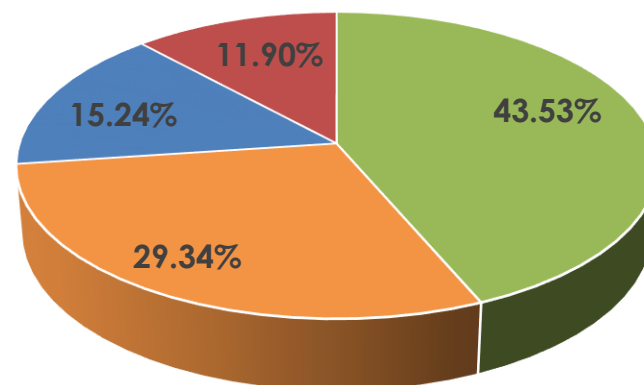
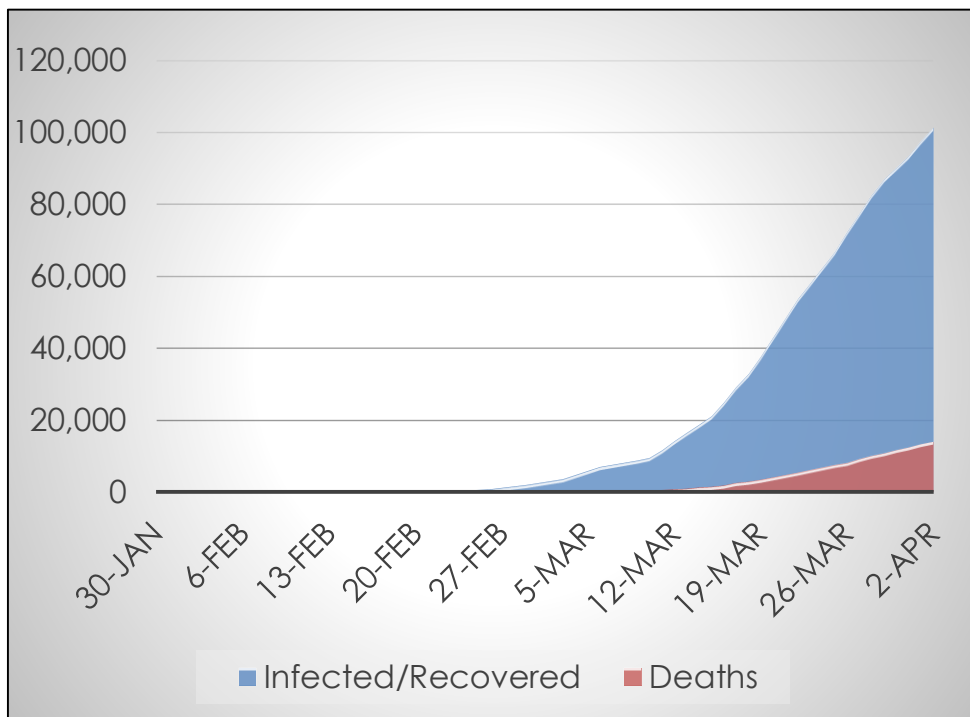


Italy



Data at a Glance

Confirmed Cases:	115,242
Hospitalizations:	32,593
Recoveries:	18,278
Deaths:	13,915



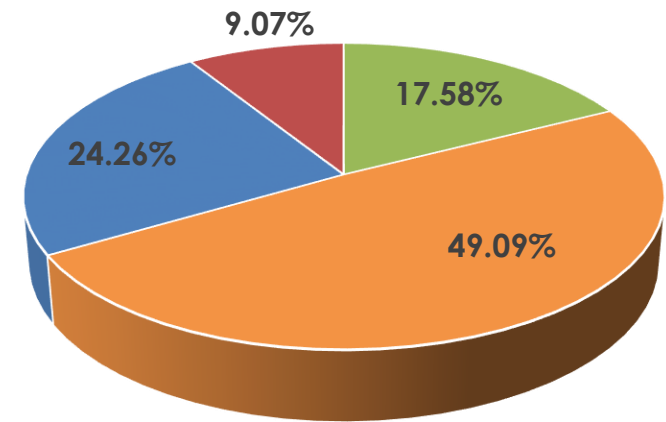
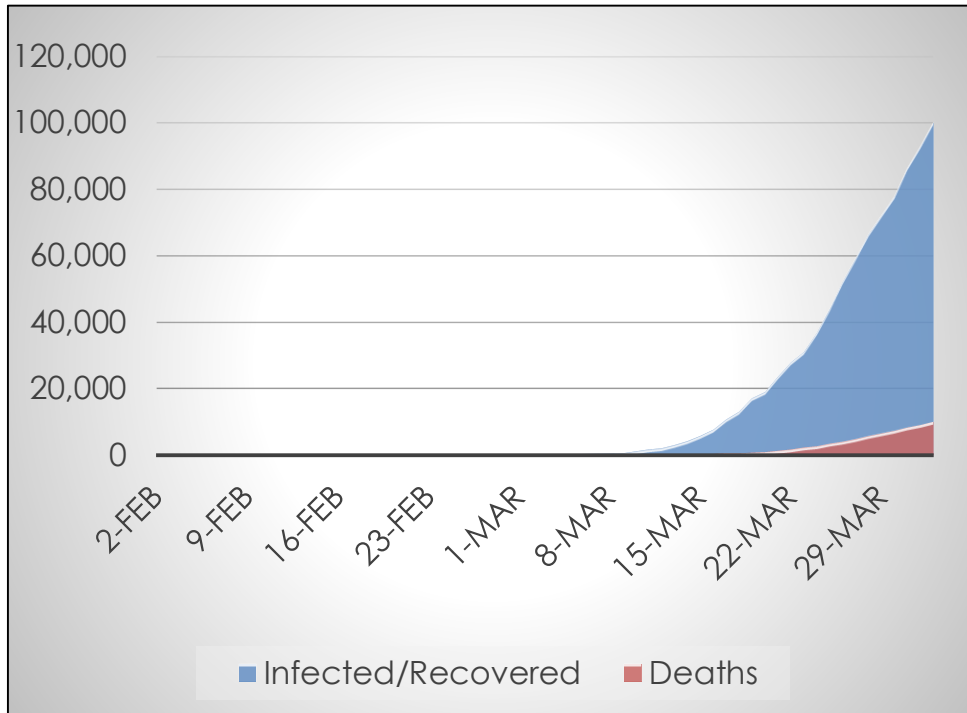
- Infected
- Hospitalized
- Recovered
- Deceased



Spain

Data at a Glance

Confirmed Cases:	110,238
Hospitalizations:	54,113
Recoveries:	26,743
Deaths:	10,003



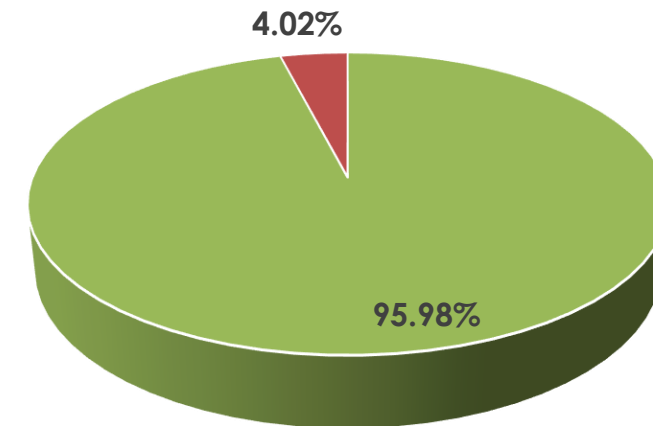
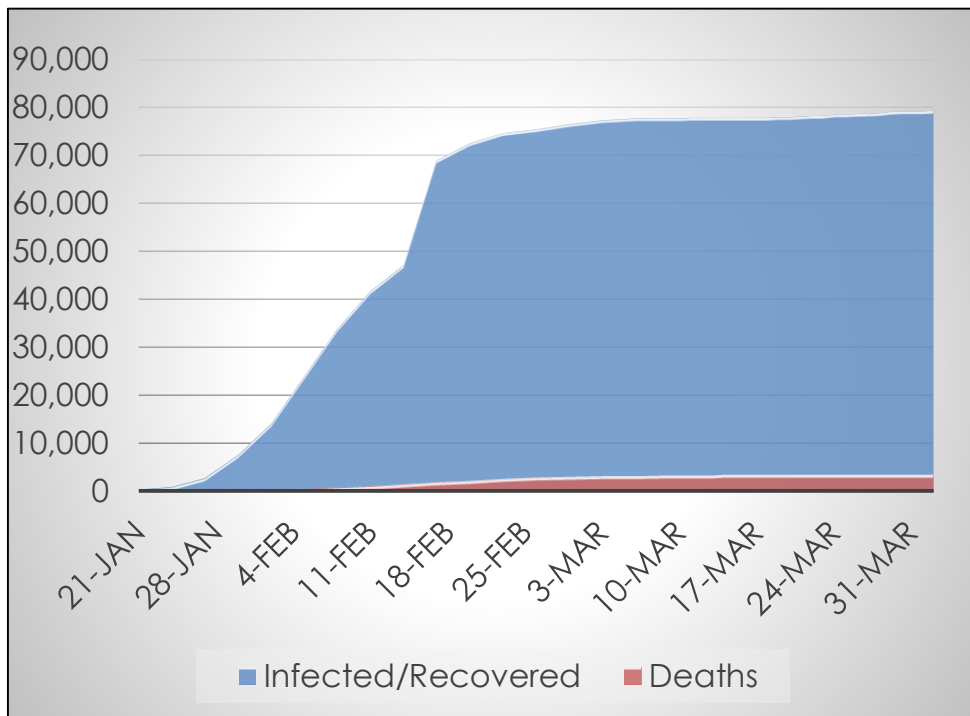

- Infected
- Hospitalized
- Recovered
- Deceased



China

Data at a Glance

Confirmed Cases: 82,631
Hospitalizations: Not Reported
Recoveries: Not Reported
Deaths: 3,321



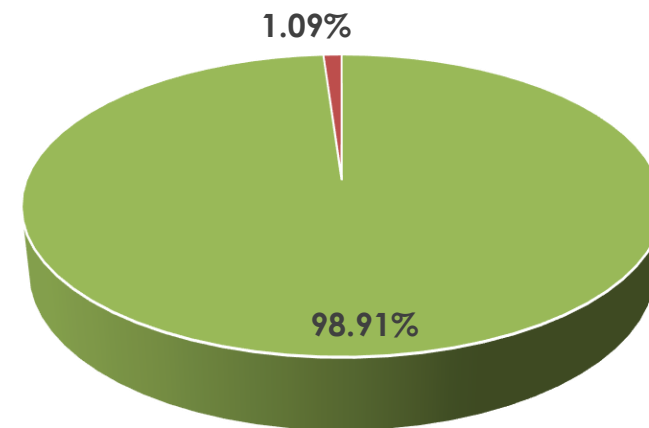
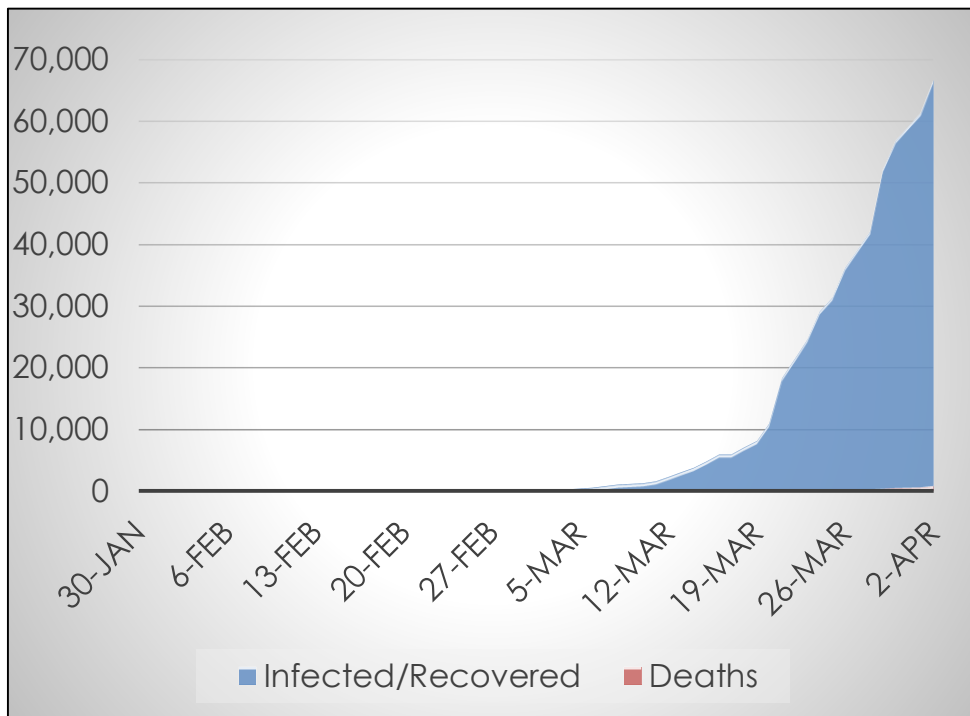
- Infected
- Hospitalized - Not Reported
- Recovered - Not Reported
- Deceased



Germany

Data at a Glance

Confirmed Cases: 67,634
Hospitalizations: Not Reported
Recoveries: Not Reported
Deaths: 732



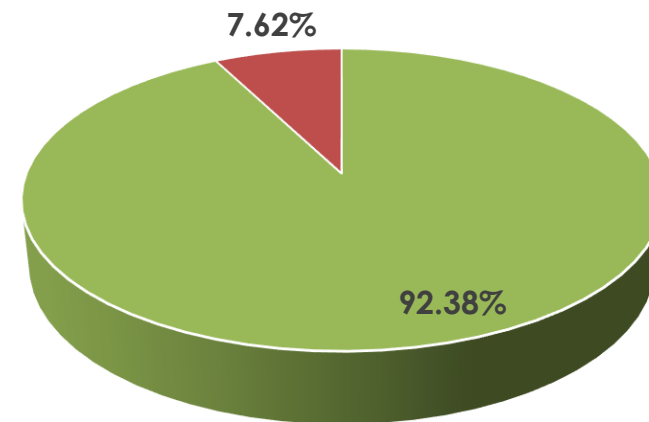
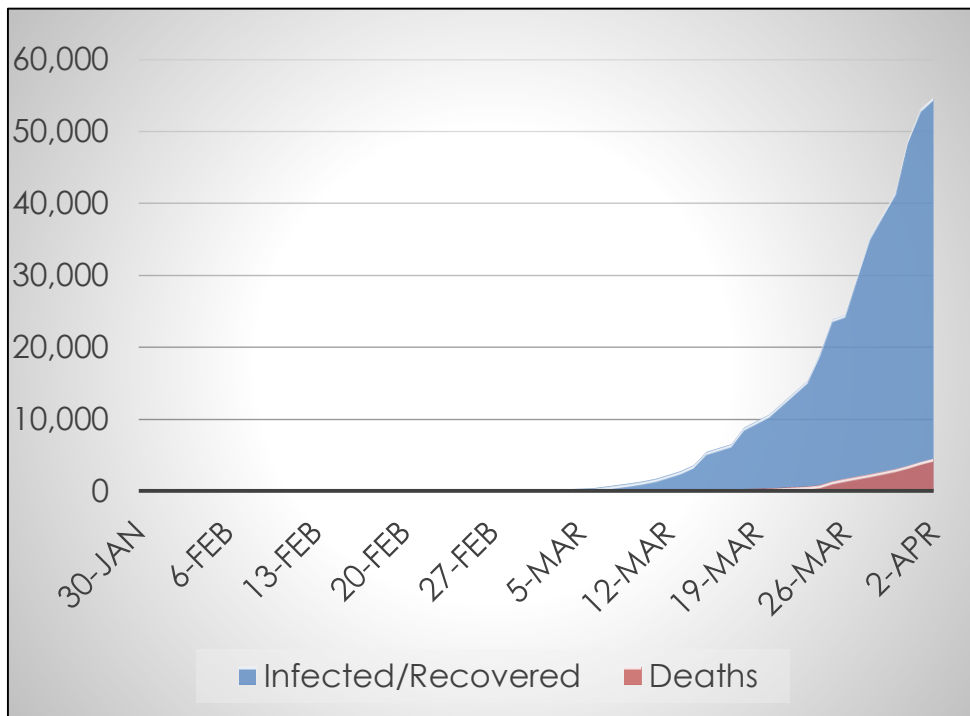

- Infected
- Hospitalized - Not Reported
- Recovered - Not Reported
- Deceased



France

Data at a Glance

Confirmed Cases: 59,105
Hospitalizations: Not Reported
Recoveries: Not Reported
Deaths: 4,503



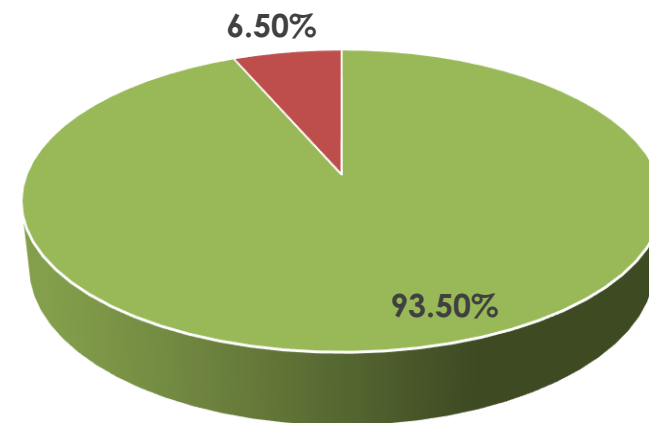
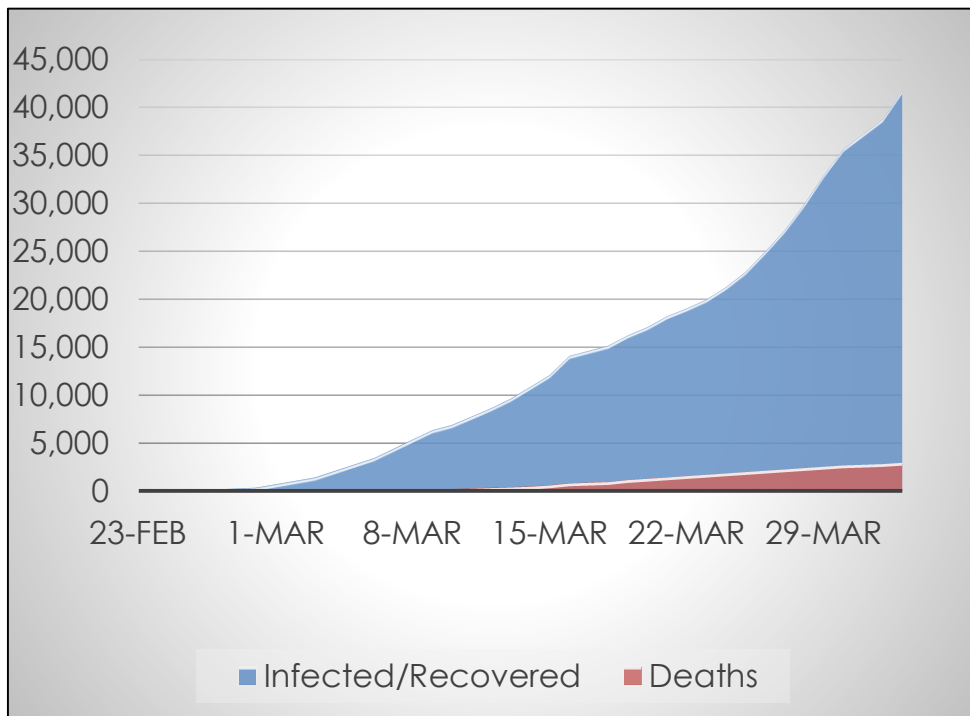

- Infected
- Hospitalized - Not Reported
- Recovered - Not Reported
- Deceased



Iran

Data at a Glance

Confirmed Cases: 44,606
Hospitalizations: Not Reported
Recoveries: Not Reported
Deaths: 2,898



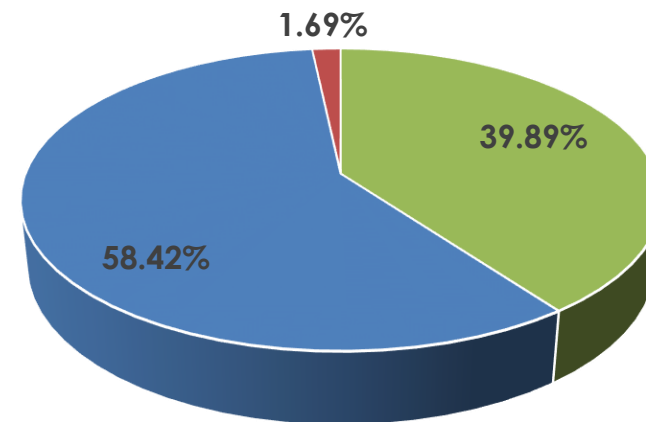
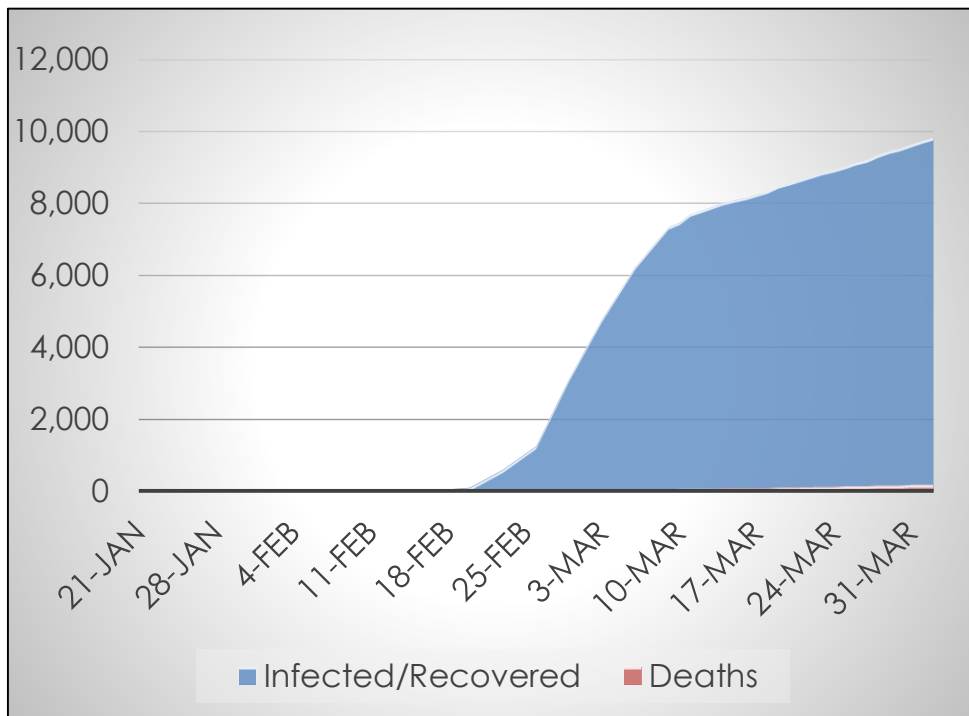

- Infected
- Hospitalized - Not Reported
- Recovered - Not Reported
- Deceased



South Korea

Data at a Glance

Confirmed Cases: 9,976
Hospitalizations: Not Reported
Recoveries: 5,828
Deaths: 169



- Infected
- Hospitalized - Not Reported
- Recovered
- Deceased



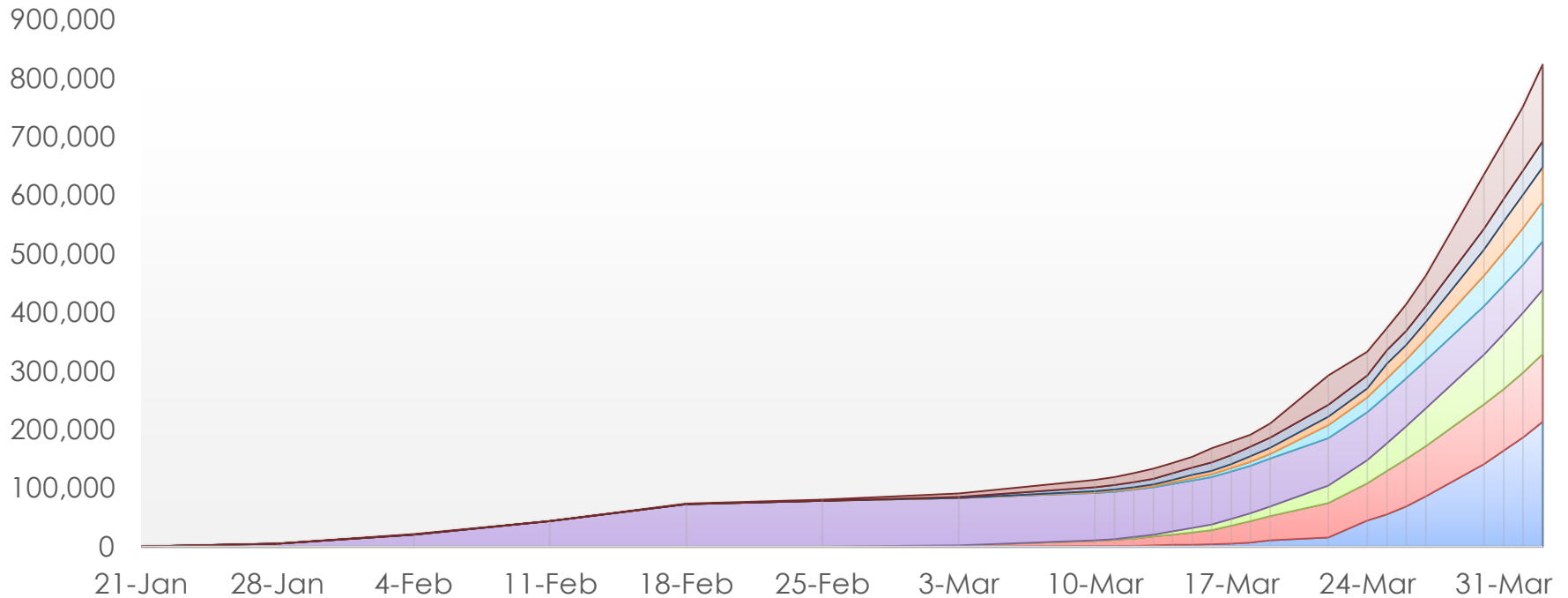
World Summary

Data at a Glance

Confirmed Cases: 823,626
 Deaths: 40,598
 International Mortality 4.93%

Countries Over 25,000

China	82,631	Italy	115,242
Iran	44,606	Spain	110,238
France	59,105	USA	213,144
Germany	67,366		



■ USA
 ■ Italy
 ■ Spain
 ■ China
 ■ Germany
 ■ France
 ■ Iran
 ■ Rest of the World



Source: WHO Situation Report or the Nations' National Health Service
 NOTE: Some Counts are Delayed at Least One Day

Current Disease Prevalence and Estimated Recovery/Mortality Rates (Countries Over 2,500 Cases)

Country	Population	Previous Cases	New Cases	Confirmed Cases	% Increase	Recovered	Recovery Percentage	Deaths	Mortality Estimate	Contact Percentage
USA **	331,002,651	186,101	29,043	215,144	15.61%	Not Reported	Not Reported	4,513	2.0977%	0.064998%
Italy *	60,461,826	110,574	4,668	115,242	4.22%	18,278	15.86%	13,915	12.0746%	0.190603%
Spain *	46,754,778	102,136	8,102	110,238	7.93%	26,743	24.26%	10,003	9.0740%	0.235779%
China	1,439,323,776	82,545	86	82,631	0.10%	Not Reported	Not Reported	3,321	4.0191%	0.005741%
Germany	83,783,942	61,913	5,453	67,366	8.81%	Not Reported	Not Reported	732	1.0866%	0.080404%
France **	65,273,511	56,989	2,116	59,105	3.71%	Not Reported	Not Reported	4,503	7.6186%	0.090550%
Iran	83,992,949	41,495	3,111	44,606	7.50%	Not Reported	Not Reported	2,898	6.4969%	0.053107%
United Kingdom	67,886,011	22,145	3,009	25,154	13.59%	Not Reported	Not Reported	1,789	7.1122%	0.037053%
Switzerland	8,654,622	15,412	696	16,108	4.52%	Not Reported	Not Reported	373	2.3156%	0.186120%
Belgium	11,589,623	11,899	876	12,775	7.36%	Not Reported	Not Reported	705	5.5186%	0.110228%
Netherlands	17,134,872	11,750	845	12,595	7.19%	Not Reported	Not Reported	1,039	8.2493%	0.073505%
Turkey	84,086,339	10,827	2,704	13,531	24.97%	Not Reported	Not Reported	214	1.5816%	0.016092%
South Korea *	51,269,185	9,887	89	9,976	0.90%	5,828	58.42%	169	1.6941%	0.019458%
Austria	9,006,398	9,618	564	10,182	5.86%	Not Reported	Not Reported	128	1.2571%	0.113053%
Portugal	10,205,078	6,408	1,035	7,443	16.15%	Not Reported	Not Reported	160	2.1497%	0.072934%
Canada	37,742,154	6,317	1,378	7,695	21.81%	Not Reported	Not Reported	89	1.1566%	0.020388%
Israel	8,617,452	4,831	298	5,129	6.17%	Not Reported	Not Reported	21	0.4094%	0.059519%
Australia	25,499,884	4,359	348	4,707	7.98%	Not Reported	Not Reported	20	0.4249%	0.018459%
Brazil	212,145,978	4,256	323	4,579	7.59%	Not Reported	Not Reported	159	3.4724%	0.002158%
Norway	5,421,241	4,226	221	4,447	5.23%	Not Reported	Not Reported	28	0.6296%	0.082029%
Chile	19,071,161	2,449	289	2,738	11.80%	Not Reported	Not Reported	12	0.4383%	0.014357%
Sweden	10,099,265	4,028	407	4,435	10.10%	Not Reported	Not Reported	180	4.0586%	0.043914%
Czechia	10,703,334	3,002	306	3,308	10.19%	Not Reported	Not Reported	31	0.9371%	0.030906%
Ireland	4,922,413	2,910	325	3,235	11.17%	Not Reported	Not Reported	71	2.1947%	0.065720%
Malaysia	32,365,999	2,626	140	2,766	5.33%	Not Reported	Not Reported	43	1.5546%	0.008546%
Denmark	5,792,202	2,577	283	2,860	10.98%	Not Reported	Not Reported	90	3.1469%	0.049377%
Totals/Averages	2,742,806,644	781,280	66,715	847,995	8.54%	Not Available		45,206	5.3309%	0.030917%

Sources: WHO Situation Report (Delayed One Day)

* Reported from the Countries National Health Organization

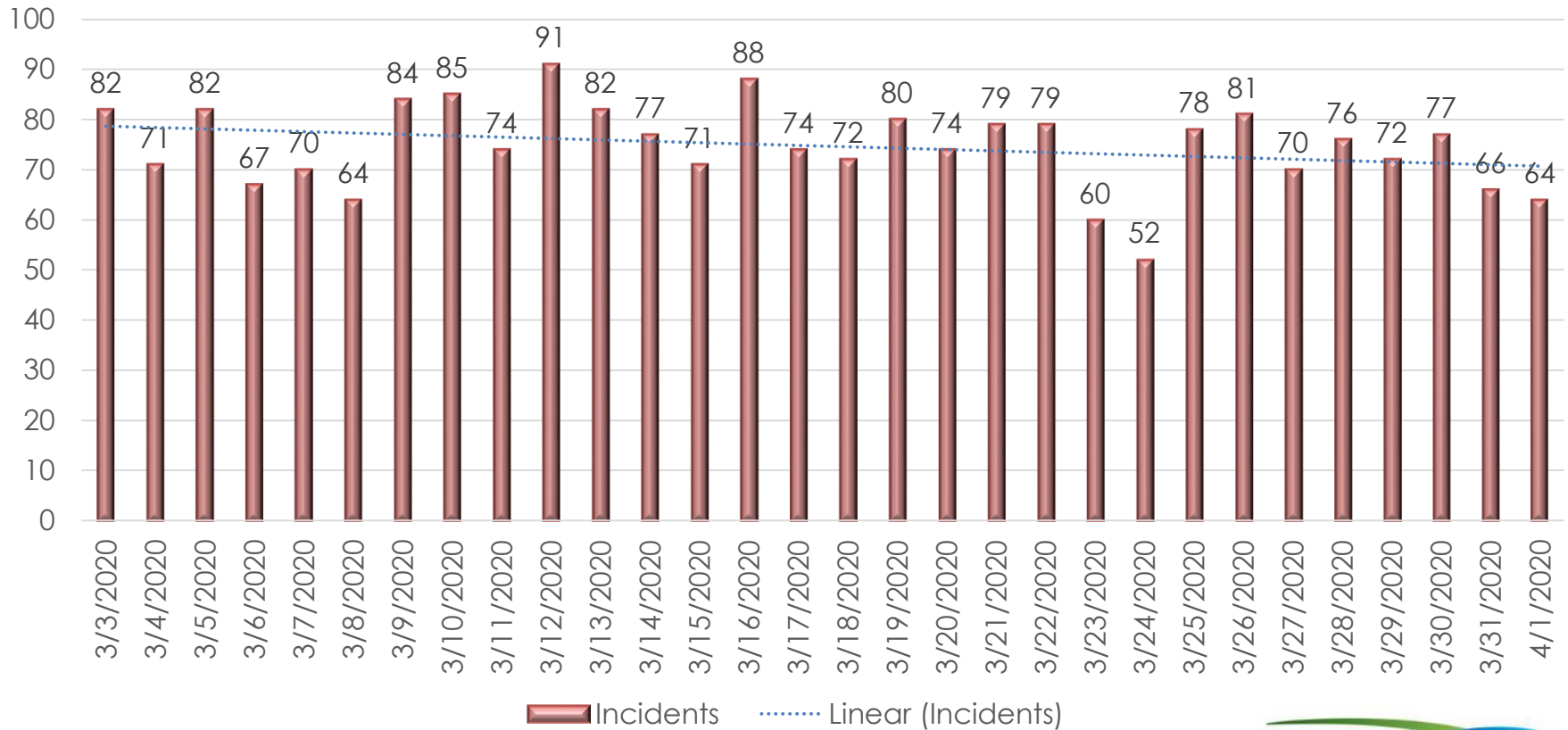
** Reported by the CDC

*** Did not report

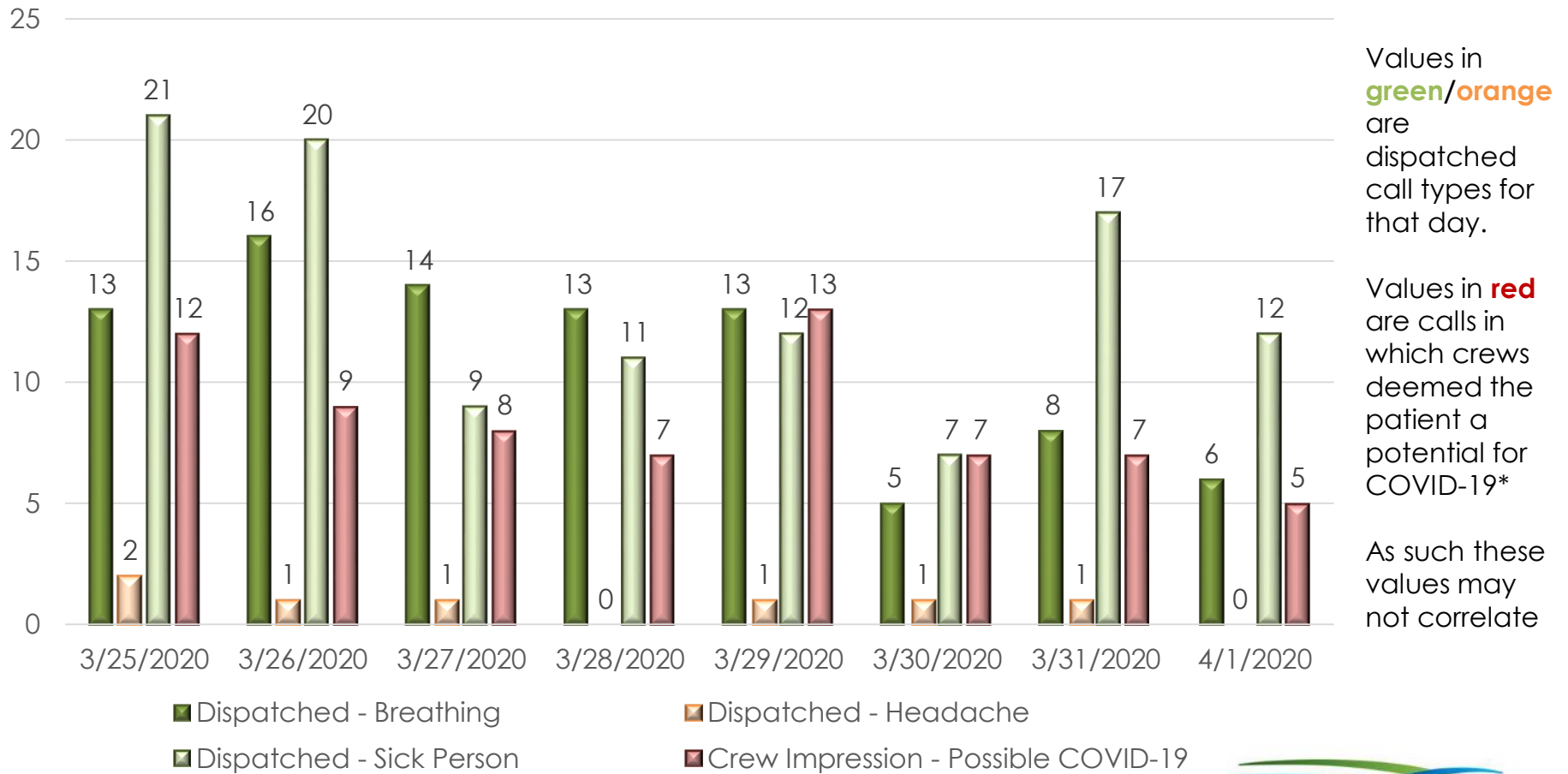
Daily EMS Unit Utilization – Last 30 Days

30-Day Average: 74.73 (EMS Only)

Total Daily Incidents (Including Fire Calls): 77



“Potential” Call Types and Crew Impressions - Last 7 Days



* By crews listing COVID-19 as a primary or secondary impression or by completing the "Outbreak Screening" form in ESO.

Non-Traumatic, Non-Transported Dead On Scene

Daily Average = 1.6

