



DAYTON



DAYTON FIRE DEPARTMENT

COVID-19

Daily Statistical Update

Numbers Thru


20-Apr-2020



Dayton/Montgomery County

Data at a Glance

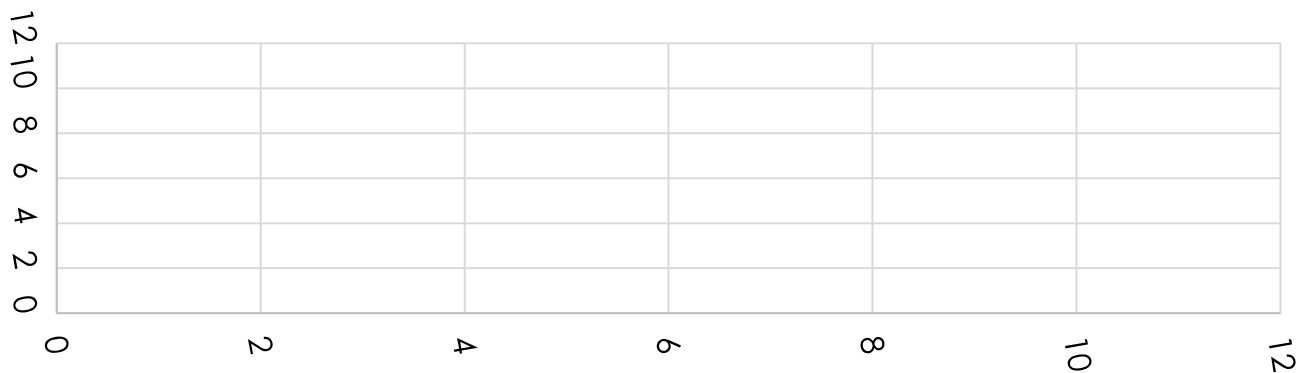
Confirmed Cases:	235
Hospitalizations:	78
Recoveries:	Not Reported
Deaths:	8



Dayton/Montgomery County




Daily Case Growth Rate



State of Ohio

Data at a Glance

Confirmed Cases:	12,919
Hospitalizations:	2,653
Recoveries:	Not Reported
Deaths:	509




1090 cases have been reported in Marion County within the past 72 hours



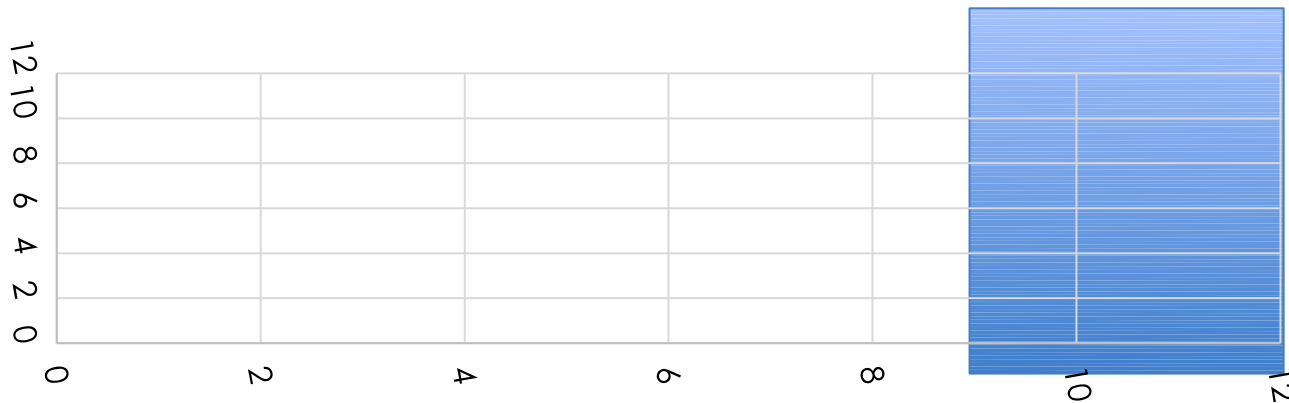
Note: Ohio re-updates all previous days information with new data. Though much more accurate will cause differences in how the epidemiological curve presents.



State of Ohio




Daily Case Growth Rate



1090 cases have been reported in Marion County within the past 72 hours

State changed reporting standard around 12-Apr to include suspected cases.




Area in blue preliminary data due by reporting lag.




The United States

Data at a Glance

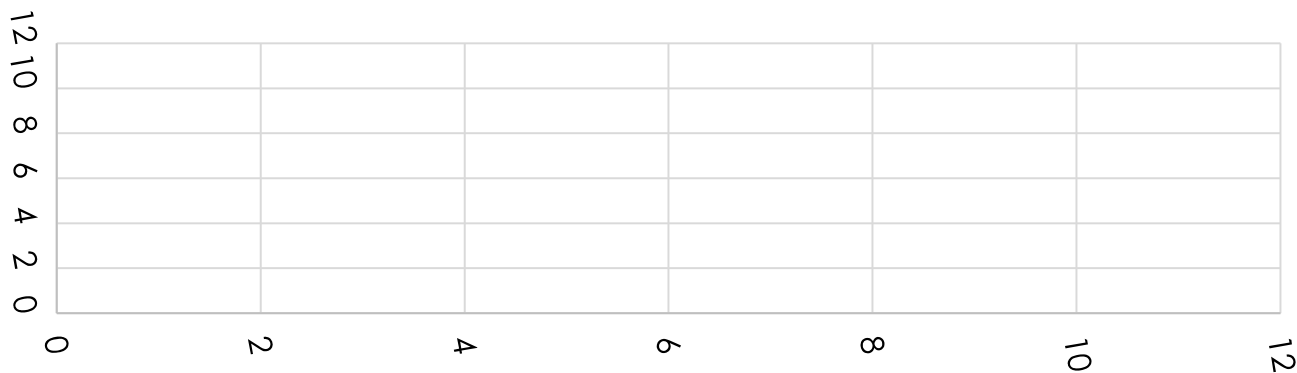
Confirmed Cases:	746,625
Hospitalizations:	Not Reported
Recoveries:	Not Reported
Deaths:	39,083



The United States



Daily Case Growth Rate



Deaths by Day

On 16-Apr the CDC started tracking "suspected" deaths in their statistics causing the spike in reported fatalities



Spain

Data at a Glance

Confirmed Cases:	200,210
Hospitalizations:	76,512
Recoveries:	80,587
Deaths:	20,852



Italy

Data at a Glance

Confirmed Cases:	181,228
Hospitalizations:	27,479
Recoveries:	48,877
Deaths:	24,114



Germany

Data at a Glance


Confirmed Cases:	139,897
Hospitalizations:	Not Reported
Recoveries:	Not Reported
Deaths:	4,294



France

Data at a Glance




Confirmed Cases:	114,657
Hospitalizations:	Not Reported
Recoveries:	Not Reported
Deaths:	20,265



The United Kingdom

Data at a Glance




Confirmed Cases:	124,743
Hospitalizations:	Not Reported
Recoveries:	Not Reported
Deaths:	16,509



China

Data at a Glance

Confirmed Cases:	84,201
Hospitalizations:	Not Reported
Recoveries:	Not Reported
Deaths:	4,642






NOTE: On 17-April China Revised their Mortality Estimates



Iran

Data at a Glance



Confirmed Cases:	80,868
Hospitalizations:	Not Reported
Recoveries:	Not Reported
Deaths:	5,031



Turkey

Data at a Glance




Confirmed Cases:	82,329
Hospitalizations:	Not Reported
Recoveries:	Not Reported
Deaths:	1,890



South Korea

Data at a Glance

Confirmed Cases:	10,674
Hospitalizations:	Not Reported
Recoveries:	8,114
Deaths:	236



World Summary

Data at a Glance

Confirmed Cases: 2,241,778
Deaths: 152,551
International Mortality 6.80%

Countries Over 50,000 (as of yesterday)

USA	720,630	Spain	195,944
Italy	178,972	Germany	139,897
France	112,606	The UK	120,067
China	84,201	Iran	80,868
Turkey	82,329		



Current Disease Prevalence and Estimated Recovery/Mortality Rates (Countries Over 10,000 Cases)

Country	Population	Previous Cases	New Cases	Confirmed Cases	% Increase	Recovered	Recovery Percentage	Deaths	Mortality Estimate	Contact Percentage
USA	331,002,651	720,630	25,995	746,625	3.61%	Not Reported	Not Reported	39,083	5.2346%	0.225565%
Spain	46,754,778	195,944	4,266	200,210	2.18%	80,587	40.25%	20,852	10.4151%	0.428213%
Italy	60,461,826	178,972	2,256	181,228	1.26%	48,877	26.97%	24,114	13.3059%	0.299740%
Germany	83,783,942	137,439	2,458	139,897	1.79%	Not Reported	Not Reported	4,294	3.0694%	0.166974%
United Kingdom	67,886,011	120,067	4,676	124,743	3.89%	Not Reported	Not Reported	16,509	13.2344%	0.183754%
France	65,273,511	112,606	2,051	114,657	1.82%	Not Reported	Not Reported	20,265	17.6745%	0.175656%
China	1,439,323,776	84,180	21	84,201	0.02%	Not Reported	Not Reported	4,642	5.5130%	0.005850%
Turkey	84,086,339	78,546	3,783	82,329	4.82%	Not Reported	Not Reported	1,890	2.2957%	0.097910%
Iran	83,992,949	79,494	1,374	80,868	1.73%	Not Reported	Not Reported	5,031	6.2212%	0.096280%
Russia	145,918,773	36,793	6,060	42,853	16.47%	Not Reported	Not Reported	361	0.8424%	0.029368%
Belgium	11,589,623	36,138	1,045	37,183	2.89%	Not Reported	Not Reported	5,453	14.6653%	0.320830%
Brazil	212,145,978	30,425	3,257	33,682	10.71%	Not Reported	Not Reported	2,141	6.3565%	0.015877%
Canada	37,742,154	30,659	1,741	32,400	5.68%	Not Reported	Not Reported	1,346	4.1543%	0.085846%
Netherlands	17,134,872	30,449	1,140	31,589	3.74%	Not Reported	Not Reported	3,601	11.3995%	0.184355%
Switzerland	8,654,622	26,997	325	27,322	1.20%	Not Reported	Not Reported	1,110	4.0627%	0.315693%
Portugal	10,205,078	19,022	663	19,685	3.49%	Not Reported	Not Reported	687	3.4900%	0.192894%
India	1,376,900,160	14,378	1,334	15,712	9.28%	Not Reported	Not Reported	507	3.2268%	0.001141%
Ireland	4,922,413	13,980	778	14,758	5.57%	Not Reported	Not Reported	571	3.8691%	0.299812%
Austria	9,006,398	14,603	59	14,662	0.40%	Not Reported	Not Reported	443	3.0214%	0.162795%
Sweden	10,099,265	13,216	606	13,822	4.59%	Not Reported	Not Reported	1,511	10.9318%	0.136861%
Peru *	32,870,710	13,489	0	13,489	0.00%	Not Reported	Not Reported	300	2.2240%	0.041037%
Israel	8,617,452	12,855	252	13,107	1.96%	Not Reported	Not Reported	158	1.2055%	0.152098%
South Korea	51,269,185	10,661	13	10,674	0.12%	8,114	76.02%	236	2.2110%	0.020820%
Japan	126,476,461	9,795	566	10,361	5.78%	Not Reported	Not Reported	161	1.5539%	0.008192%
Totals/Averages	4,326,118,927	2,021,338	64,719	2,086,057	3.20%	Not Available		155,266	7.4430%	0.048220%

* Peru did not submit an update to the WHO



Sources: WHO Situation Report (Delayed One Day)
Host Nations Public Health Departments

Daily EMS Unit Utilization – Last 30 Days

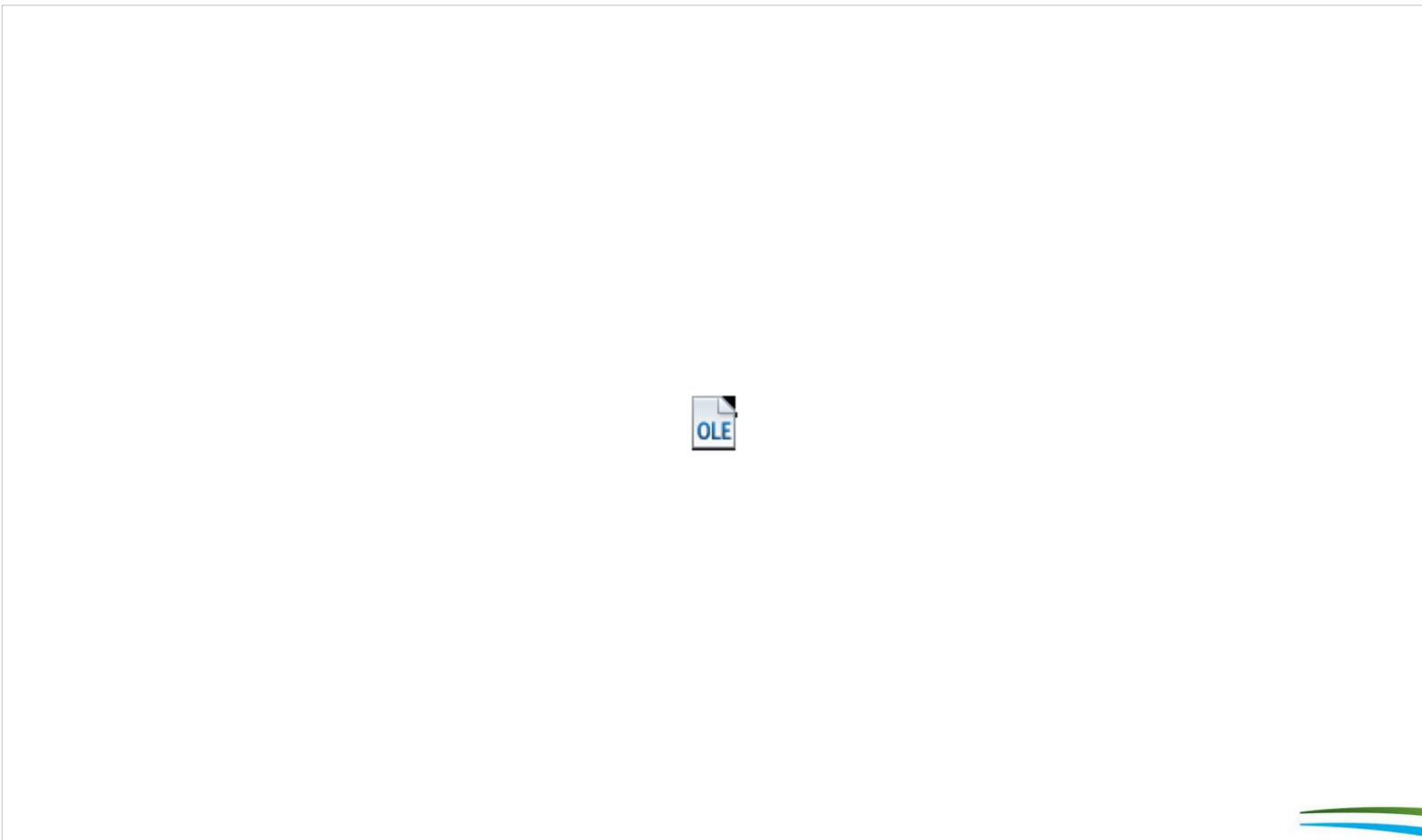
30-Day Average: 67.47 (EMS Only)

April 2019 Average: 79.10

Total Daily Incidents (Including Fire Calls): 95



“Potential” Call Types and Crew Impressions - Last 7 Days



Values in **green/orange** are dispatched call types for that day.

Values in **red** are calls in which crews deemed the patient a potential for COVID-19*

As such these values may not correlate



* By crews listing COVID-19 as a primary or secondary impression or by completing the “Outbreak Screening” form in ESO.

Non-Traumatic, Non-Transported Dead On Scene

30-Day, Daily Average = 1.33/day

30-Day, April 2019 = 0.73/day

2019 Overall Average = 1.14/day

