



# DAYTON



# DAYTON FIRE DEPARTMENT

---

## COVID-19

### Daily Statistical Update

Numbers Thru


21-Apr-2020



# Dayton/Montgomery County

## Data at a Glance

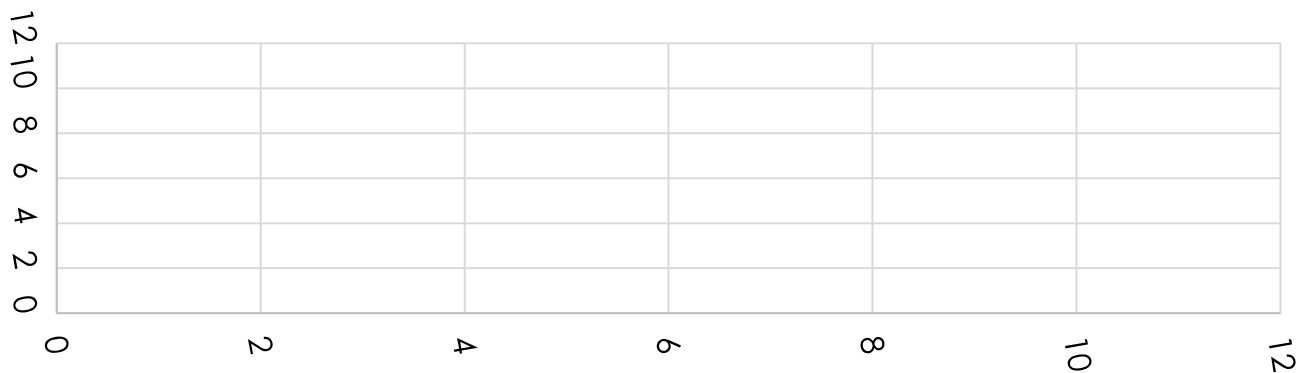
Confirmed Cases:	237
Hospitalizations:	78
Recoveries:	Not Reported
Deaths:	8



# Dayton/Montgomery County




## Daily Case Growth Rate



# State of Ohio

## Data at a Glance

Confirmed Cases:	13,725
Hospitalizations:	2,779
Recoveries:	Not Reported
Deaths:	557




4/16 and 4/17 saw an increase of 3,572 cases. This increase is mainly concentrated in correctional facilities in Pickaway and Marion Counties.



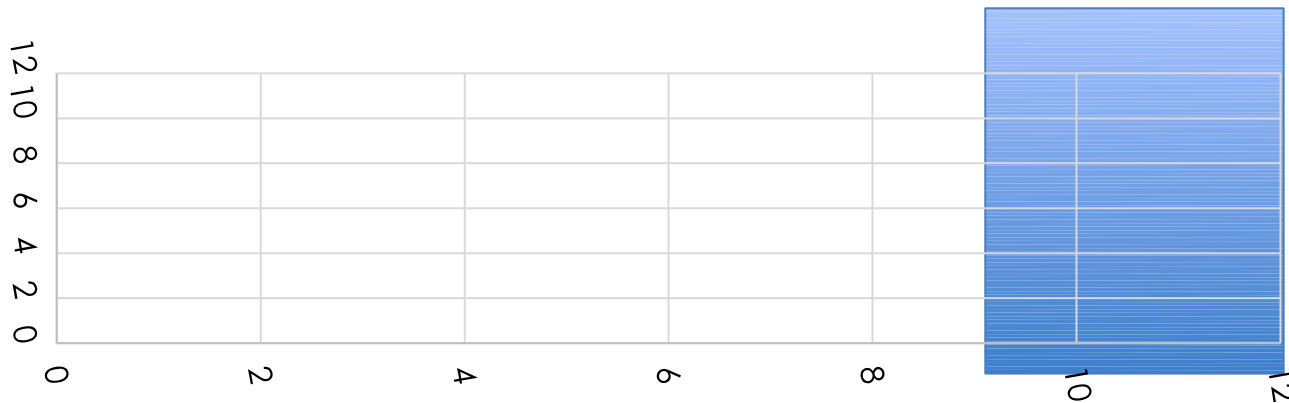
Note: Ohio re-updates all previous days information with new data. Though much more accurate will cause differences in how the epidemiological curve presents.



# State of Ohio




## Daily Case Growth Rate



4/16 and 4/17 saw an increase of 3,572 cases. This increase is mainly concentrated in correctional facilities in Pickaway and Marion Counties.

The State of Ohio changed reporting standard around 12-Apr to include suspected cases.


Area in blue preliminary data due by reporting lag.



# The United States


## Data at a Glance

Confirmed Cases:	746,625
Hospitalizations:	Not Reported
Recoveries:	Not Reported
Deaths:	39,083

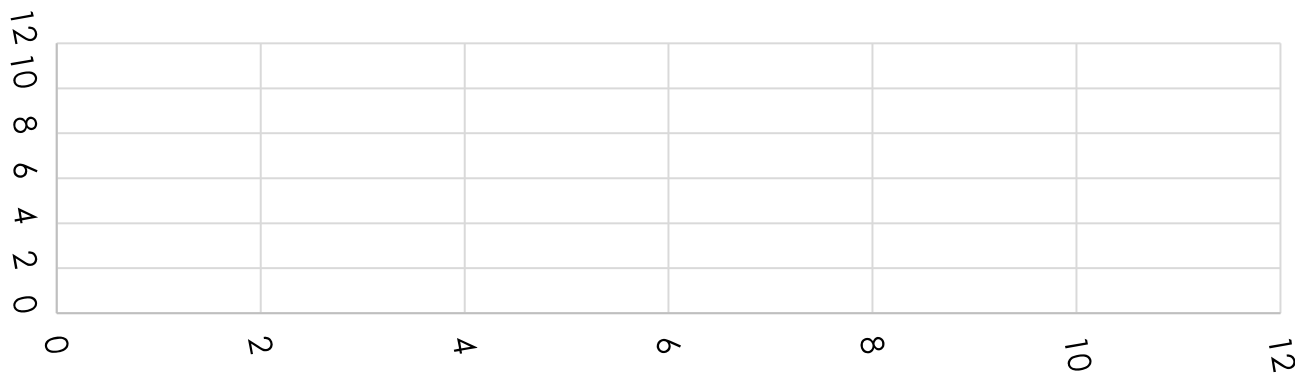




# The United States



## Daily Case Growth Rate



Deaths by Day

On 16-Apr the CDC started tracking "suspected" deaths in their statistics causing the spike in reported fatalities






# Spain

## Data at a Glance

Confirmed Cases:	204,178
Hospitalizations:	77,103
Recoveries:	82,514
Deaths:	21,282



# Italy

## Data at a Glance

Confirmed Cases:	183,957
Hospitalizations:	26,605
Recoveries:	51,600
Deaths:	24,648



# Germany

## Data at a Glance


Confirmed Cases:	141,672
Hospitalizations:	Not Reported
Recoveries:	Not Reported
Deaths:	4,404



# France

## Data at a Glance




Confirmed Cases:	117,324
Hospitalizations:	Not Reported
Recoveries:	Not Reported
Deaths:	20,796



# The United Kingdom

## Data at a Glance



Confirmed Cases:	129,044
Hospitalizations:	Not Reported
Recoveries:	Not Reported
Deaths:	17,337



# China

## Data at a Glance

Confirmed Cases:	84,237
Hospitalizations:	Not Reported
Recoveries:	Not Reported
Deaths:	4,642






NOTE: On 17-April China Revised their Mortality Estimates



# Iran

## Data at a Glance

Confirmed Cases:	82,211
Hospitalizations:	Not Reported
Recoveries:	Not Reported
Deaths:	5,118







# Turkey

## Data at a Glance




Confirmed Cases:	86,306
Hospitalizations:	Not Reported
Recoveries:	Not Reported
Deaths:	2,017



# South Korea

## Data at a Glance

Confirmed Cases:	10,683
Hospitalizations:	Not Reported
Recoveries:	8,213
Deaths:	237



# World Summary

## Data at a Glance

Confirmed Cases: 2,314,621  
Deaths: 157,847  
International Mortality 6.82%

<u>Countries Over 50,000 (as of yesterday)</u>	
USA	746,625
Italy	181,228
The UK	124,743
Turkey	86,306
Iran	82,211
Spain	200,210
Germany	141,672
France	114,672
China	84,237
Rest of the World	719,165



**Source:** WHO Situation Report or the Nations' National Health Service

NOTE: Some Counts are Delayed at Least One Day

# Current Disease Prevalence and Estimated Recovery/Mortality Rates (Countries Over 10,000 Cases)

Country	Population	Previous Cases	New Cases	Confirmed Cases	% Increase	Recovered	Recovery Percentage	Deaths	Mortality Estimate	Contact Percentage
USA	331,002,651	746,625	0	746,625	0.00%	Not Reported	Not Reported	39,083	5.2346%	0.225565%
Spain	46,754,778	200,210	3,968	204,178	1.98%	82,514	40.41%	21,282	10.4233%	0.436700%
Italy	60,461,826	181,228	2,729	183,957	1.51%	51,600	28.05%	24,648	13.3988%	0.304253%
Germany	83,783,942	139,897	1,775	141,672	1.27%	Not Reported	Not Reported	4,404	3.1086%	0.169092%
United Kingdom	67,886,011	124,743	4,301	129,044	3.45%	Not Reported	Not Reported	17,337	13.4350%	0.190089%
France	65,273,511	114,657	2,667	117,324	2.33%	Not Reported	Not Reported	20,796	17.7253%	0.179742%
Turkey	84,086,339	82,329	3,977	86,306	4.83%	Not Reported	Not Reported	2,017	2.3370%	0.102640%
China	1,439,323,776	84,201	36	84,237	0.04%	Not Reported	Not Reported	4,642	5.5106%	0.005853%
Iran	83,992,949	80,868	1,343	82,211	1.66%	Not Reported	Not Reported	5,118	6.2254%	0.097878%
Russia	145,918,773	42,853	0	42,853	0.00%	Not Reported	Not Reported	361	0.8424%	0.029368%
Belgium	11,589,623	37,183	1,313	38,496	3.53%	Not Reported	Not Reported	5,683	14.7626%	0.332159%
Brazil	212,145,978	33,682	2,917	36,599	8.66%	Not Reported	Not Reported	2,347	6.4127%	0.017252%
Canada	37,742,154	32,400	1,509	33,909	4.66%	Not Reported	Not Reported	1,506	4.4413%	0.089844%
Netherlands	17,134,872	31,589	1,066	32,655	3.37%	Not Reported	Not Reported	3,684	11.2816%	0.190576%
Switzerland	8,654,622	27,322	336	27,658	1.23%	Not Reported	Not Reported	1,134	4.1001%	0.319575%
Portugal	10,205,078	19,685	521	20,206	2.65%	Not Reported	Not Reported	714	3.5336%	0.197999%
India	1,376,900,160	15,712	1,553	17,265	9.88%	Not Reported	Not Reported	543	3.1451%	0.001254%
Ireland	4,922,413	14,758	493	15,251	3.34%	Not Reported	Not Reported	610	3.9997%	0.309828%
Austria	9,006,398	14,662	48	14,710	0.33%	Not Reported	Not Reported	452	3.0727%	0.163328%
Peru	32,870,710	13,489	931	14,420	6.90%	Not Reported	Not Reported	348	2.4133%	0.043869%
Sweden	10,099,265	13,822	563	14,385	4.07%	Not Reported	Not Reported	1,540	10.7056%	0.142436%
Israel	8,617,452	13,107	255	13,362	1.95%	Not Reported	Not Reported	171	1.2797%	0.155057%
Chile	19,071,161	9,730	1,158	10,888	11.90%	Not Reported	Not Reported	133	1.2215%	0.057091%
Japan	126,476,461	10,361	390	10,751	3.76%	Not Reported	Not Reported	171	1.5905%	0.008500%
South Korea	51,269,185	10,674	9	10,683	0.08%	8,213	76.88%	237	2.2185%	0.020837%
<b>Totals/Averages</b>	<b>4,293,920,903</b>	<b>2,095,787</b>	<b>33,849</b>	<b>2,129,645</b>	<b>1.62%</b>	<b>Not Available</b>		<b>158,961</b>	<b>7.4642%</b>	<b>0.049597%</b>

\* The USA and Russia did not submit an update at the time of this report



**Sources:** WHO Situation Report (Delayed One Day)  
Host Nations Public Health Departments

# Daily EMS Unit Utilization – Last 30 Days

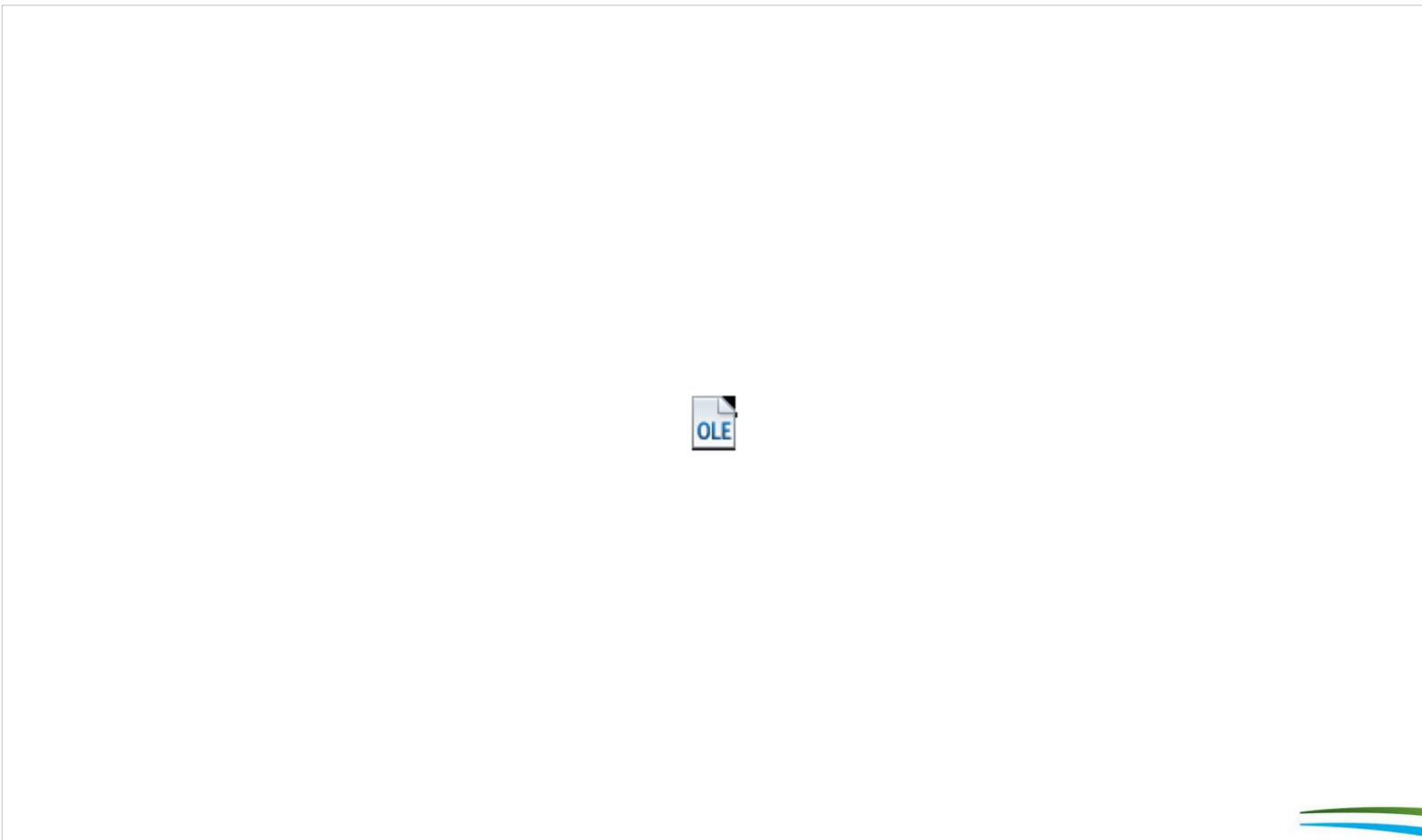
30-Day Average: 67.27 (EMS Only)

April 2019 Average: 79.10

Total Daily Incidents (Including Fire Calls): 90



# “Potential” Call Types and Crew Impressions - Last 7 Days



Values in **green/orange** are dispatched call types for that day.

Values in **red** are calls in which crews deemed the patient a potential for COVID-19\*

As such these values may not correlate



\* By crews listing COVID-19 as a primary or secondary impression or by completing the “Outbreak Screening” form in ESO.

# Non-Traumatic, Non-Transported Dead On Scene

30-Day, Daily Average = 1.33/day

30-Day, April 2019 = 0.73/day

2019 Overall Average = 1.14/day

