



DAYTON



DAYTON FIRE DEPARTMENT

COVID-19

Daily Statistical Update

Numbers Thru

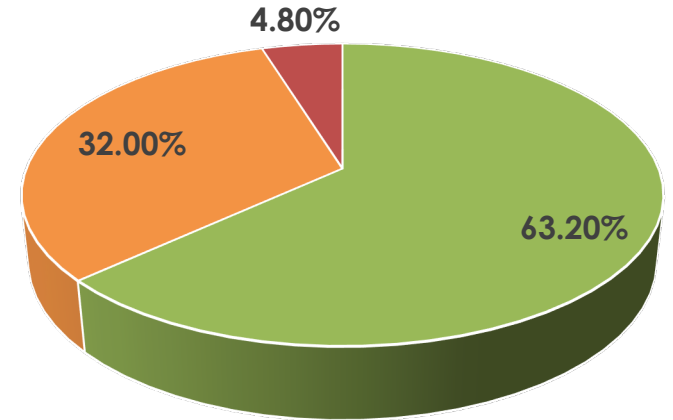
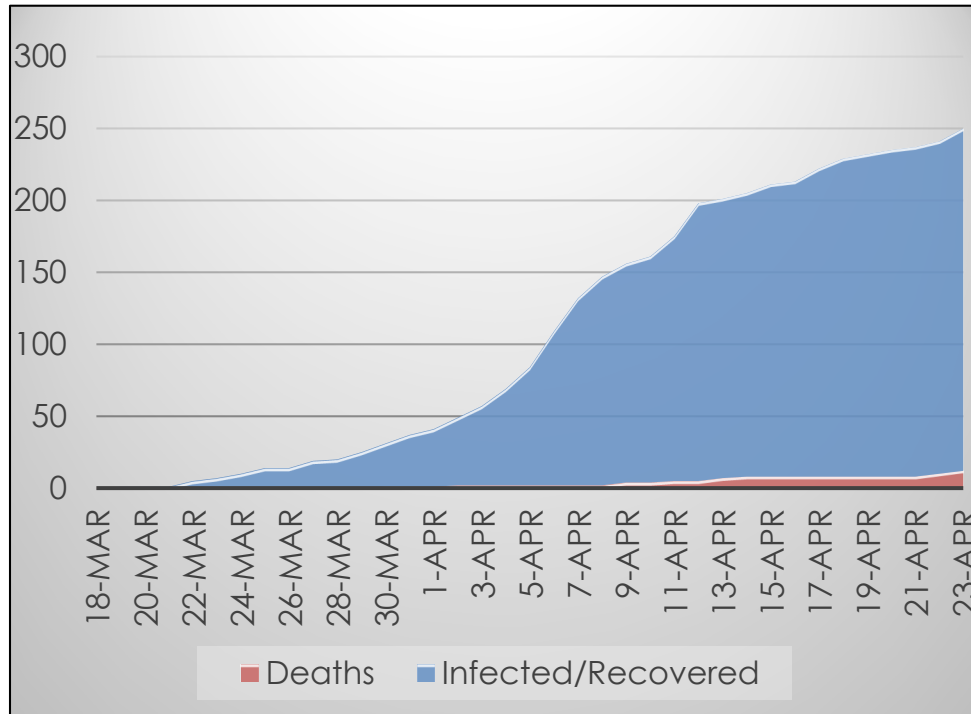
23-Apr-2020



Dayton/Montgomery County

Data at a Glance

Confirmed Cases: 250
Hospitalizations: 80
Recoveries: Not Reported
Deaths: 12



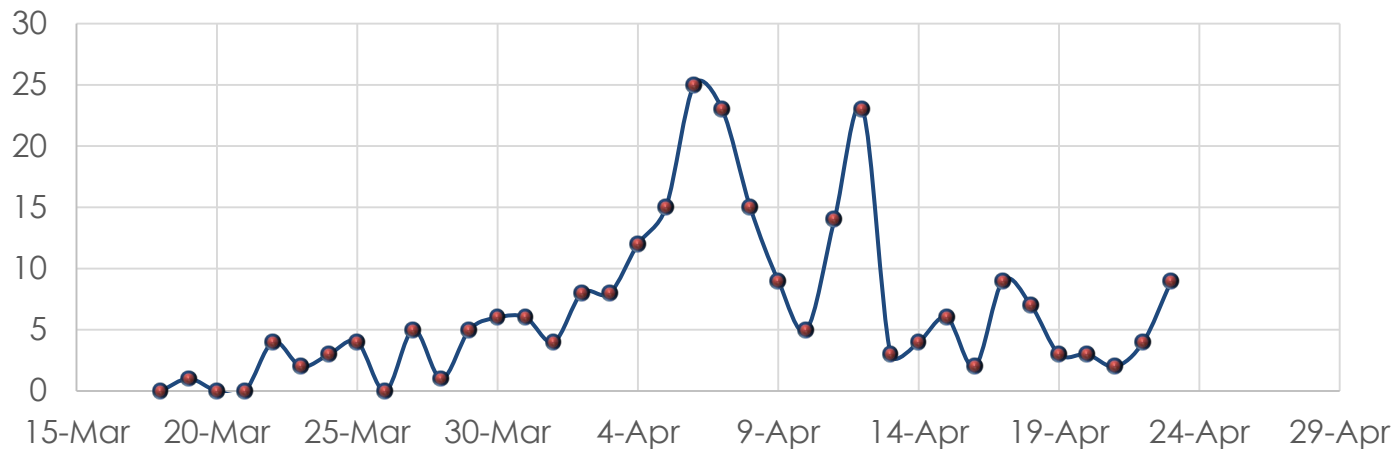
- Infected
- Hospitalized
- Recovered - Not Reported
- Deceased



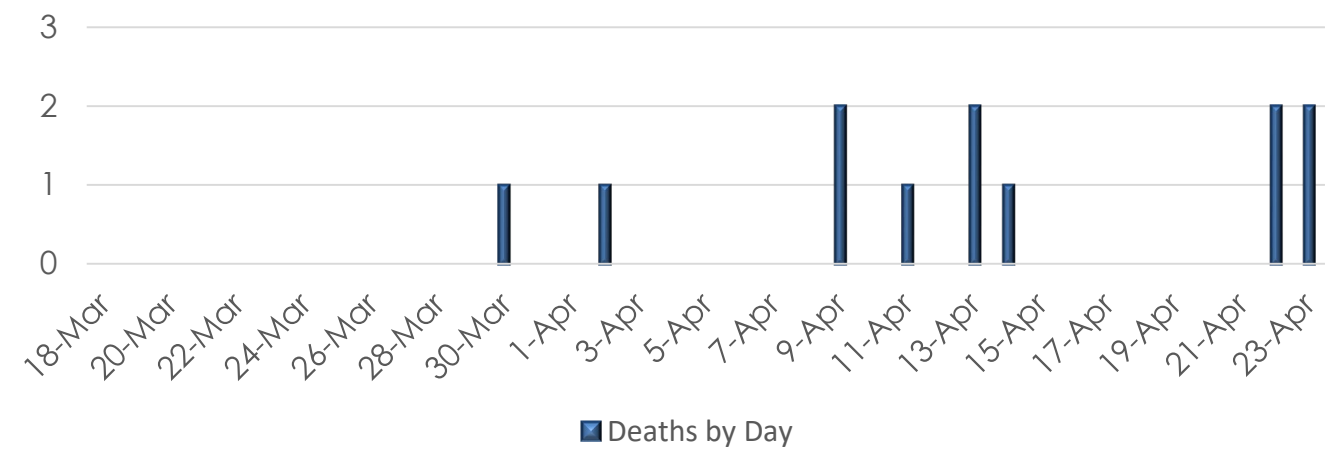
Dayton/Montgomery County



Daily Case Growth Rate



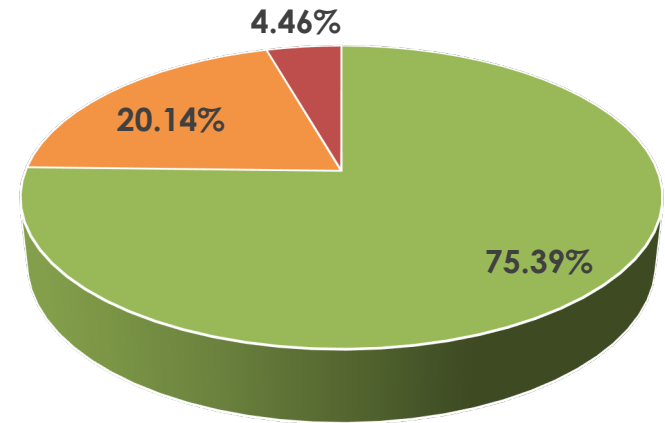
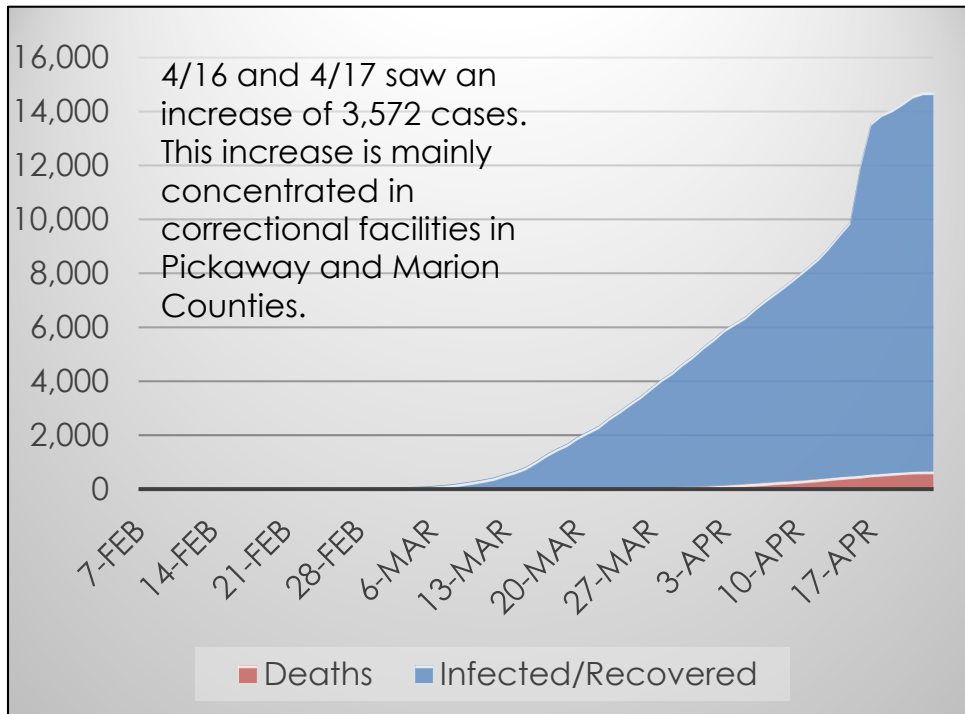

Deaths by Day



State of Ohio

Data at a Glance

Confirmed Cases:	14,694
Hospitalizations:	2,960
Recoveries:	Not Reported
Deaths:	656




- Infected
- Hospitalized
- Recovered - Not Reported
- Deceased

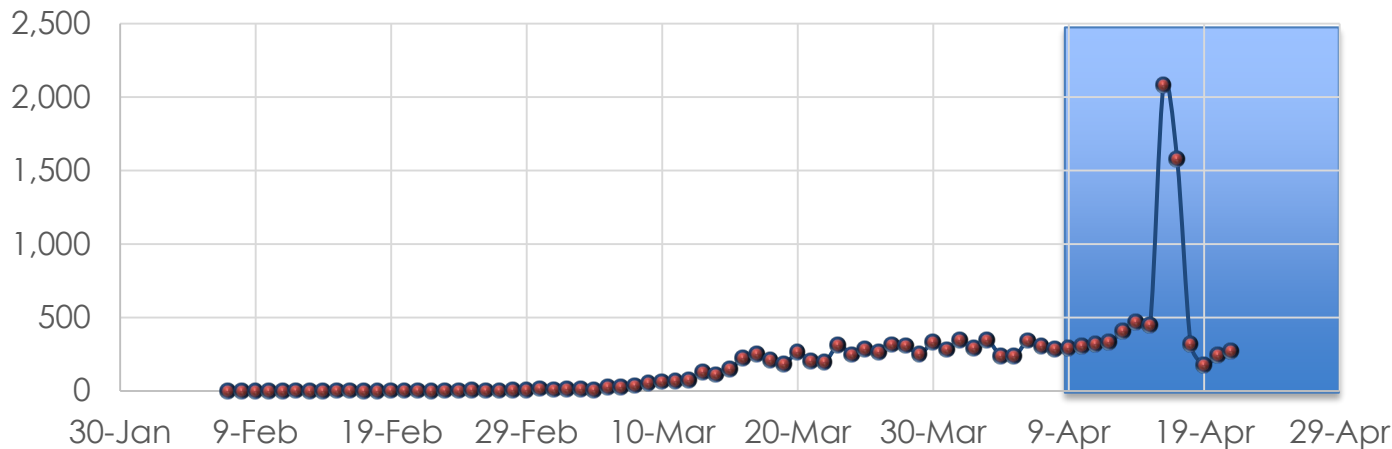
Note: Ohio re-updates all previous days information with new data. Though much more accurate will cause differences in how the epidemiological curve presents.



State of Ohio

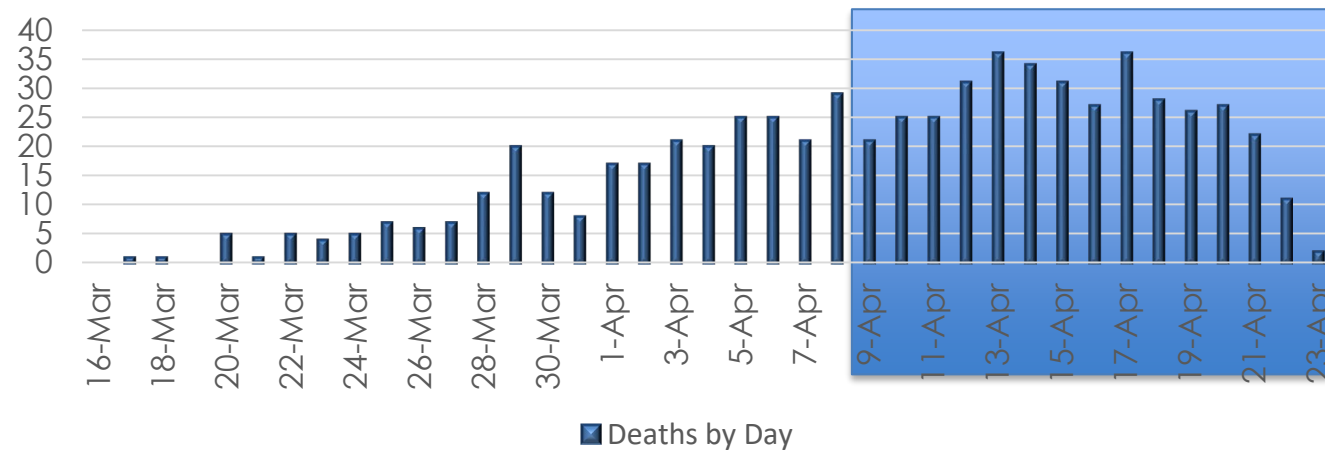


Daily Case Growth Rate



4/16 and 4/17 saw an increase of 3,572 cases. This increase is mainly concentrated in correctional facilities in Pickaway and Marion Counties.

Deaths by Day




The State of Ohio changed reporting standard around 12-Apr to include suspected cases.

Area in blue preliminary data due by reporting lag.

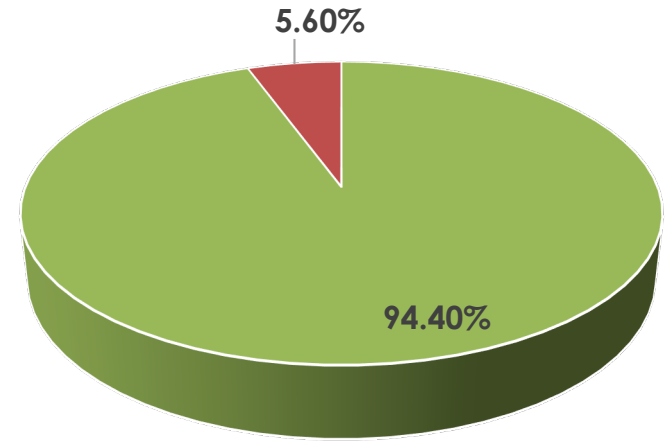


The United States

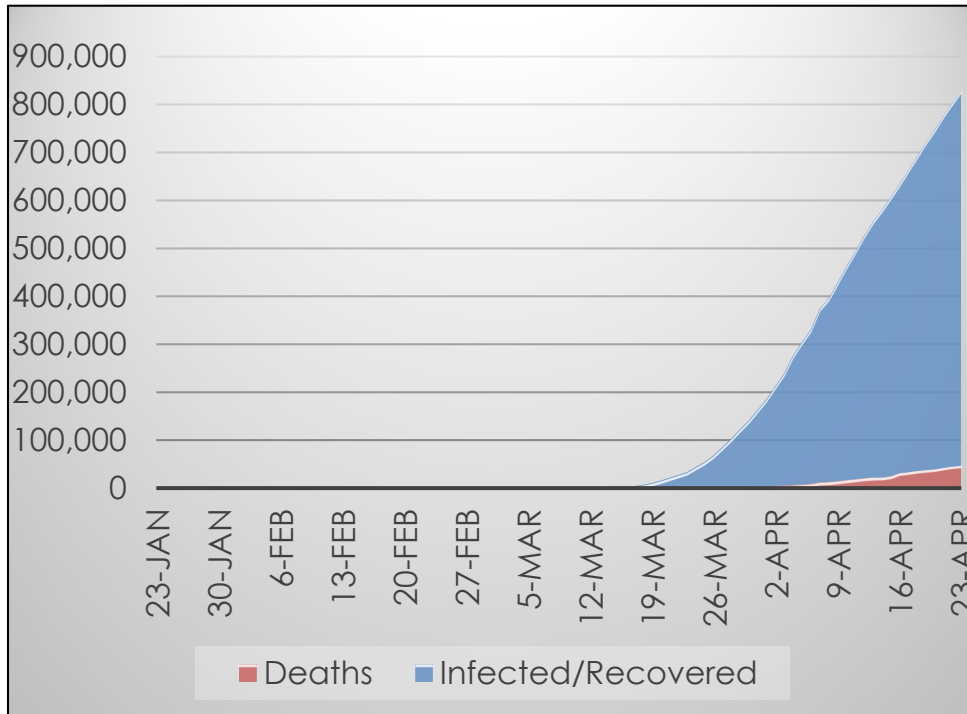
Data at a Glance




Confirmed Cases: 828,441
Hospitalizations: Not Reported
Recoveries: Not Reported
Deaths: 46,379



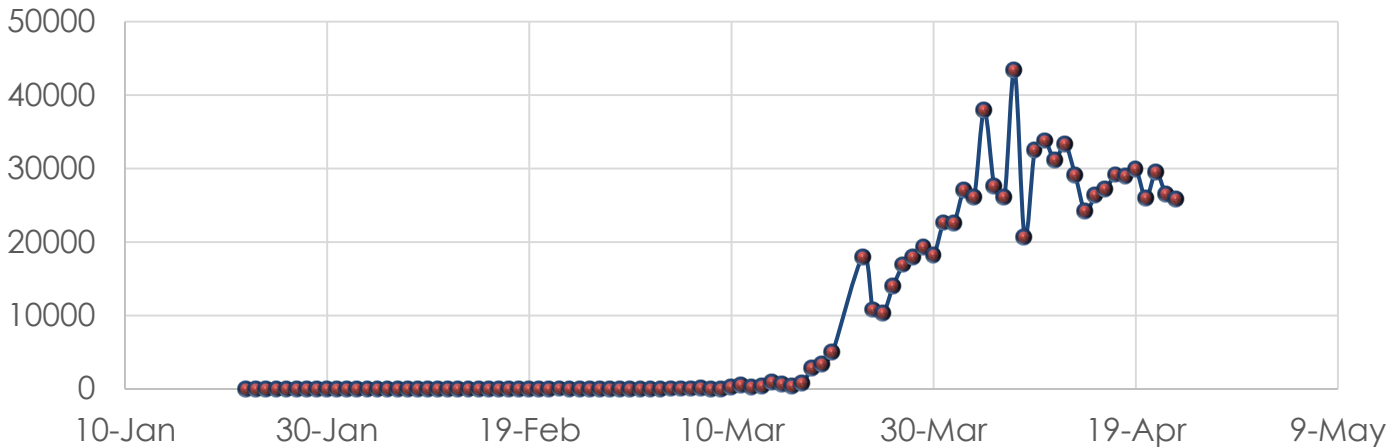
- Infected
- Hospitalized - Not Reported
- Recovered - Not Reported
- Deceased



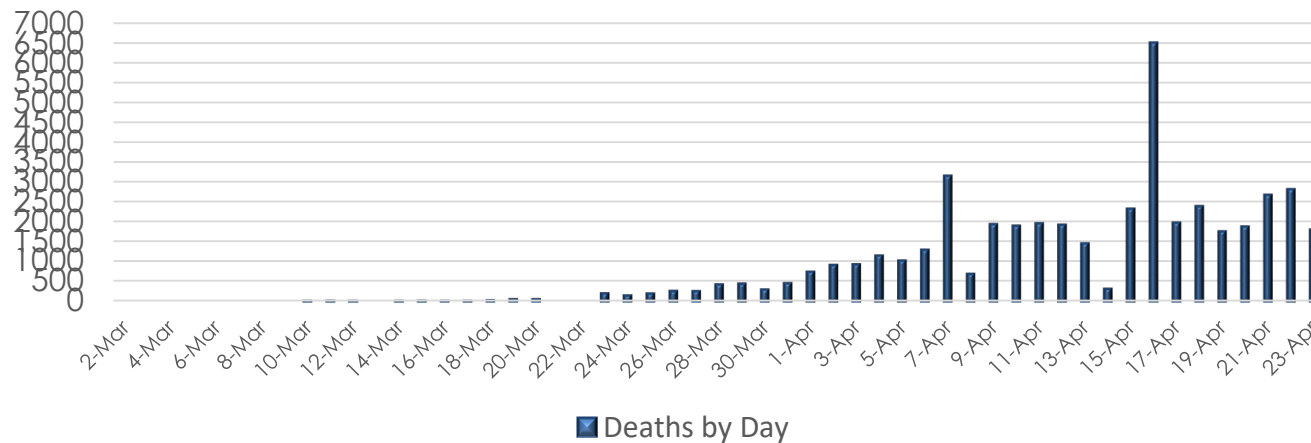
The United States



Daily Case Growth Rate



Deaths by Day



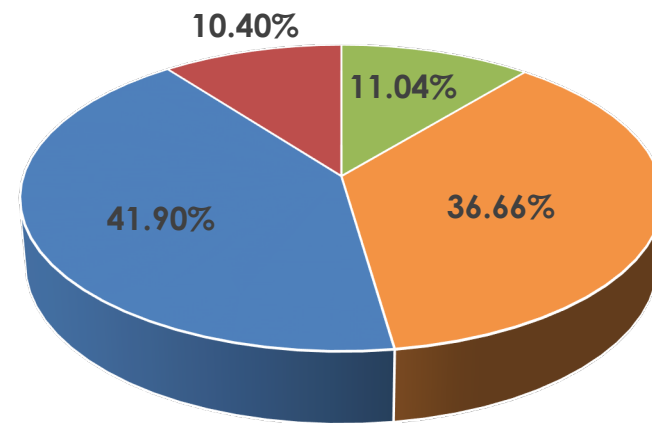
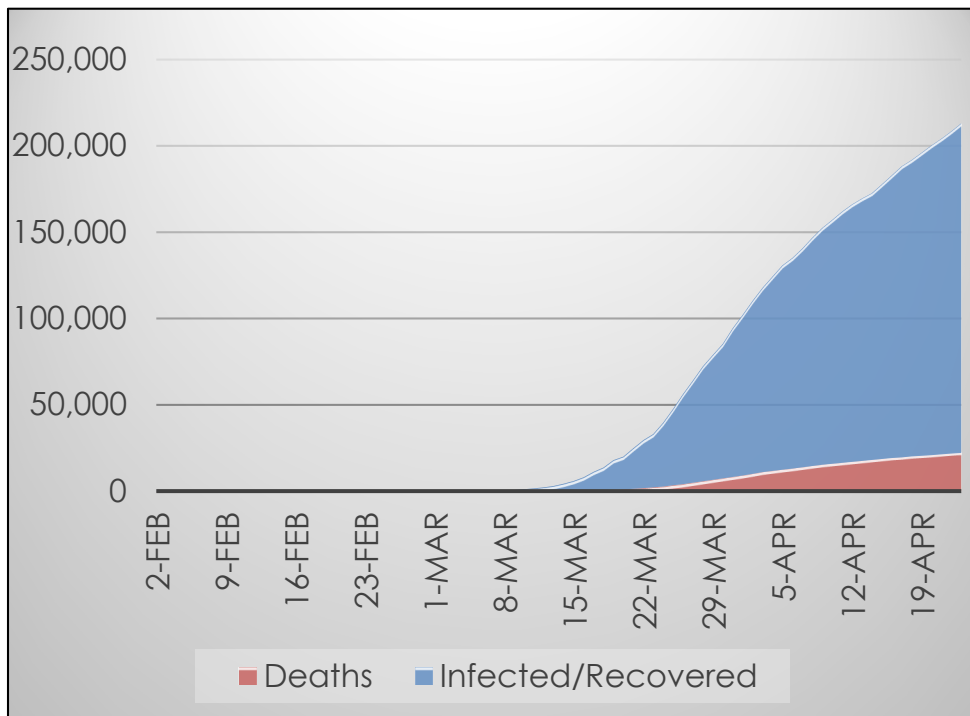
On 16-Apr the CDC started tracking "suspected" deaths in their statistics causing the spike in reported fatalities



Spain

Data at a Glance

Confirmed Cases: 213,024
Hospitalizations: 78,089
Recoveries: 89,250
Deaths: 22,157



- Infected
- Hospitalized
- Recovered
- Deceased

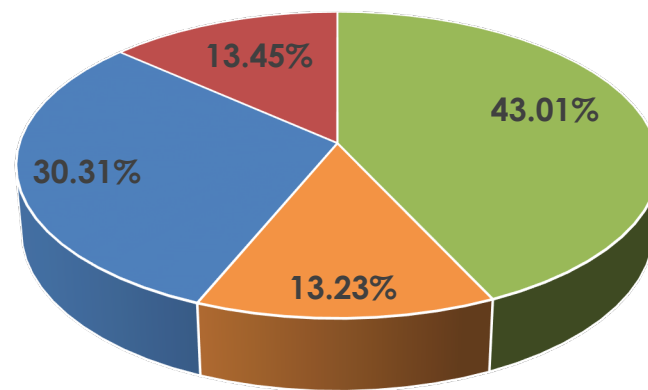
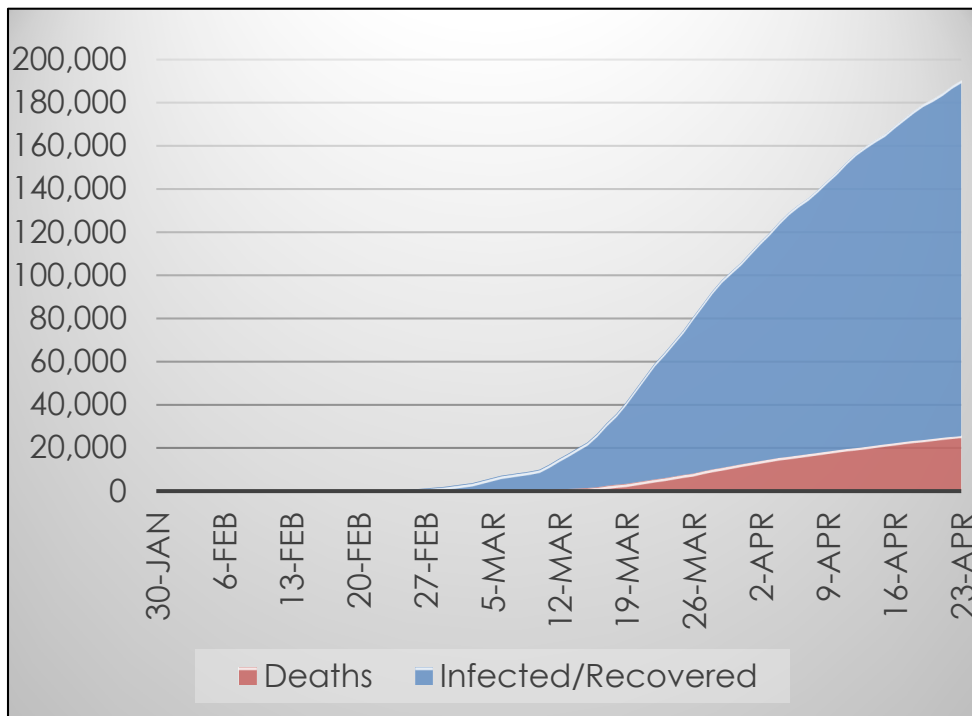


Italy



Data at a Glance

Confirmed Cases:	189,973
Hospitalizations:	25,138
Recoveries:	57,576
Deaths:	25,549



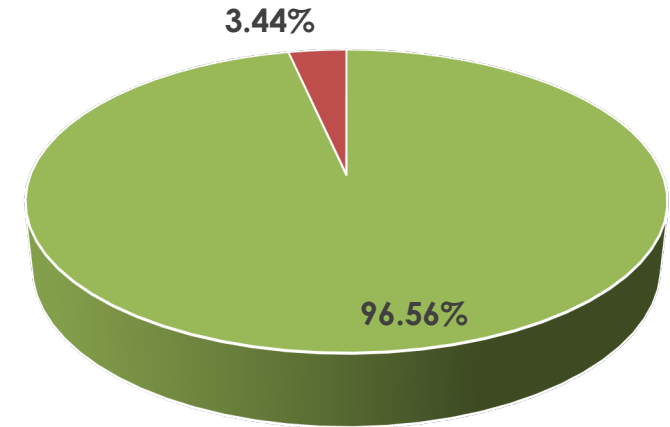
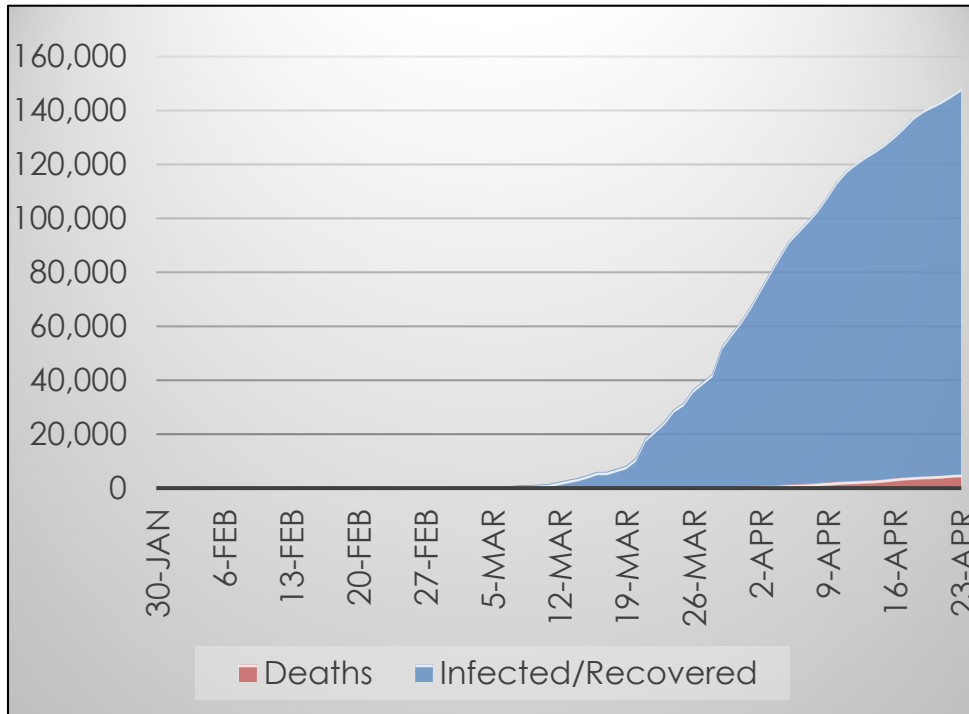
- Infected
- Hospitalized
- Recovered
- Deceased



Germany

Data at a Glance

Confirmed Cases: 148,046
Hospitalizations: Not Reported
Recoveries: Not Reported
Deaths: 5,094



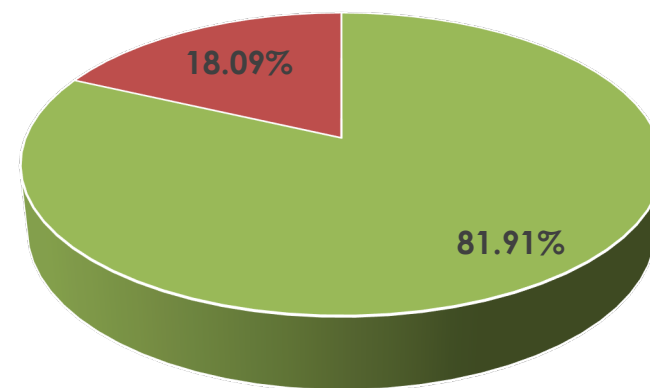
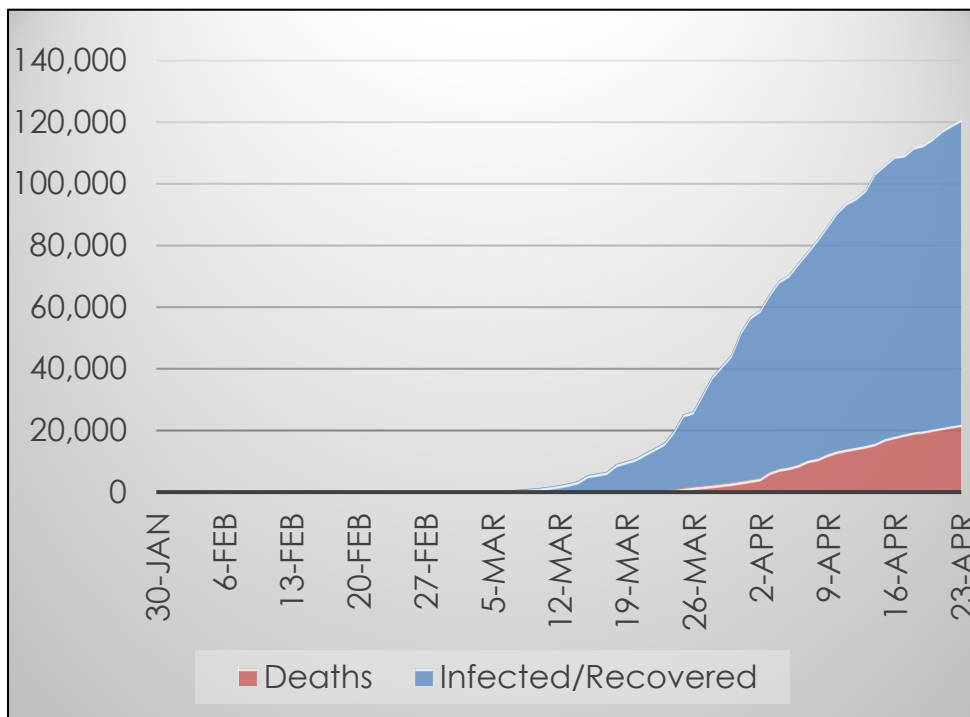

- Infected
- Hospitalized - Not Reported
- Recovered - Not Reported
- Deceased



France

Data at a Glance

Confirmed Cases: 120,804
Hospitalizations: Not Reported
Recoveries: Not Reported
Deaths: 21,856



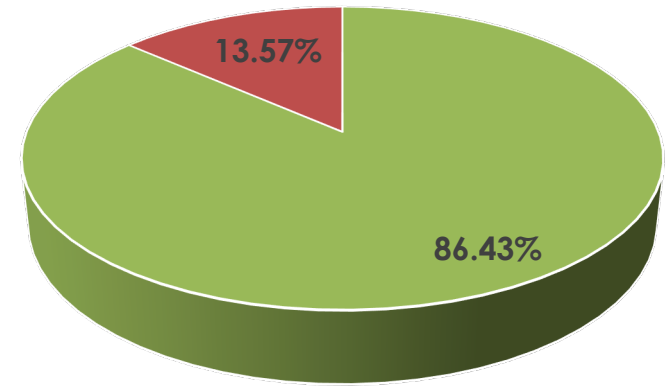
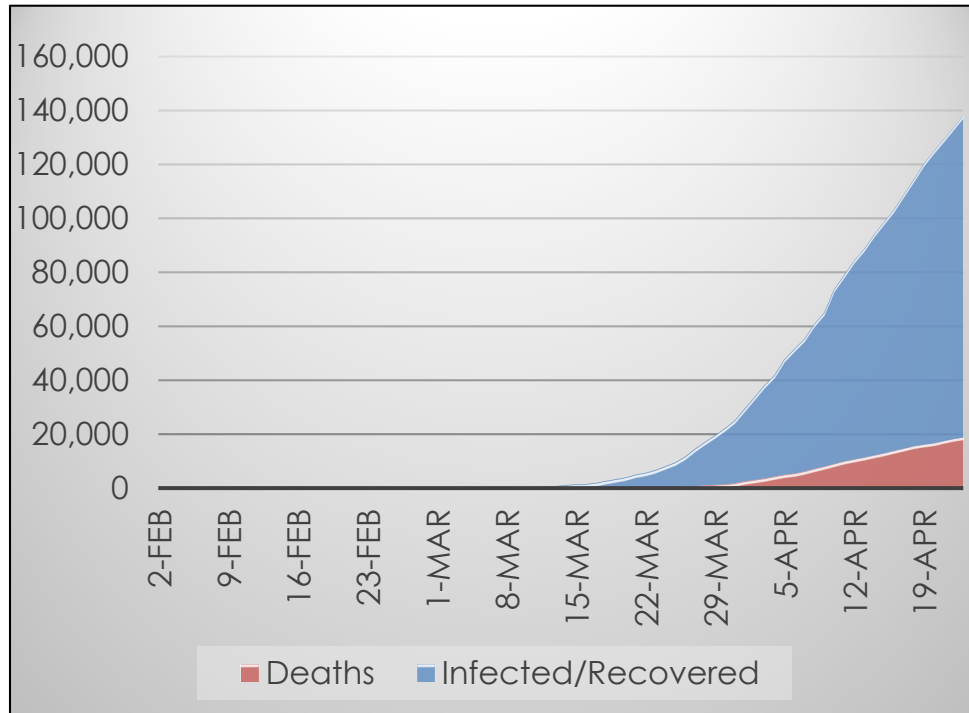

- Infected
- Hospitalized - Not Reported
- Recovered - Not Reported
- Deceased



The United Kingdom

Data at a Glance

Confirmed Cases: 138,078
Hospitalizations: Not Reported
Recoveries: Not Reported
Deaths: 18,738



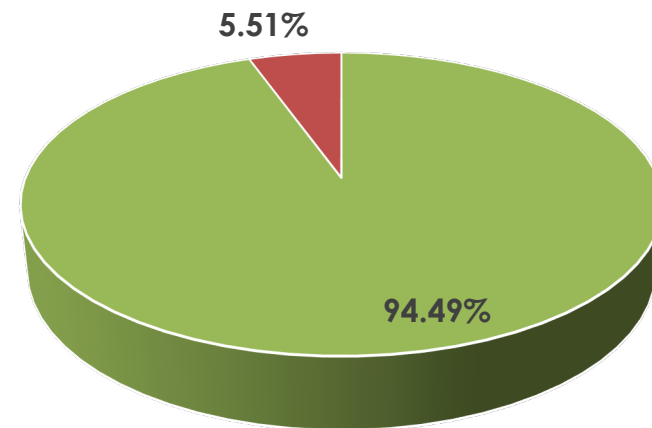
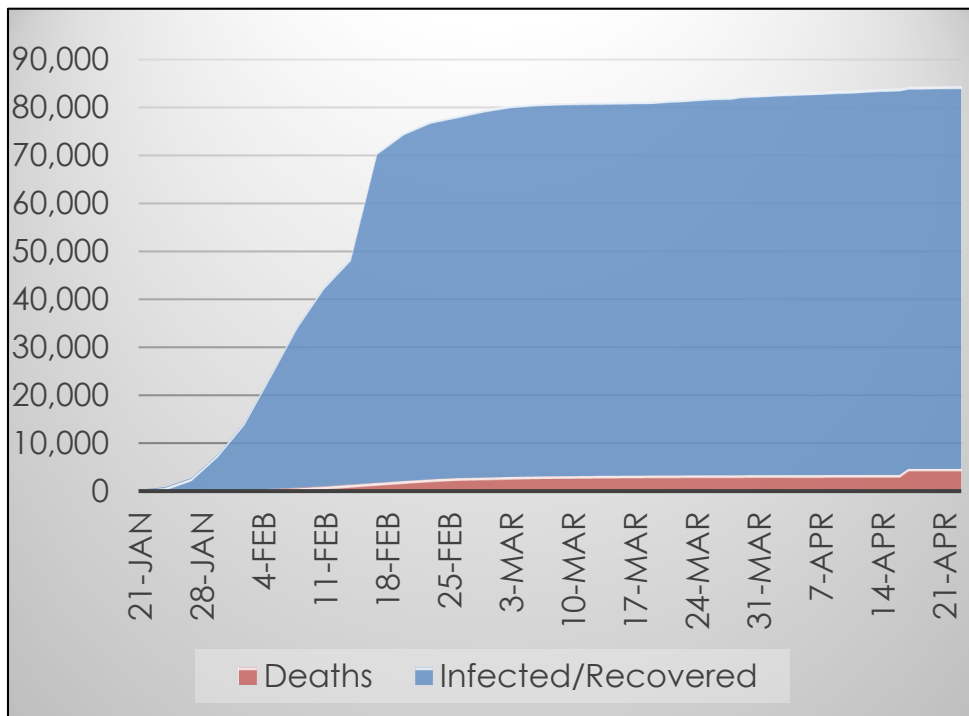
- Infected
- Hospitalized - Not Reported
- Recovered - Not Reported
- Deceased



China

Data at a Glance

Confirmed Cases: 84,302
Hospitalizations: Not Reported
Recoveries: Not Reported
Deaths: 4,642



- Infected
- Hospitalized - Not Reported
- Recovered - Not Reported
- Deceased

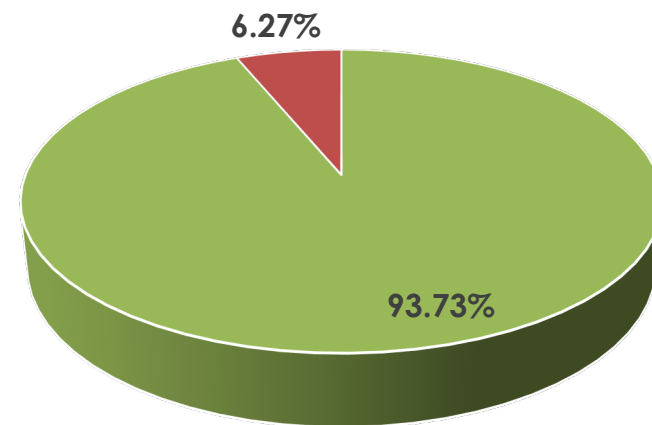
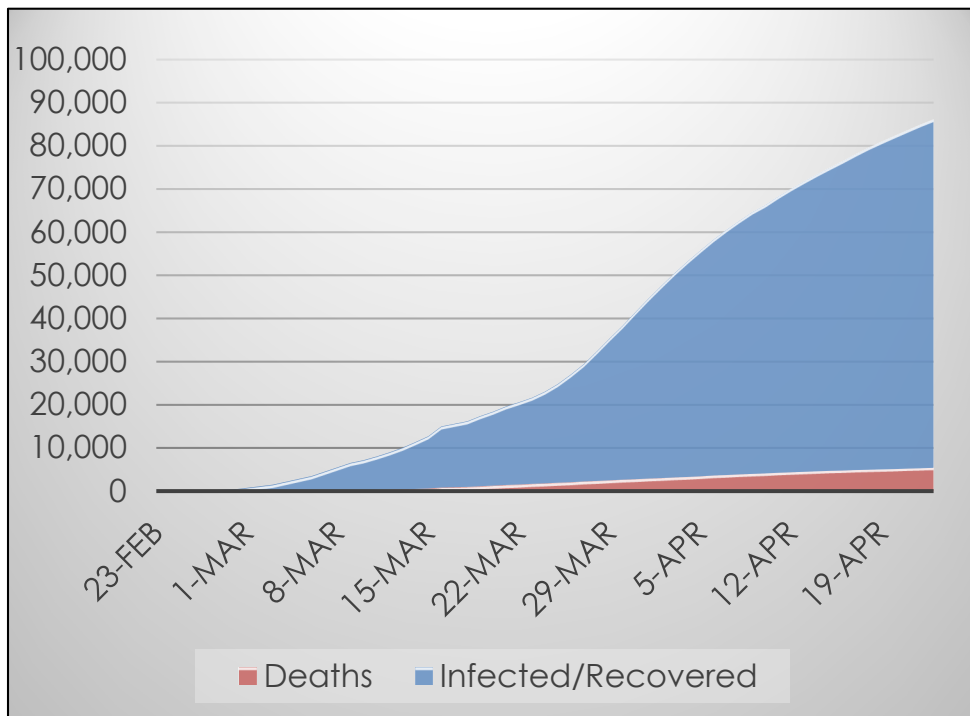

NOTE: On 17-April China Revised their Mortality Estimates



Iran

Data at a Glance

Confirmed Cases: 85,996
Hospitalizations: Not Reported
Recoveries: Not Reported
Deaths: 5,391



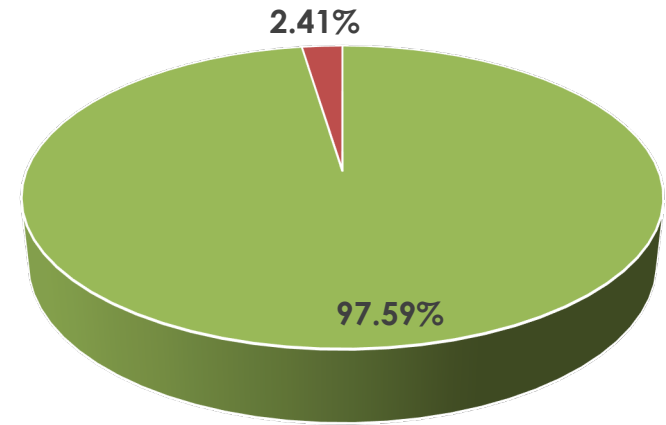
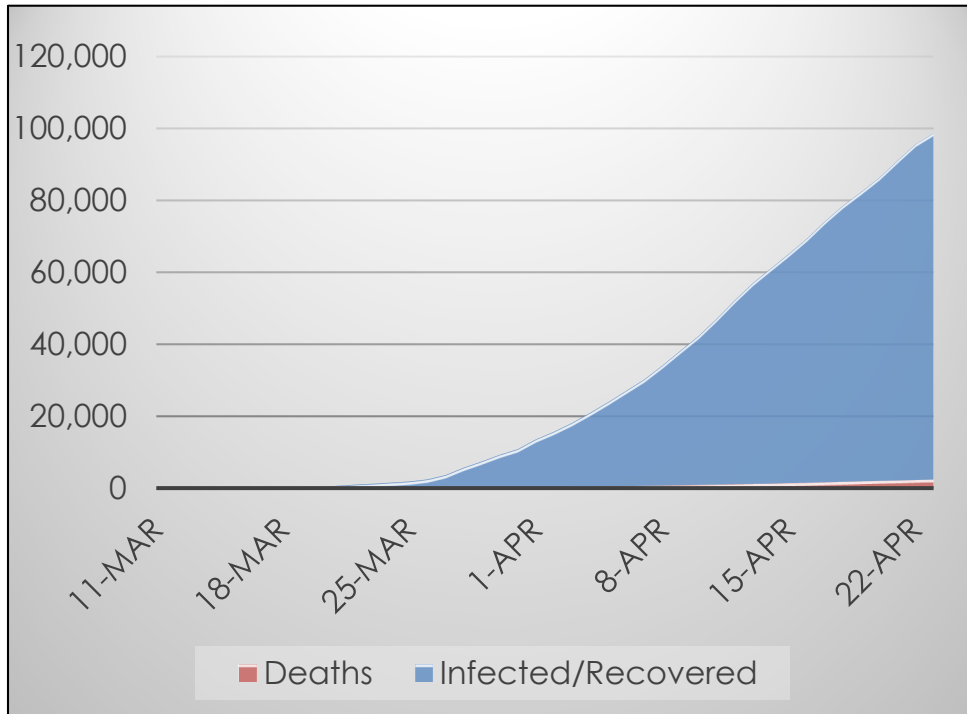
- Infected
- Hospitalized - Not Reported
- Recovered - Not Reported
- Deceased



Turkey

Data at a Glance

Confirmed Cases: 98,298
Hospitalizations: Not Reported
Recoveries: Not Reported
Deaths: 2,376



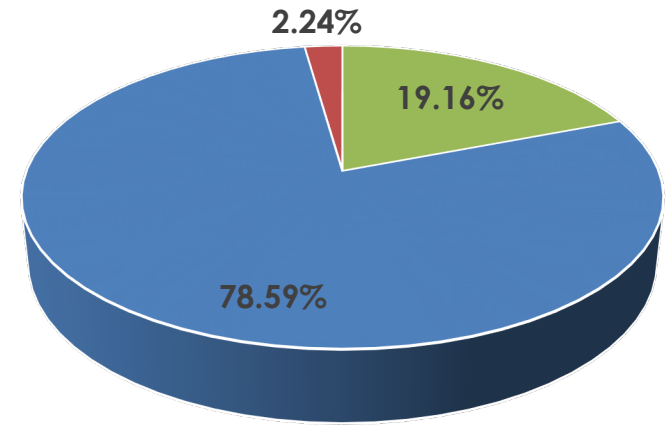
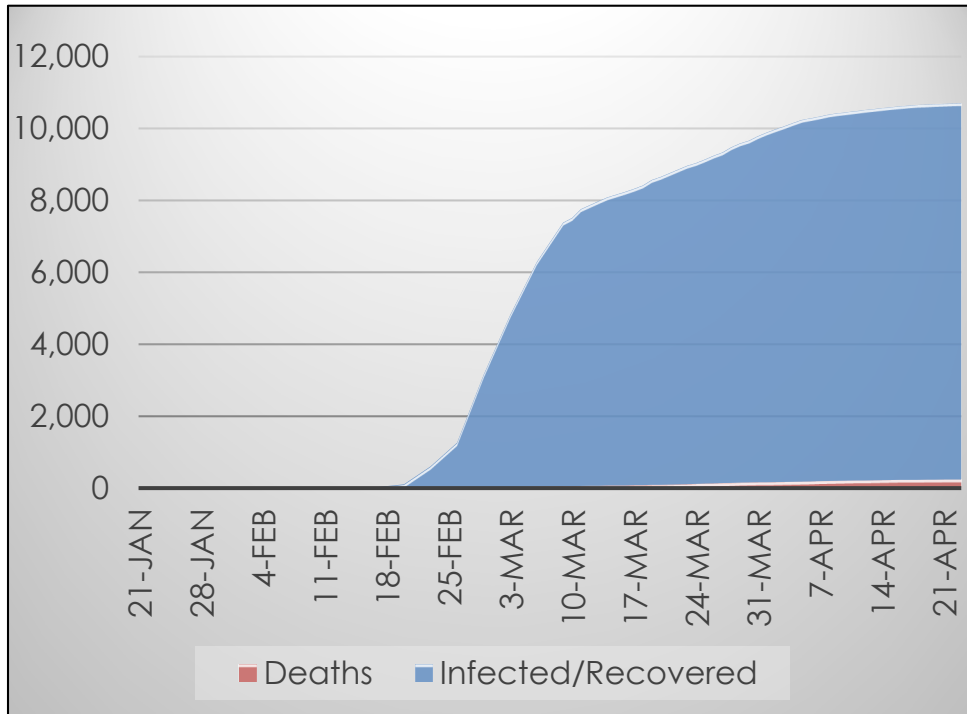
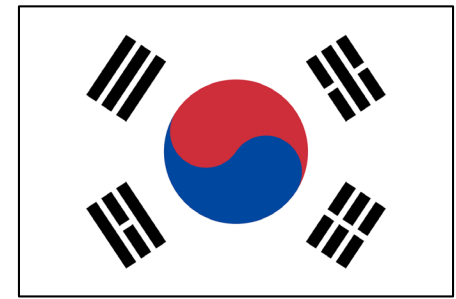
- Infected
- Hospitalized - Not Reported
- Recovered - Not Reported
- Deceased



South Korea

Data at a Glance

Confirmed Cases: 10,702
Hospitalizations: Not Reported
Recoveries: 8,411
Deaths: 240



- Infected
- Hospitalized - Not Reported
- Recovered
- Deceased



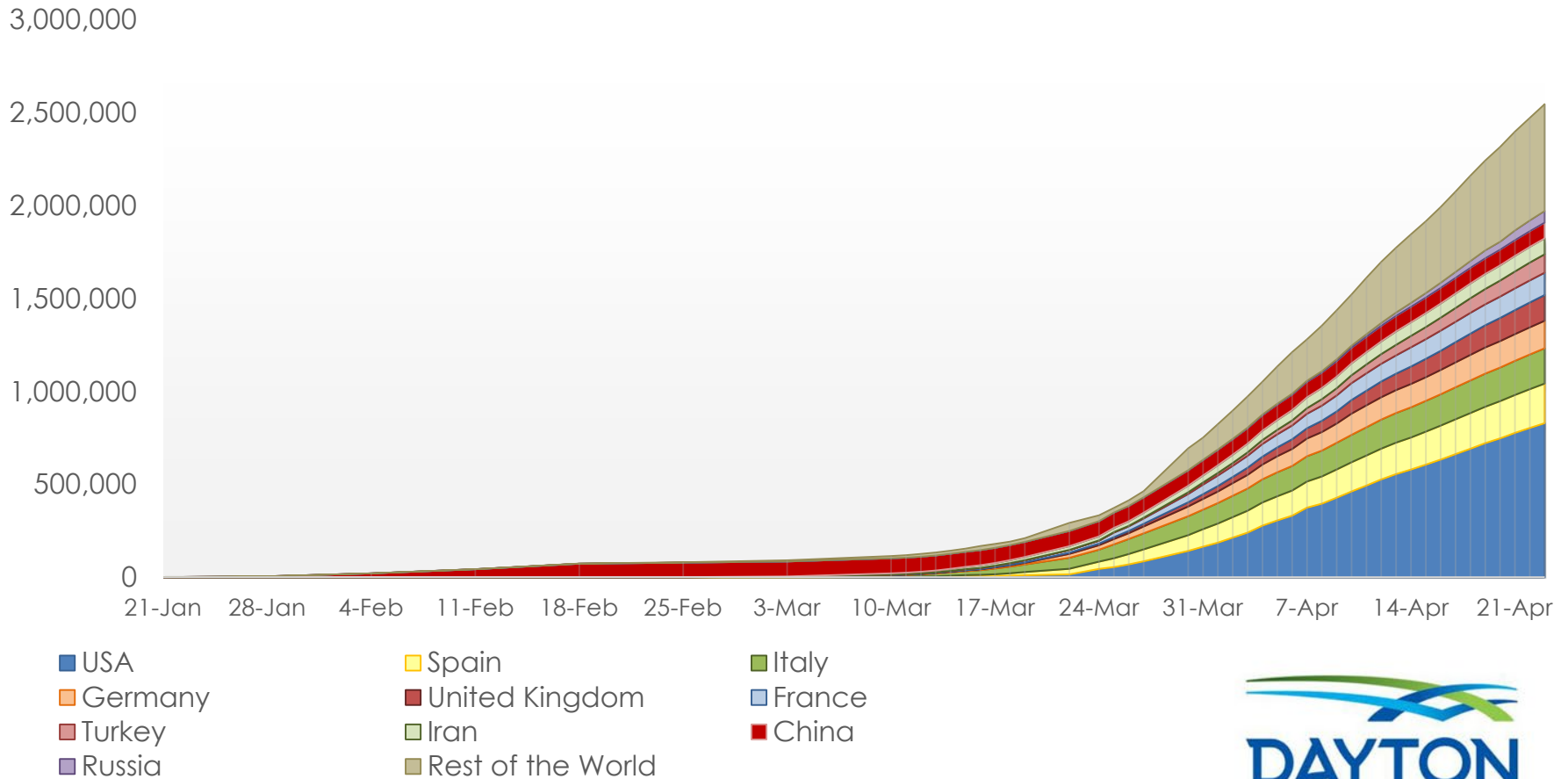
World Summary

Data at a Glance

Confirmed Cases: 2,544,792
 Deaths: 175,694
 International Mortality 6.90%

Countries Over 50,000 (as of yesterday)

USA	828,441	Spain	213,024
Italy	189,973	Germany	148,046
The UK	138,078	France	120,804
Turkey	98,674	Iran	85,996
China	84,302	Russia	62,773



Source: WHO Situation Report or the Nations' National Health Service

NOTE: Some Counts are Delayed at Least One Day

Current Disease Prevalence and Estimated Recovery/Mortality Rates (Countries Over 10,000 Cases)

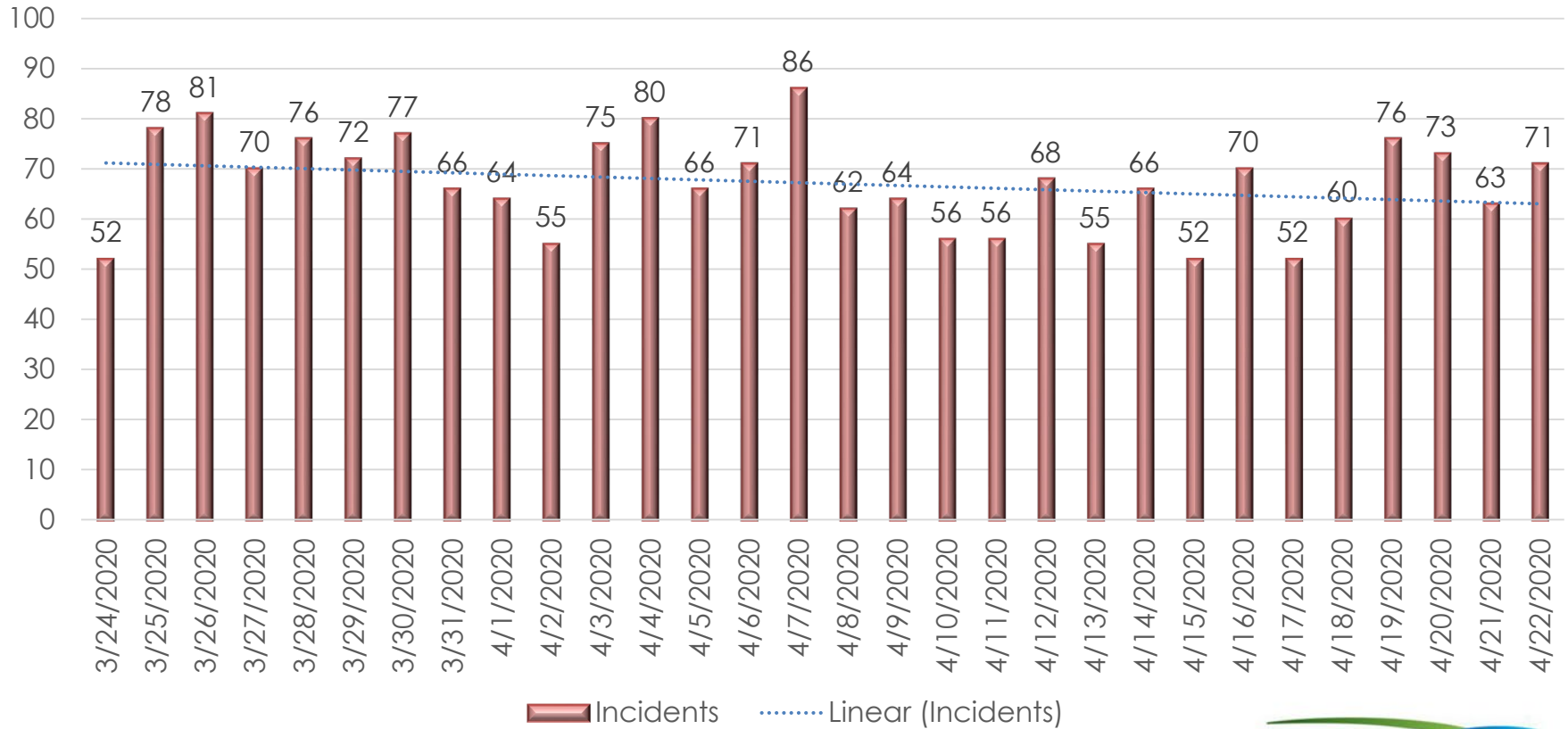
Country	Population	Previous Cases	New Cases	Confirmed Cases	% Increase	Recovered	Recovery Percentage	Deaths	Mortality Estimate	Contact Percentage
USA	331,002,651	802,583	25,858	828,441	3.22%	Not Reported	Not Reported	46,379	5.5983%	0.250282%
Spain	46,754,778	208,389	4,635	213,024	2.22%	89,250	41.90%	22,157	10.4012%	0.455620%
Italy	60,461,826	187,327	2,646	189,973	1.41%	57,576	30.31%	25,549	13.4488%	0.314203%
Germany	83,783,942	145,694	2,352	148,046	1.61%	Not Reported	Not Reported	5,094	3.4408%	0.176700%
United Kingdom	67,886,011	133,495	4,583	138,078	3.43%	Not Reported	Not Reported	18,738	13.5706%	0.203397%
France	65,273,511	119,151	1,653	120,804	1.39%	Not Reported	Not Reported	21,856	18.0921%	0.185074%
Turkey	84,086,339	95,591	3,083	98,674	3.23%	Not Reported	Not Reported	2,376	2.4079%	0.117348%
Iran	83,992,949	84,802	1,194	85,996	1.41%	Not Reported	Not Reported	5,391	6.2689%	0.102385%
China	1,439,323,776	84,287	15	84,302	0.02%	Not Reported	Not Reported	4,642	5.5064%	0.005857%
Russia	145,918,773	57,999	4,774	62,773	8.23%	Not Reported	Not Reported	555	0.8841%	0.043019%
Brazil	212,145,978	40,581	2,498	43,079	6.16%	Not Reported	Not Reported	2,741	6.3627%	0.020306%
Belgium	11,589,623	40,956	933	41,889	2.28%	Not Reported	Not Reported	6,262	14.9490%	0.361435%
Canada	37,742,154	37,374	1,549	38,923	4.14%	Not Reported	Not Reported	1,871	4.8069%	0.103129%
Netherlands	17,134,872	34,134	708	34,842	2.07%	Not Reported	Not Reported	4,054	11.6354%	0.203340%
Switzerland	8,654,622	27,981	205	28,186	0.73%	Not Reported	Not Reported	1,216	4.3142%	0.325676%
Portugal	10,205,078	21,379	603	21,982	2.82%	Not Reported	Not Reported	785	3.5711%	0.215403%
India	1,376,900,160	19,984	1,409	21,393	7.05%	Not Reported	Not Reported	681	3.1833%	0.001554%
Peru	32,870,710	16,325	1,512	17,837	9.26%	Not Reported	Not Reported	484	2.7135%	0.054264%
Ireland	4,922,413	16,040	631	16,671	3.93%	Not Reported	Not Reported	769	4.6128%	0.338675%
Sweden	10,099,265	15,322	682	16,004	4.45%	Not Reported	Not Reported	172	1.0747%	0.158467%
Austria	9,006,398	14,833	91	14,924	0.61%	Not Reported	Not Reported	494	3.3101%	0.165704%
Israel	8,617,452	13,942	556	14,498	3.99%	Not Reported	Not Reported	189	1.3036%	0.168240%
Saudi Arabia	34,662,835	11,631	1,141	12,772	9.81%	Not Reported	Not Reported	114	0.8926%	0.036846%
Japan	126,476,461	11,496	423	11,919	3.68%	Not Reported	Not Reported	287	2.4079%	0.009424%
Chile	19,071,161	10,832	464	11,296	4.28%	Not Reported	Not Reported	160	1.4164%	0.059231%
Ecuador	17,567,751	10,398	452	10,850	4.35%	Not Reported	Not Reported	537	4.9493%	0.061761%
South Korea	51,269,185	10,694	8	10,702	0.07%	8,411	78.59%	240	2.2426%	0.020874%
Pakistan	219,699,443	9,749	764	10,513	7.84%	Not Reported	Not Reported	224	2.1307%	0.004785%
Poland	37,846,611	9,856	313	10,169	3.18%	Not Reported	Not Reported	426	4.1892%	0.026869%
Singapore	5,850,342	9,125	1,016	10,141	11.13%	Not Reported	Not Reported	12	0.1183%	0.173340%
Totals/Averages	4,660,817,070	2,301,950	66,751	2,368,701	2.90%	Not Available		174,455	7.3650%	0.050822%

Daily EMS Unit Utilization – Last 30 Days

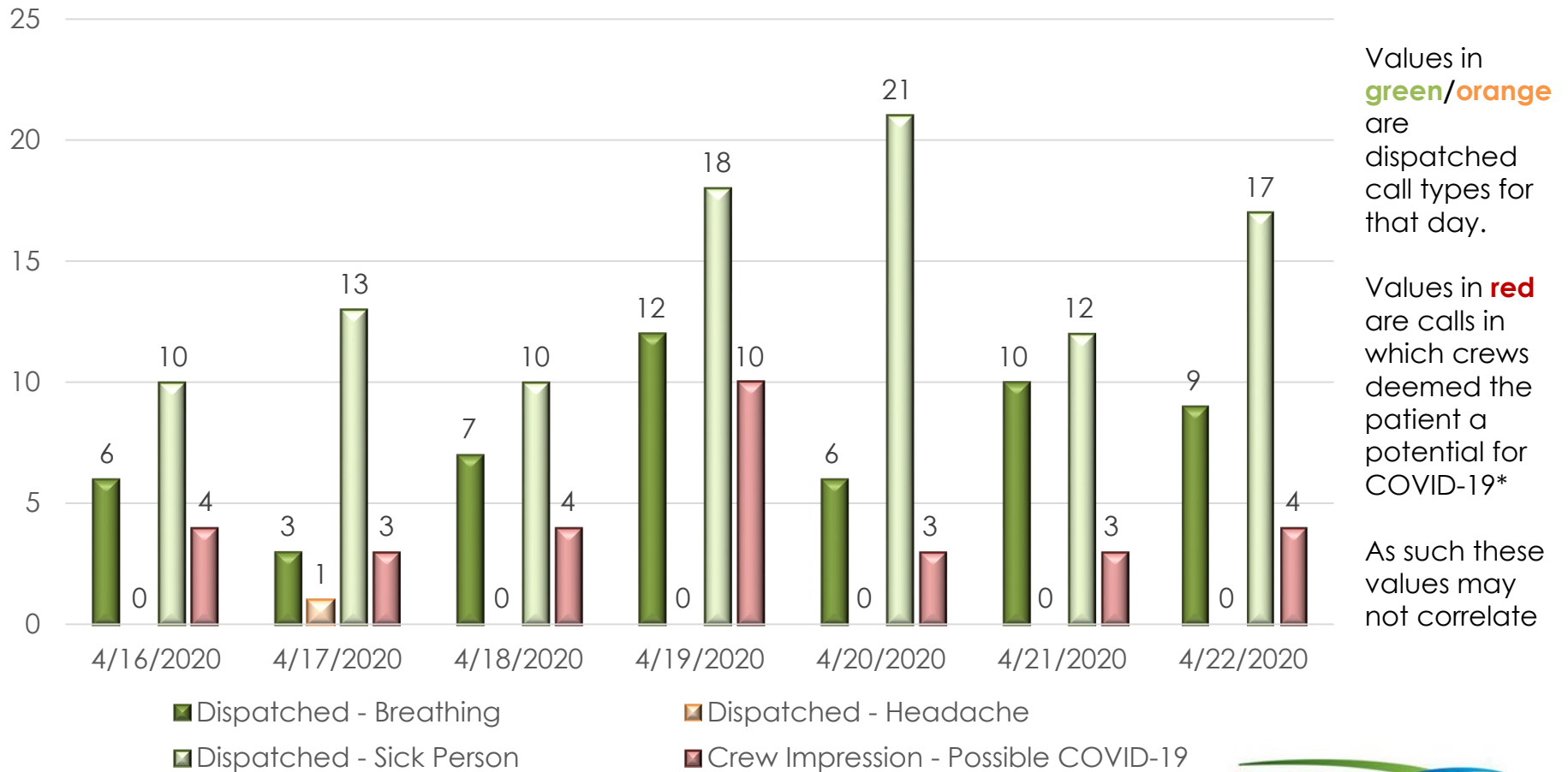
30-Day Average: 67.10 (EMS Only)

April 2019 Average: 79.10

Total Daily Incidents (Including Fire Calls): 85



“Potential” Call Types and Crew Impressions - Last 7 Days



* By crews listing COVID-19 as a primary or secondary impression or by completing the “Outbreak Screening” form in ESO.

Non-Traumatic, Non-Transported Dead On Scene

30-Day, Daily Average = 1.23/day

30-Day, April 2019 = 0.73/day

2019 Overall Average = 1.14/day

