



DAYTON



DAYTON FIRE DEPARTMENT

COVID-19

Daily Statistical Update

Numbers Thru


24-Apr-2020



Dayton/Montgomery County

Data at a Glance

Confirmed Cases:	251
Hospitalizations:	81
Recoveries:	Not Reported
Deaths:	9



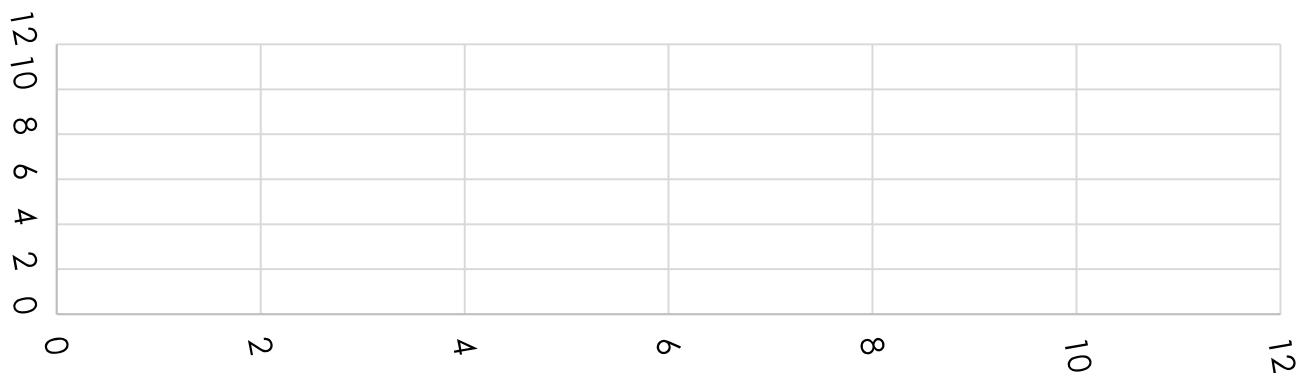
* On 24-Apr Montgomery County removed three deaths from their official tally



Dayton/Montgomery County



Daily Case Growth Rate



Deaths by Day




* On 24-Apr
Montgomery
County removed
three deaths from
their official tally



State of Ohio

Data at a Glance

Confirmed Cases:	15,169
Hospitalizations:	3,053
Recoveries:	Not Reported
Deaths:	690




4/16 and 4/17 saw an increase of 3,572 cases. This increase is mainly concentrated in correctional facilities in Pickaway and Marion Counties.



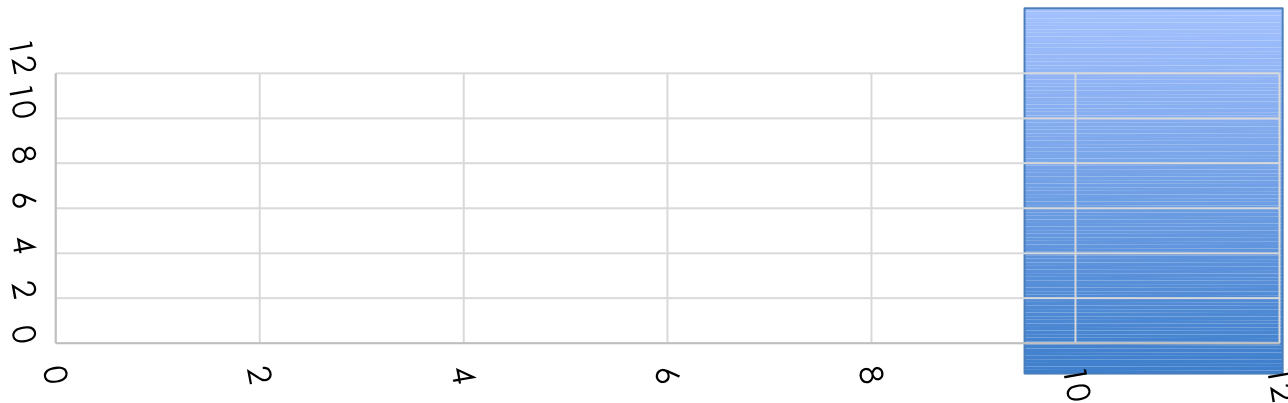
Note: Ohio re-updates all previous days information with new data. Though much more accurate will cause differences in how the epidemiological curve presents.



State of Ohio




Daily Case Growth Rate



4/16 and 4/17 saw an increase of 3,572 cases. This increase is mainly concentrated in correctional facilities in Pickaway and Marion Counties.

The State of Ohio changed reporting standard around 12-Apr to include suspected cases.


Area in blue preliminary data due by reporting lag.




The United States

Data at a Glance

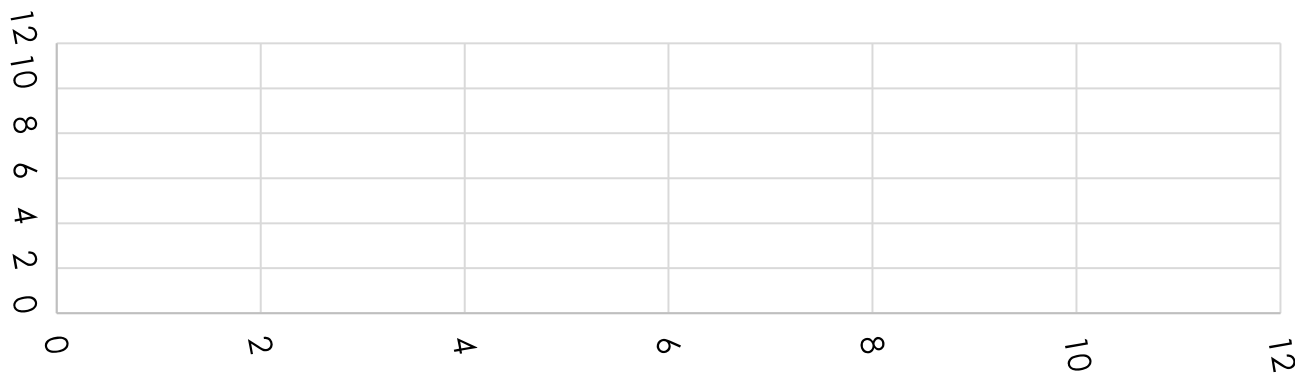
Confirmed Cases:	865,585
Hospitalizations:	Not Reported
Recoveries:	Not Reported
Deaths:	48,816



The United States



Daily Case Growth Rate



Deaths by Day


On 16-Apr the CDC started tracking "suspected" deaths in their statistics causing the spike in reported fatalities



Spain

Data at a Glance

Confirmed Cases:	219,764
Hospitalizations:	71,944
Recoveries:	92,355
Deaths:	22,524



Italy

Data at a Glance

Confirmed Cases:	192,994
Hospitalizations:	24,241
Recoveries:	60,498
Deaths:	25,969



Germany

Data at a Glance


Confirmed Cases:	150,383
Hospitalizations:	Not Reported
Recoveries:	Not Reported
Deaths:	5,321



The United Kingdom

Data at a Glance




Confirmed Cases:	143,464
Hospitalizations:	Not Reported
Recoveries:	Not Reported
Deaths:	19,506



France

Data at a Glance



Confirmed Cases:	122,577
Hospitalizations:	Not Reported
Recoveries:	Not Reported
Deaths:	22,245



Turkey

Data at a Glance




Confirmed Cases:	101,790
Hospitalizations:	Not Reported
Recoveries:	Not Reported
Deaths:	2,491



Iran

Data at a Glance



Confirmed Cases:	87,026
Hospitalizations:	Not Reported
Recoveries:	Not Reported
Deaths:	5,481



China

Data at a Glance

Confirmed Cases:	84,311
Hospitalizations:	Not Reported
Recoveries:	Not Reported
Deaths:	4,642





NOTE: On 17-April China Revised their Mortality Estimates



Russia

Data at a Glance




Confirmed Cases:	68,662
Hospitalizations:	Not Reported
Recoveries:	Not Reported
Deaths:	615



South Korea

Data at a Glance

Confirmed Cases:	10,708
Hospitalizations:	Not Reported
Recoveries:	8,501
Deaths:	240



World Summary

Data at a Glance

Confirmed Cases: 2,626,321
Deaths: 181,938
International Mortality 6.93%

Countries Over 50,000 (as of yesterday)

USA	865,585	Spain	219,764
Italy	192,994	Germany	150,383
The UK	143,464	France	122,577
Turkey	101,790	Iran	87,026
China	84,311	Russia	68,622



Current Disease Prevalence and Estimated Recovery/Mortality Rates (Countries Over 10,000 Cases)

Country	Population	Previous Cases	New Cases	Confirmed Cases	% Increase	Recovered	Recovery Percentage	Deaths	Mortality Estimate	Contact Percentage
USA	331,002,651	828,441	37,144	865,585	4.48%	Not Reported	Not Reported	48,816	5.6397%	0.261504%
Spain	46,754,778	213,024	6,740	219,764	3.16%	92,355	42.02%	22,524	10.2492%	0.470035%
Italy	60,461,826	189,973	3,021	192,994	1.59%	60,498	31.35%	25,969	13.4559%	0.319200%
Germany	83,783,942	148,046	2,337	150,383	1.58%	Not Reported	Not Reported	5,321	3.5383%	0.179489%
United Kingdom	67,886,011	138,078	5,386	143,464	3.90%	Not Reported	Not Reported	19,506	13.5964%	0.211331%
France	65,273,511	120,804	1,773	122,577	1.47%	Not Reported	Not Reported	22,245	18.1478%	0.187790%
Turkey	84,086,339	98,674	3,116	101,790	3.16%	Not Reported	Not Reported	2,491	2.4472%	0.121054%
Iran	83,992,949	85,996	1,030	87,026	1.20%	Not Reported	Not Reported	5,481	6.2981%	0.103611%
China	1,439,323,776	84,302	9	84,311	0.01%	Not Reported	Not Reported	4,642	5.5058%	0.005858%
Russia	145,918,773	62,773	5,849	68,622	9.32%	Not Reported	Not Reported	615	0.8962%	0.047028%
Brazil	212,145,978	43,079	2,678	45,757	6.22%	Not Reported	Not Reported	2,906	6.3509%	0.021569%
Belgium	11,589,623	41,889	908	42,797	2.17%	Not Reported	Not Reported	6,490	15.1646%	0.369270%
Canada	37,742,154	38,923	1,890	40,813	4.86%	Not Reported	Not Reported	2,028	4.9690%	0.108136%
Netherlands	17,134,872	34,842	887	35,729	2.55%	Not Reported	Not Reported	4,177	11.6908%	0.208516%
Switzerland	8,654,622	28,186	228	28,414	0.81%	Not Reported	Not Reported	1,267	4.4591%	0.328310%
India	1,376,900,160	21,393	1,684	23,077	7.87%	Not Reported	Not Reported	718	3.1113%	0.001676%
Portugal	10,205,078	21,982	371	22,353	1.69%	Not Reported	Not Reported	820	3.6684%	0.219038%
Peru	32,870,710	17,837	1,413	19,250	7.92%	Not Reported	Not Reported	530	2.7532%	0.058563%
Ireland	4,922,413	16,671	936	17,607	5.61%	Not Reported	Not Reported	794	4.5096%	0.357690%
Sweden	10,099,265	16,004	751	16,755	4.69%	Not Reported	Not Reported	2,021	12.0621%	0.165903%
Austria	9,006,398	14,924	61	14,985	0.41%	Not Reported	Not Reported	508	3.3901%	0.166382%
Israel	8,617,452	14,498	305	14,803	2.10%	Not Reported	Not Reported	192	1.2970%	0.171779%
Saudi Arabia	34,662,835	12,772	1,158	13,930	9.07%	Not Reported	Not Reported	121	0.8686%	0.040187%
Japan	126,476,461	11,919	469	12,388	3.93%	Not Reported	Not Reported	317	2.5589%	0.009795%
Chile	19,071,161	11,296	516	11,812	4.57%	Not Reported	Not Reported	168	1.4223%	0.061936%
Ecuador	17,567,751	10,850	333	11,183	3.07%	Not Reported	Not Reported	560	5.0076%	0.063656%
Singapore	5,850,342	10,141	1,037	11,178	10.23%	Not Reported	Not Reported	12	0.1074%	0.191066%
Pakistan	219,699,443	10,513	642	11,155	6.11%	Not Reported	Not Reported	237	2.1246%	0.005077%
South Korea	51,269,185	10,702	6	10,708	0.06%	8,501	79.39%	240	2.2413%	0.020886%
Mexico	128,670,384	9,501	1,043	10,544	10.98%	Not Reported	Not Reported	970	9.1995%	0.008195%
Poland	37,846,611	10,169	342	10,511	3.36%	Not Reported	Not Reported	454	4.3193%	0.027773%
Romania	19,269,357	9,710	386	10,096	3.98%	Not Reported	Not Reported	527	5.2199%	0.052394%
Totals/Averages	4,808,756,811	2,387,912	84,449	2,472,361	3.54%	Not Available	Not Available	183,667	7.4288%	0.051414%



Sources: WHO Situation Report (Delayed One Day)
Host Nations Public Health Departments

Daily EMS Unit Utilization – Last 30 Days

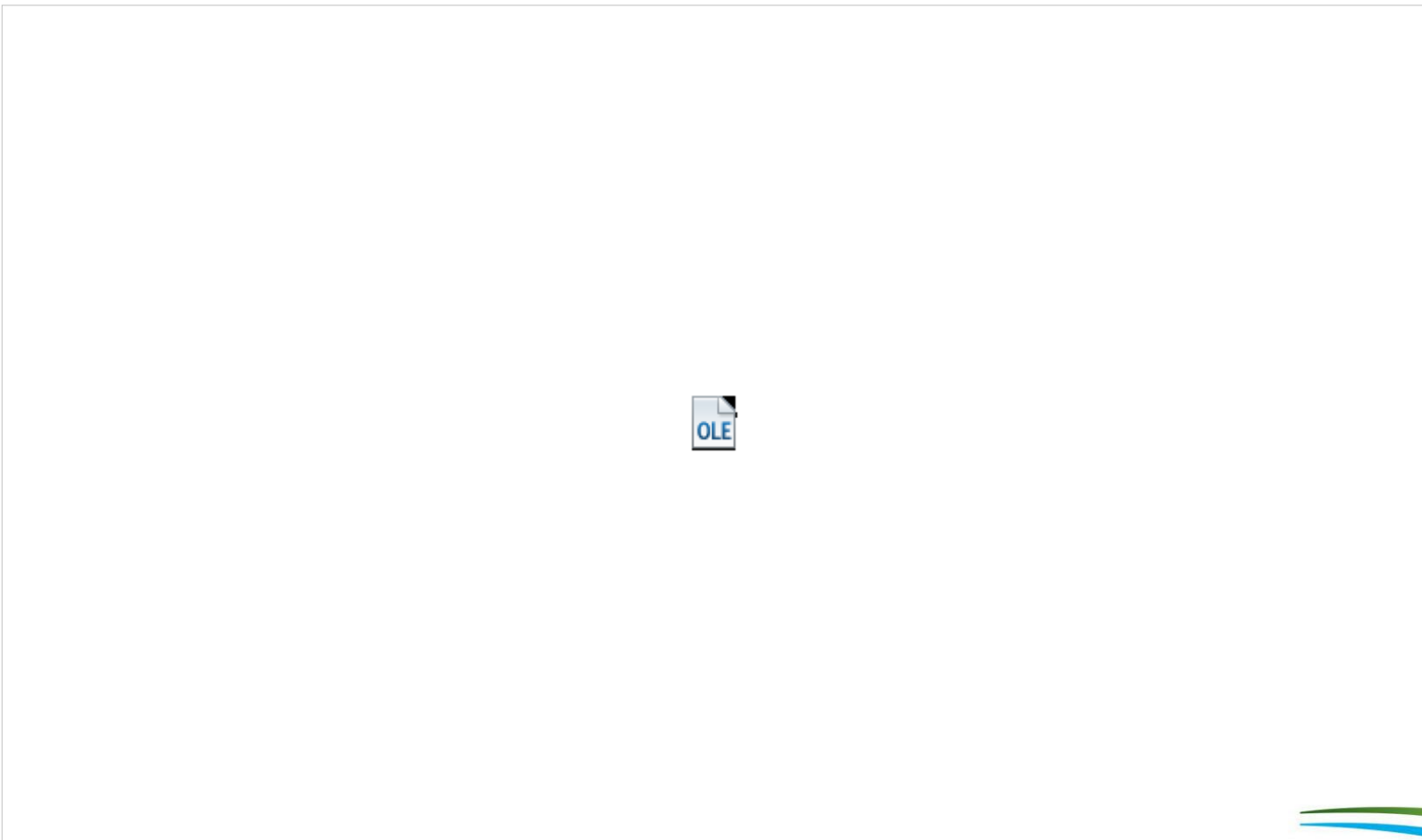
30-Day Average: 67.63 (EMS Only)

April 2019 Average: 79.10

Total Daily Incidents (Including Fire Calls): 80



“Potential” Call Types and Crew Impressions - Last 7 Days



Values in **green/orange** are dispatched call types for that day.

Values in **red** are calls in which crews deemed the patient a potential for COVID-19*

As such these values may not correlate



* By crews listing COVID-19 as a primary or secondary impression or by completing the “Outbreak Screening” form in ESO.

Non-Traumatic, Non-Transported Dead On Scene

30-Day, Daily Average = 1.30/day

30-Day, April 2019 = 0.73/day

2019 Overall Average = 1.14/day

