



DAYTON



DAYTON FIRE DEPARTMENT

COVID-19

Daily Statistical Update

Numbers Thru

27-Apr-2020

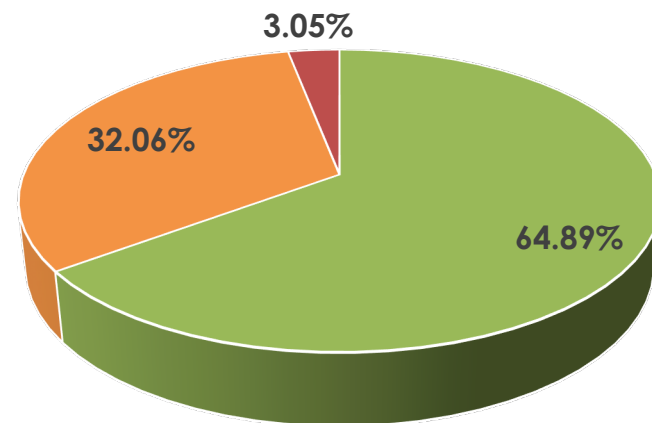
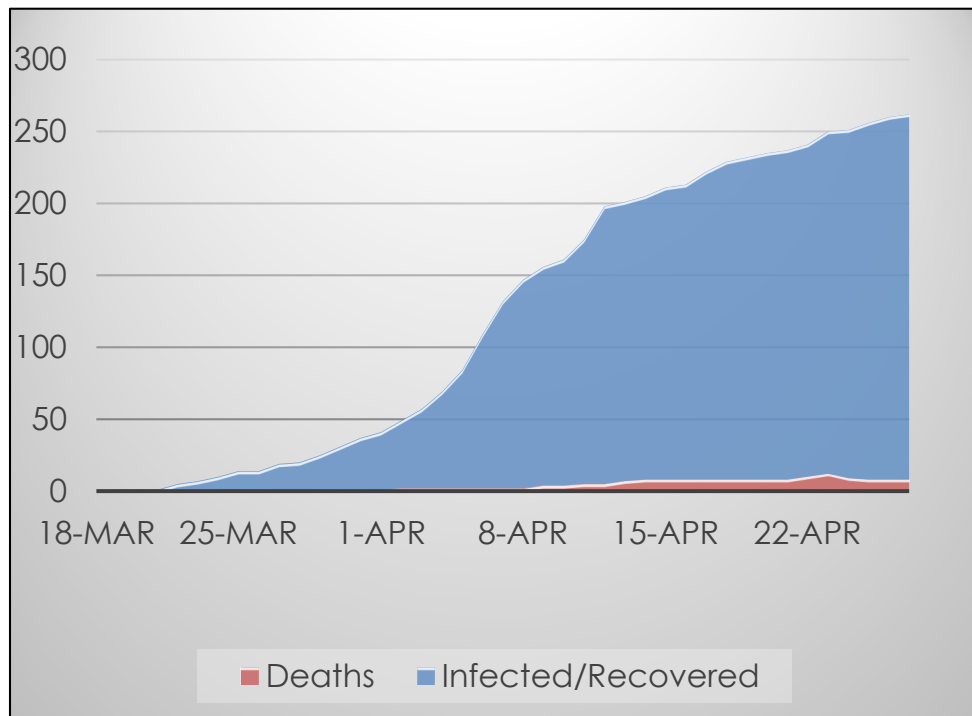


Dayton/Montgomery County



Data at a Glance

Confirmed Cases:	262
Hospitalizations:	84
Recoveries:	Not Reported
Deaths:	8



- Infected
- Hospitalized
- Recovered - Not Reported
- Deceased

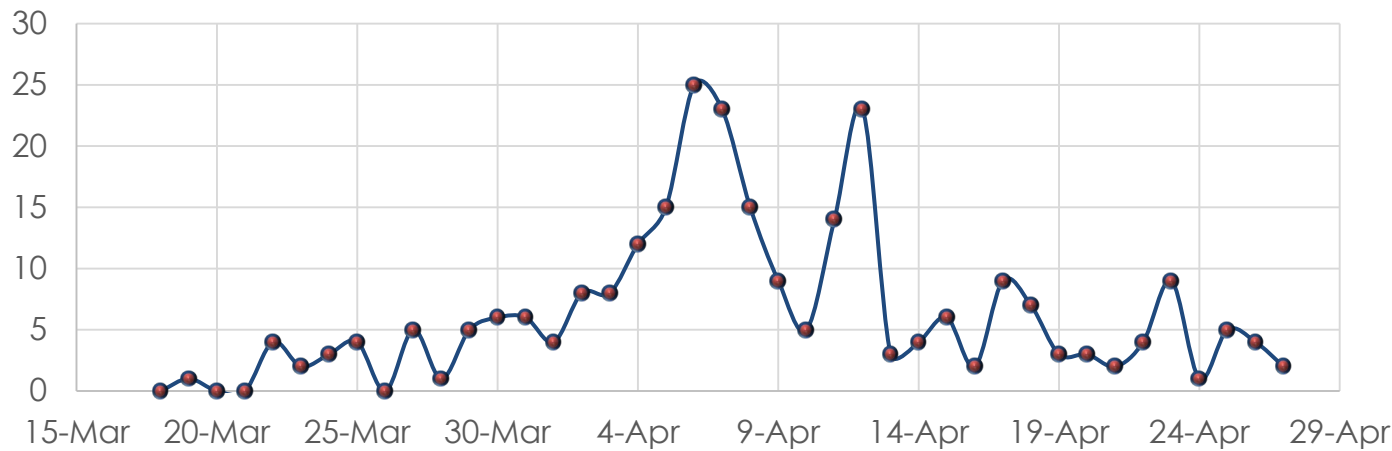


* On 24-Apr Montgomery County removed three deaths from their official tally and an additional 1 on 25-Apr.

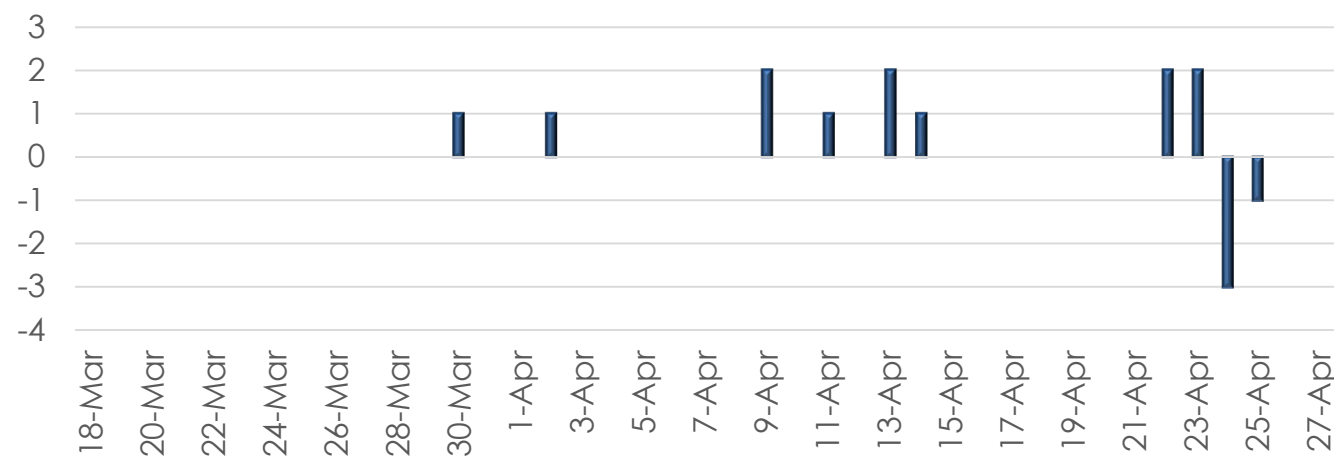
Dayton/Montgomery County



Daily Case Growth Rate



Deaths by Day



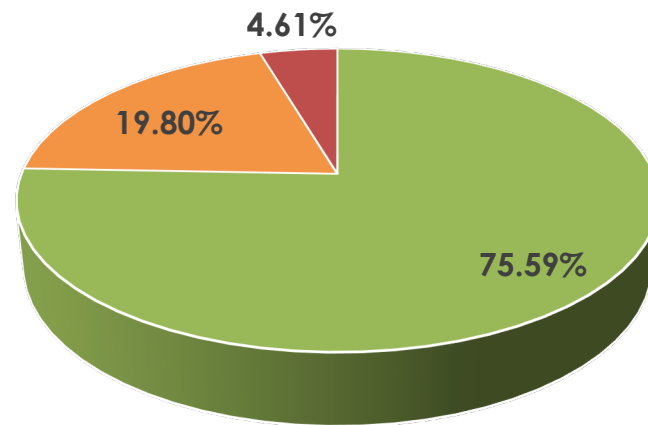
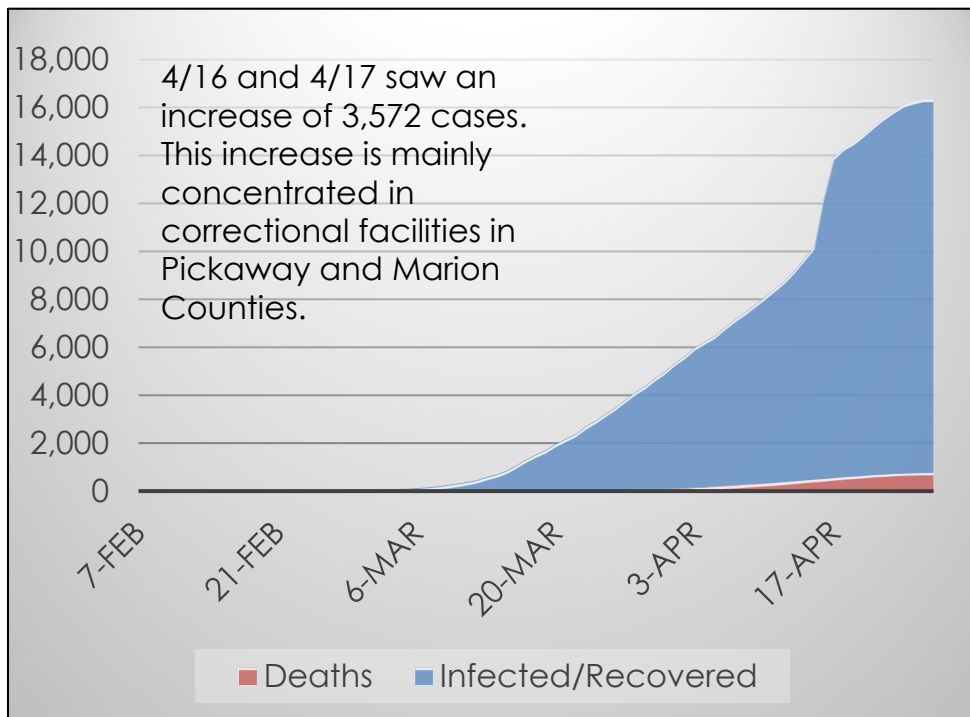

* On 24-Apr Montgomery County removed three deaths from their official tally



State of Ohio

Data at a Glance

Confirmed Cases:	16,325
Hospitalizations:	3,232
Recoveries:	Not Reported
Deaths:	753




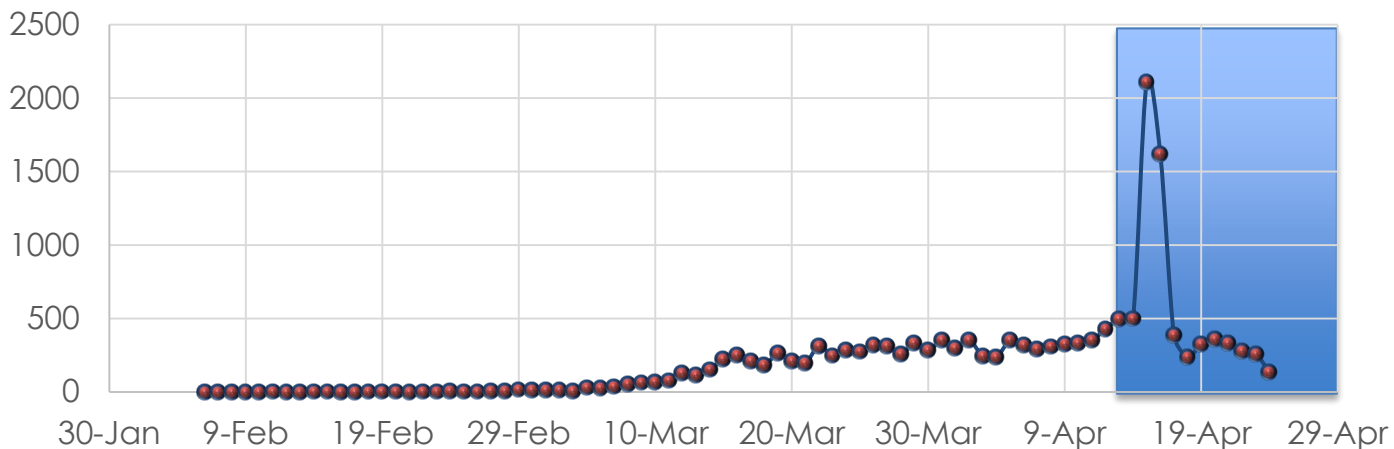
- Infected
- Hospitalized
- Recovered - Not Reported
- Deceased

Note: Ohio re-updates all previous days information with new data. Though much more accurate will cause differences in how the epidemiological curve presents.



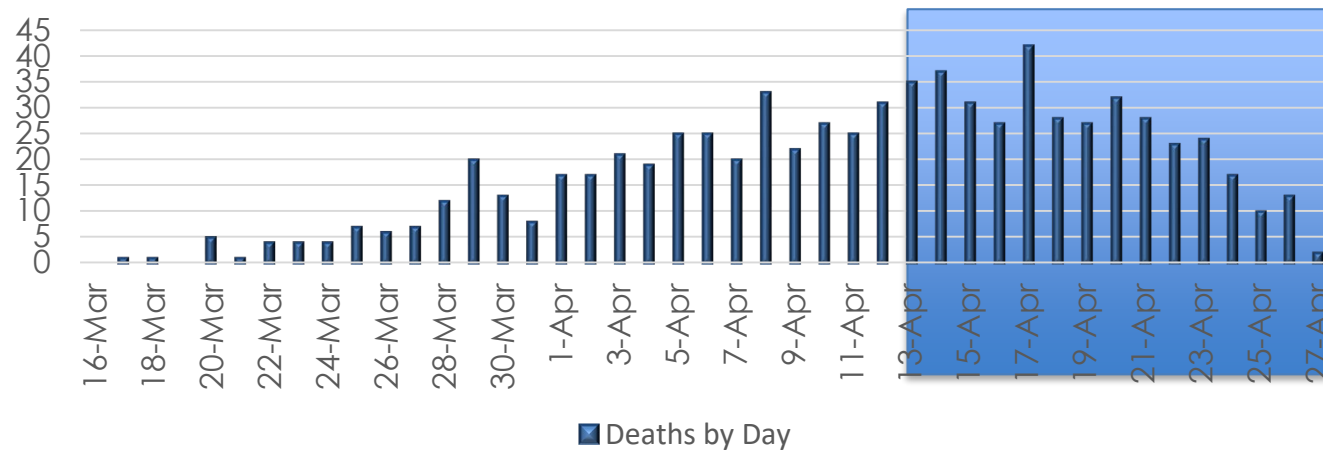
State of Ohio

Daily Case Growth Rate



4/16 and 4/17 saw an increase of 3,572 cases. This increase is mainly concentrated in correctional facilities in Pickaway and Marion Counties.

Deaths by Day



The State of Ohio changed reporting standard around 12-Apr to include suspected cases.

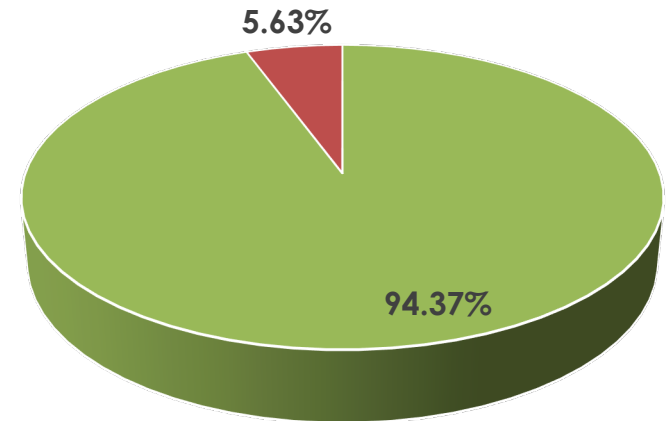
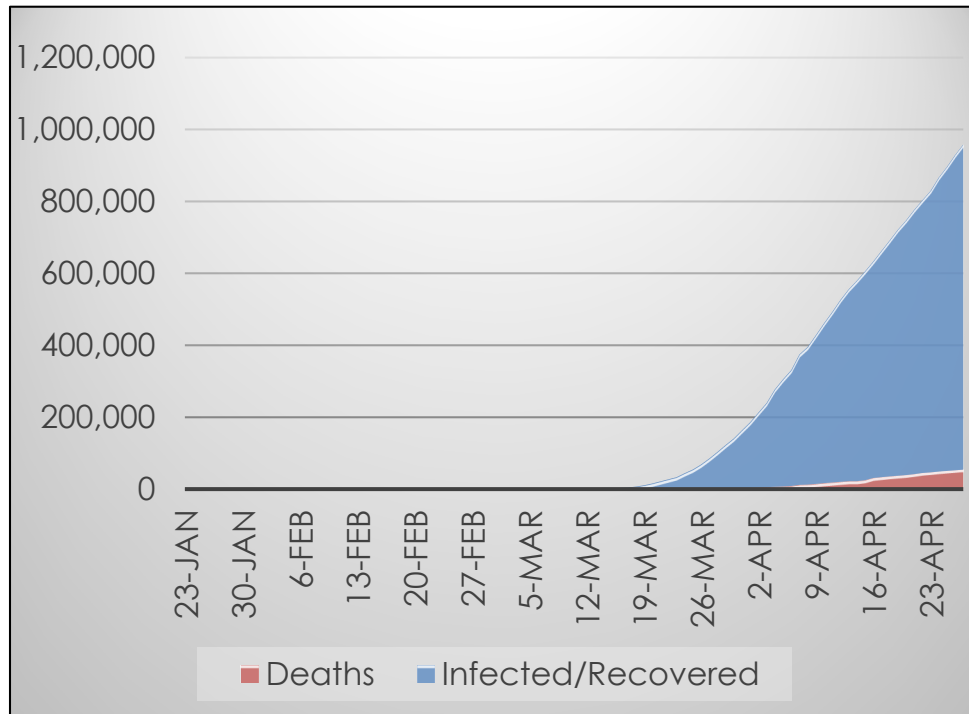

Area in blue preliminary data due by reporting lag.



The United States

Data at a Glance


Confirmed Cases: 957,875
Recoveries: Not Reported
Deaths: 53,922



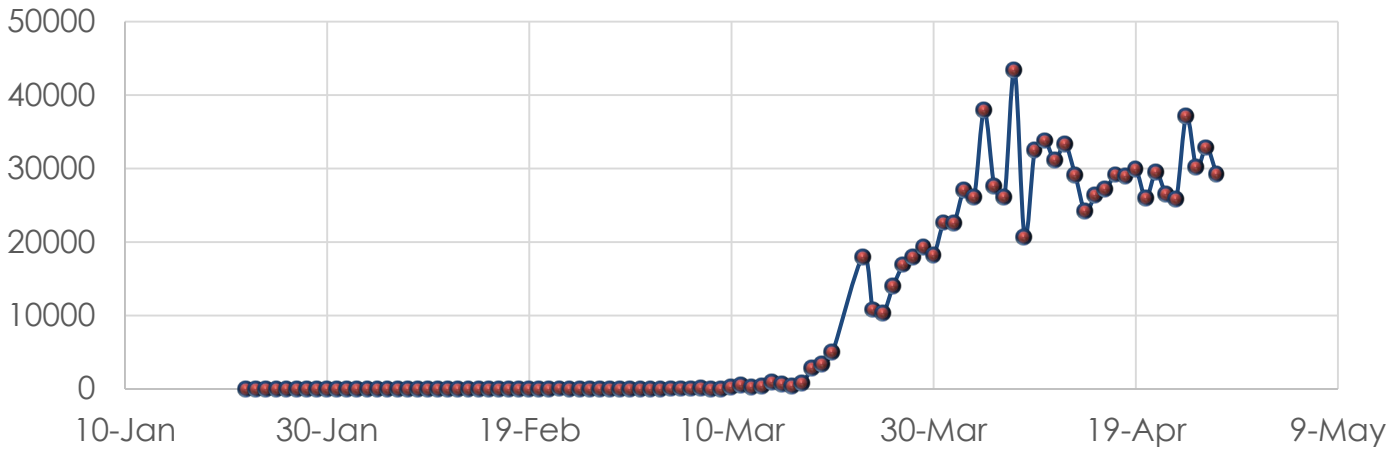
- Infected
- Recovered - Not Reported
- Deceased



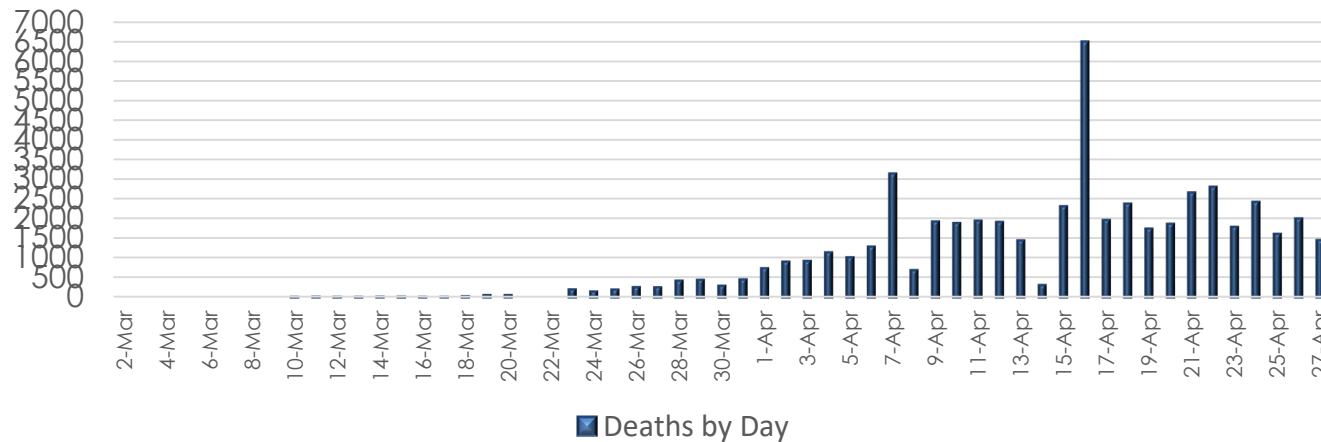
The United States



Daily Case Growth Rate



Deaths by Day



On 16-Apr the CDC started tracking "suspected" deaths in their statistics causing the spike in reported fatalities



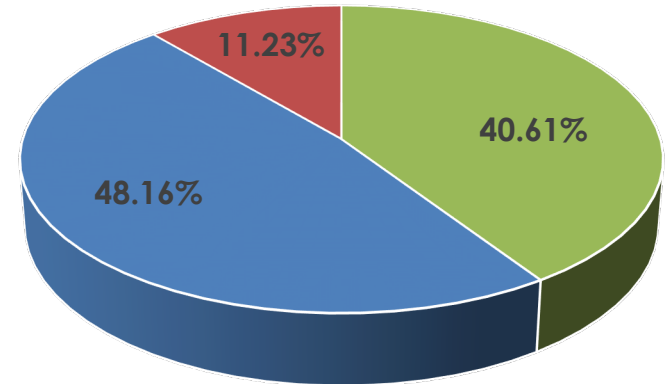
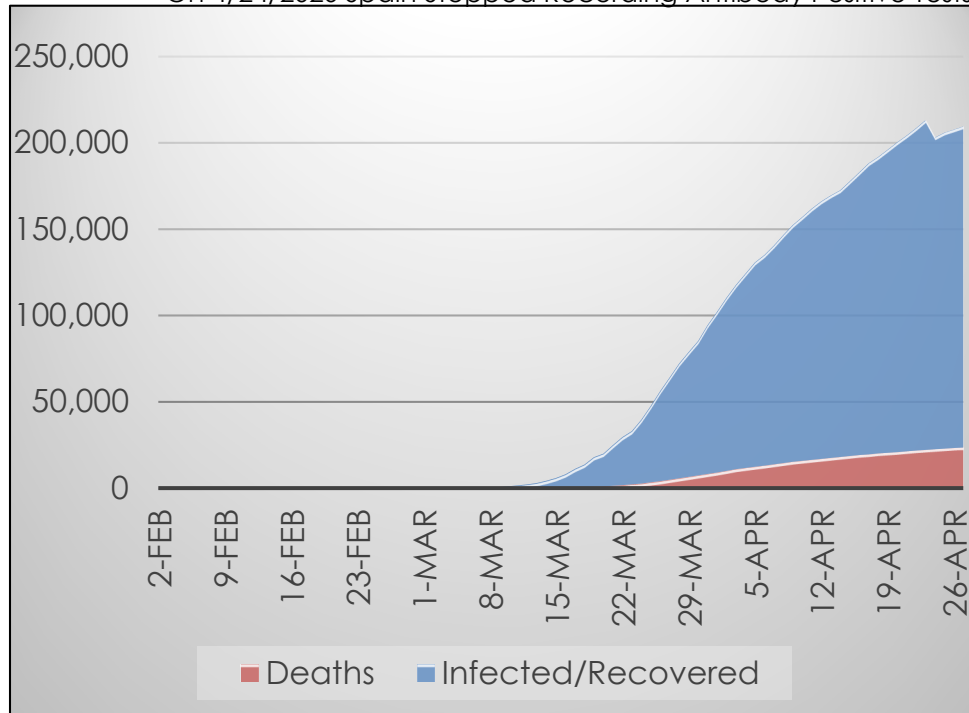
Spain

Data at a Glance

Confirmed Cases: 209,465
Recoveries: 100,875
Deaths: 23,521



* On 4/24/2020 Spain Stopped Recording Antibody Positive Tests



- Infected
- Recovered
- Deceased

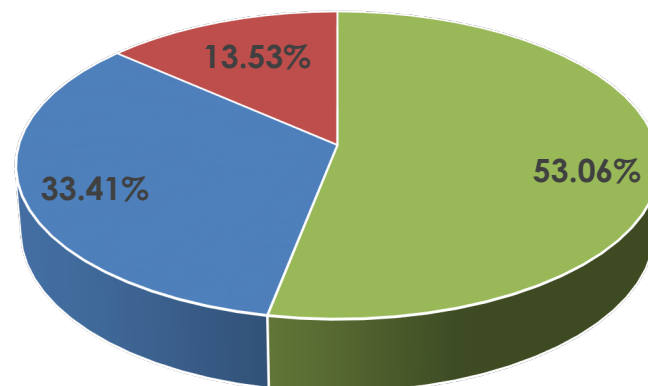
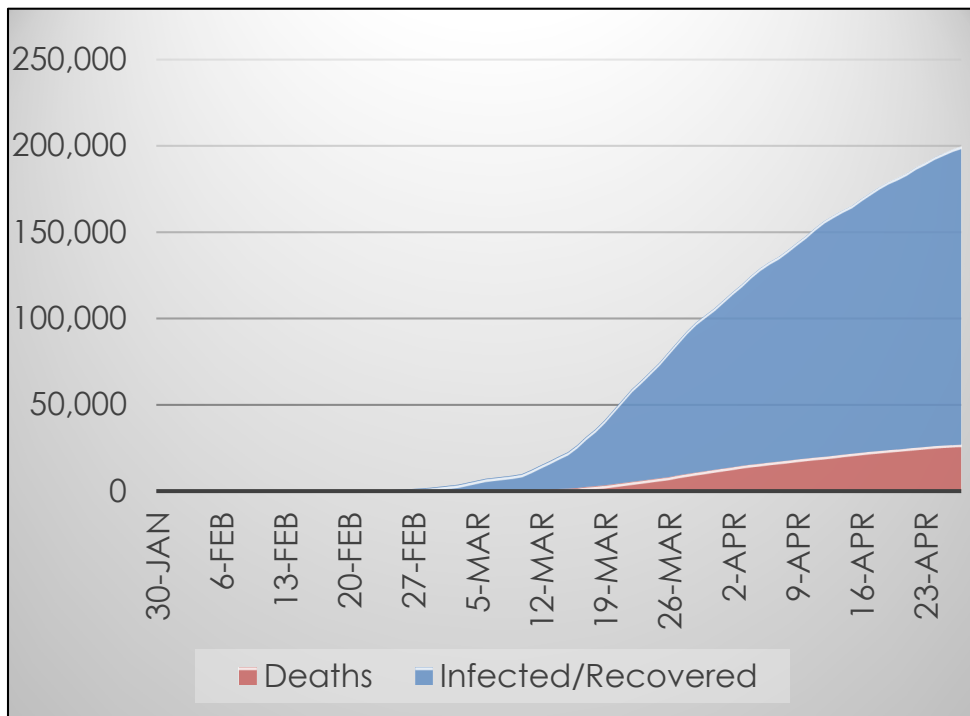


Italy



Data at a Glance

Confirmed Cases: 199,414
Recoveries: 66,624
Deaths: 26,977



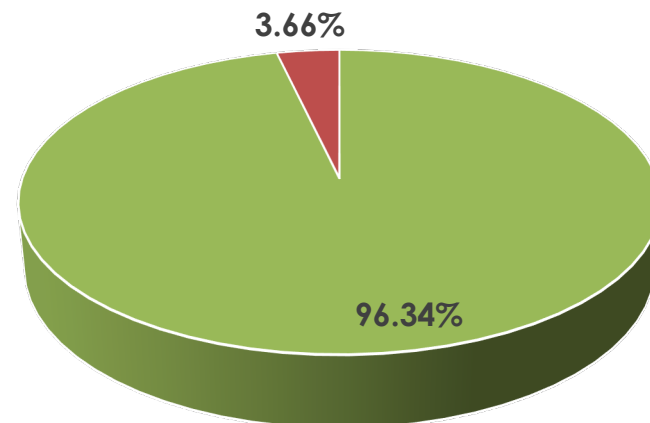
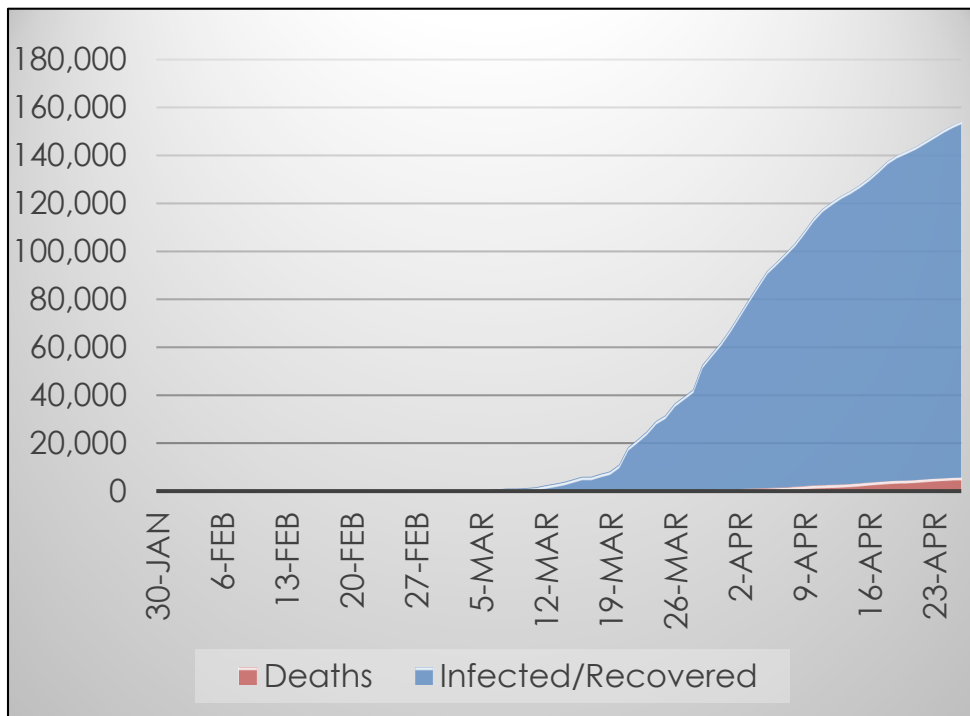
- Infected
- Recovered
- Deceased



Germany

Data at a Glance

Confirmed Cases: 154,175
Recoveries: Not Reported
Deaths: 5,640



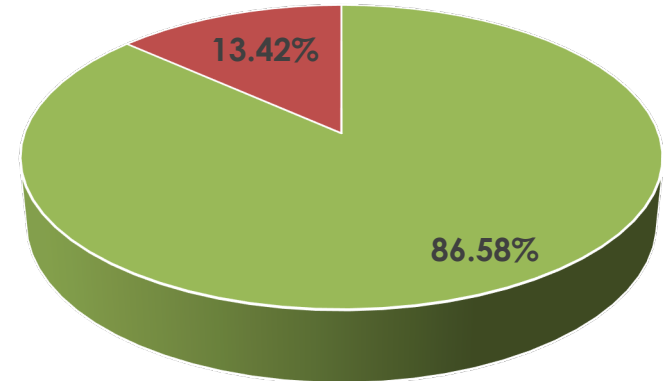
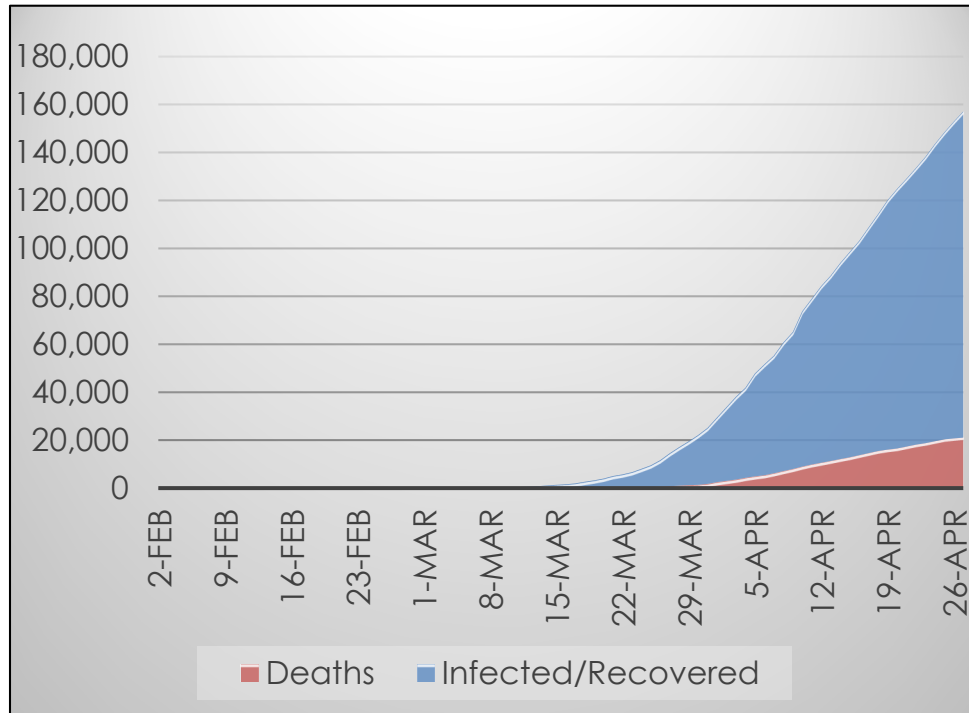
- Infected
- Recovered - Not Reported
- Deceased



The United Kingdom

Data at a Glance

Confirmed Cases: 157,149
Recoveries: Not Reported
Deaths: 21,092



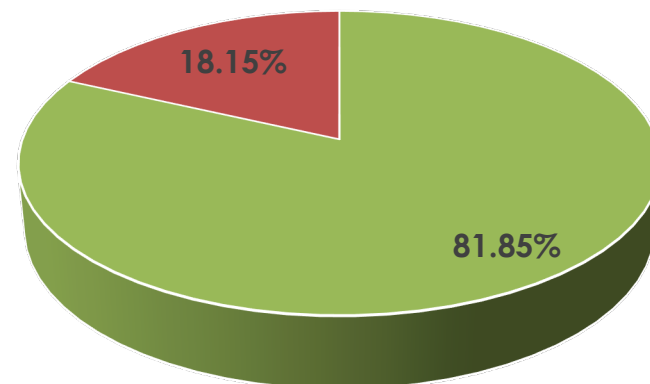
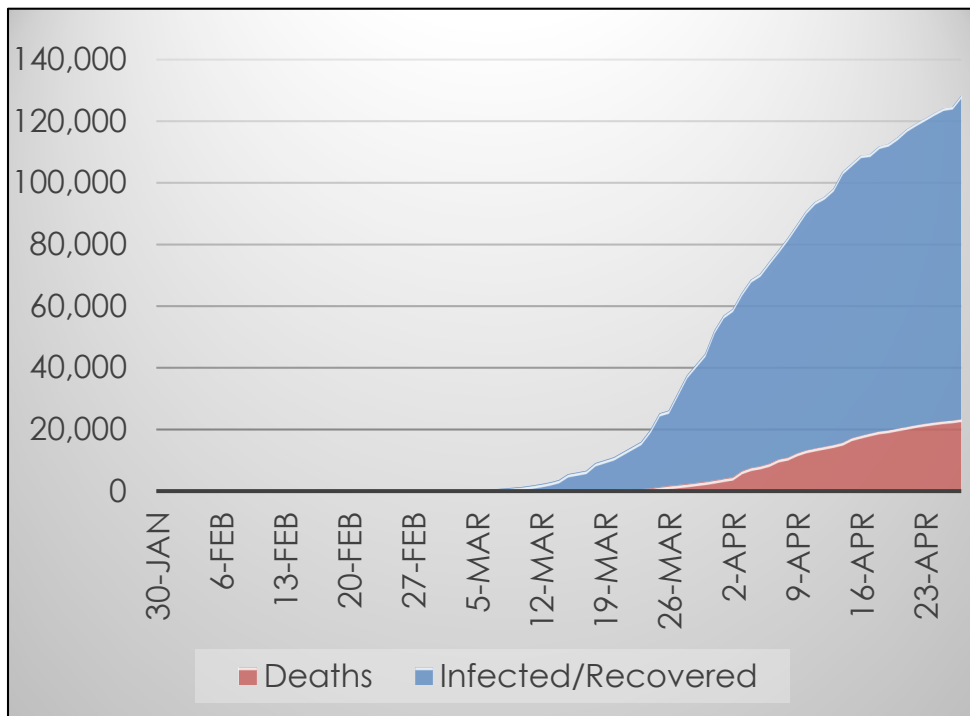

- Infected
- Recovered - Not Reported
- Deceased



France

Data at a Glance

Confirmed Cases: 128,339
Recoveries: Not Reported
Deaths: 23,293



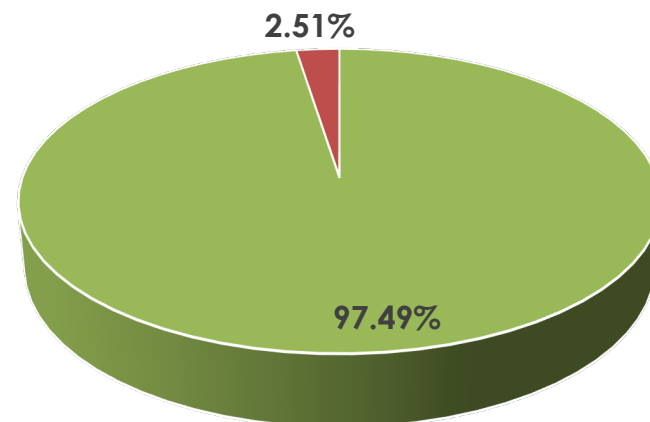
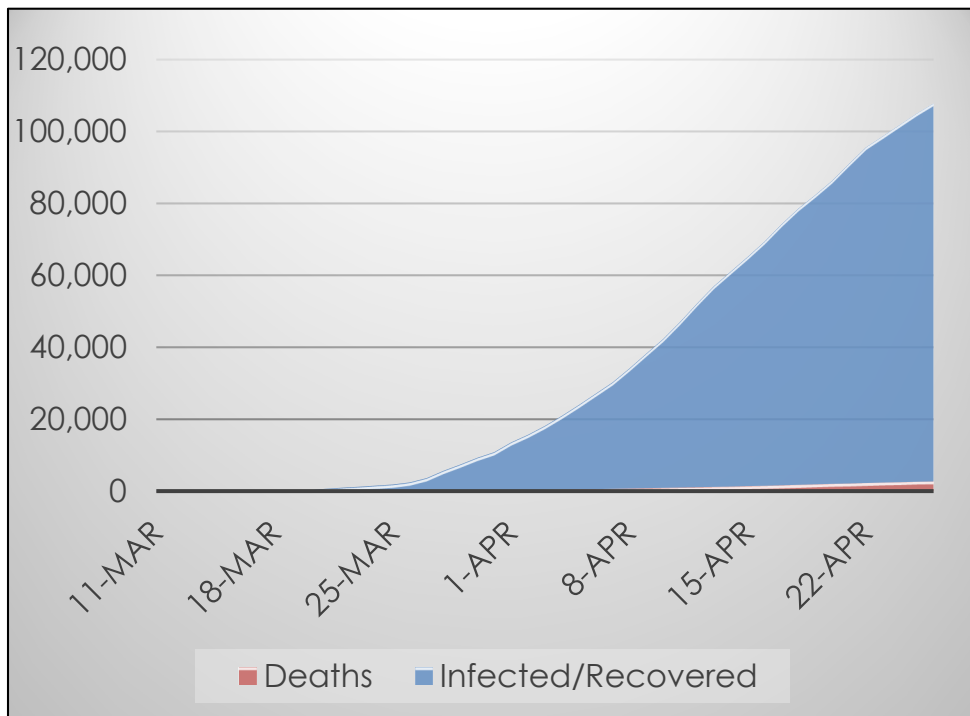
- Infected
- Recovered - Not Reported
- Deceased



Turkey

Data at a Glance

Confirmed Cases: 107,773
Recoveries: Not Reported
Deaths: 2,706



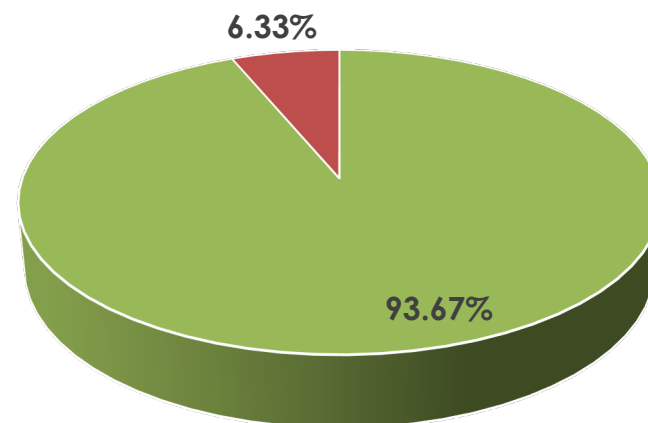
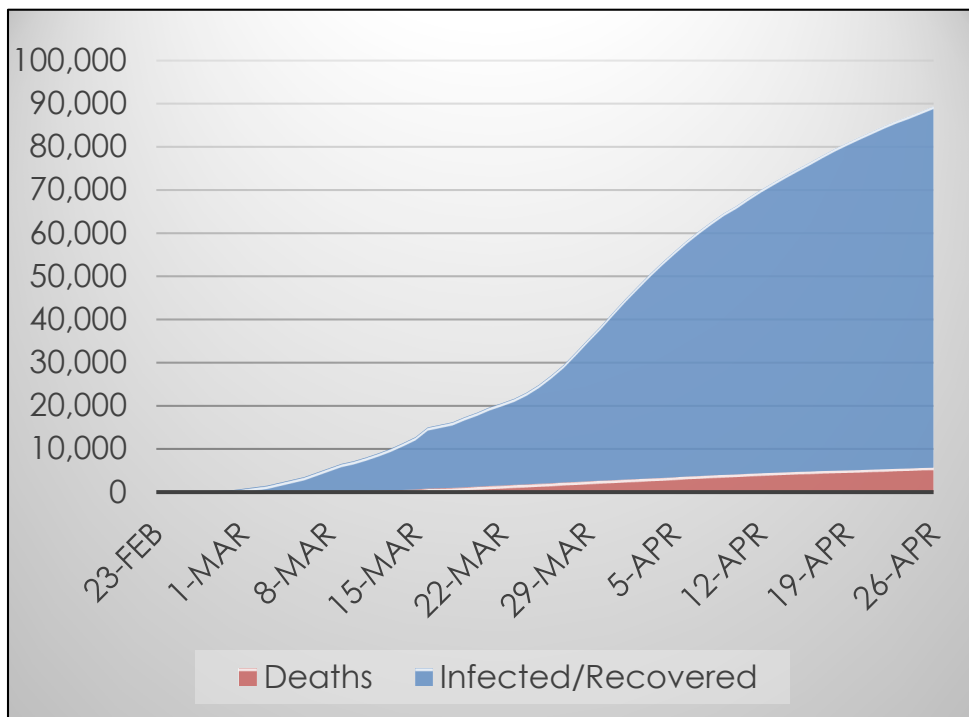

- Infected
- Recovered - Not Reported
- Deceased



Iran

Data at a Glance

Confirmed Cases: 89,328
Recoveries: Not Reported
Deaths: 5,650



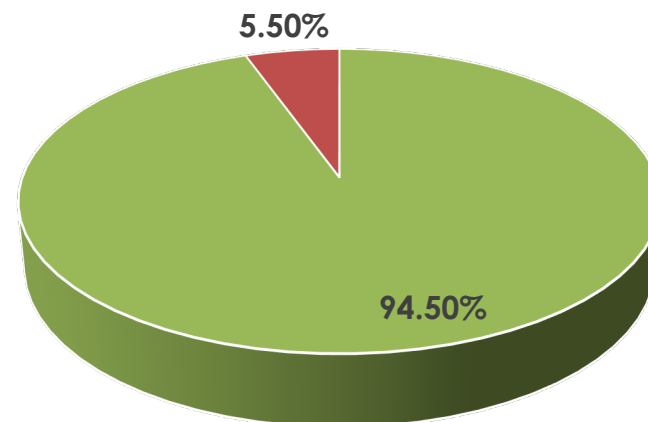
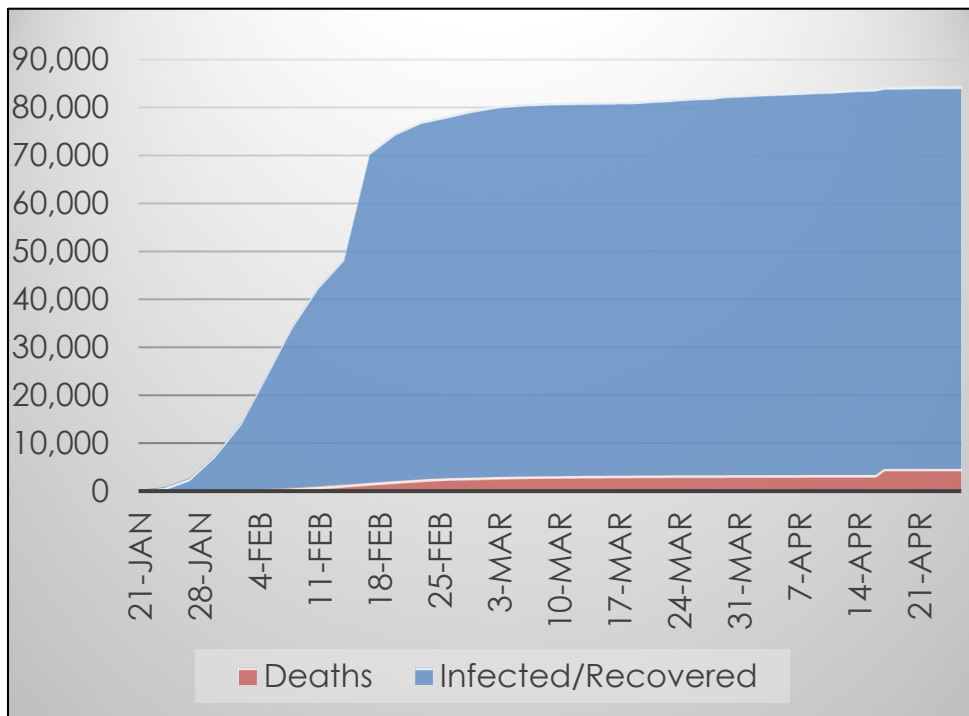

- Infected
- Recovered - Not Reported
- Deceased



China

Data at a Glance

Confirmed Cases: 84,338
Recoveries: Not Reported
Deaths: 4,642



- Infected
- Recovered - Not Reported
- Deceased

NOTE: On 17-April China Revised their Mortality Estimates

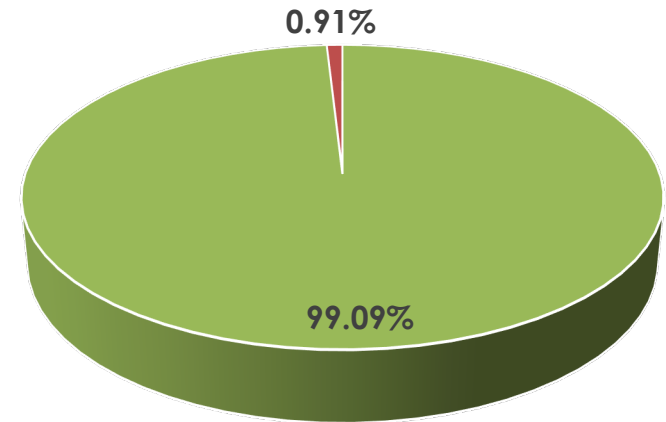
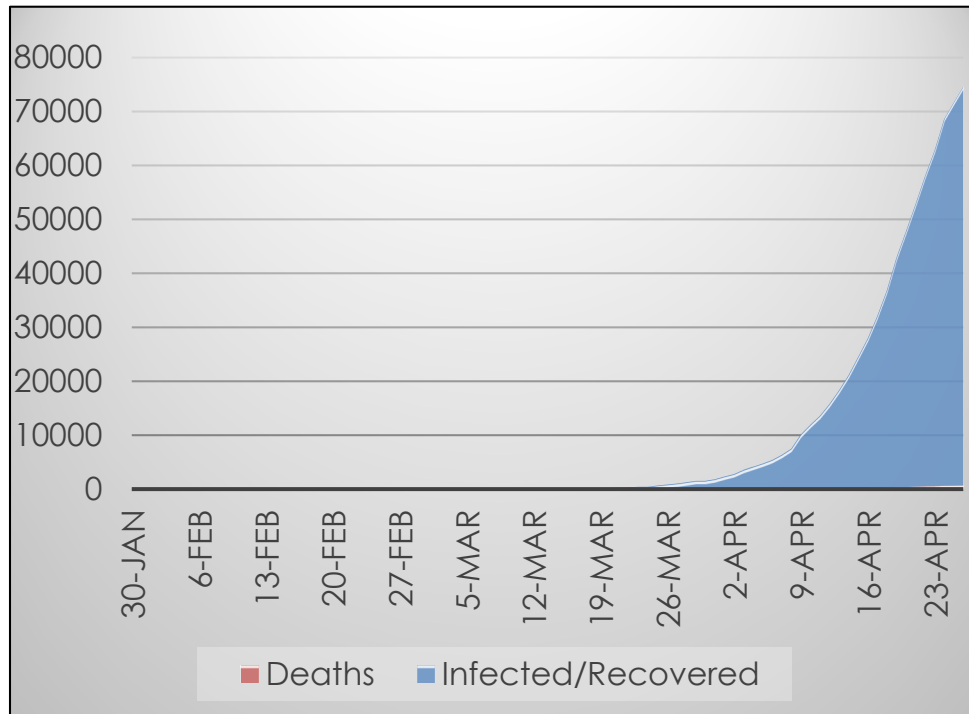


Russia

Data at a Glance



Confirmed Cases: 74,588
Recoveries: Not Reported
Deaths: 681



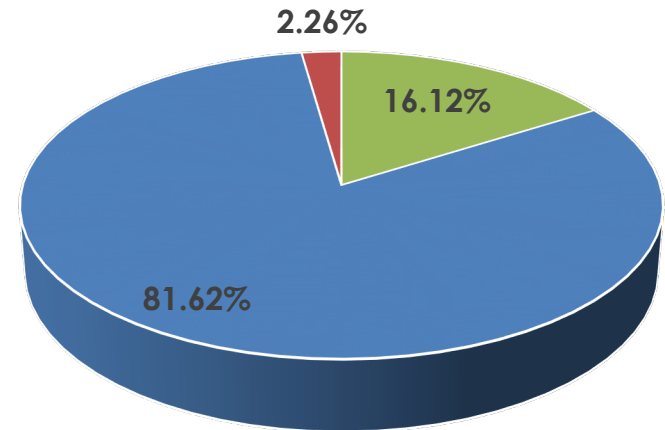
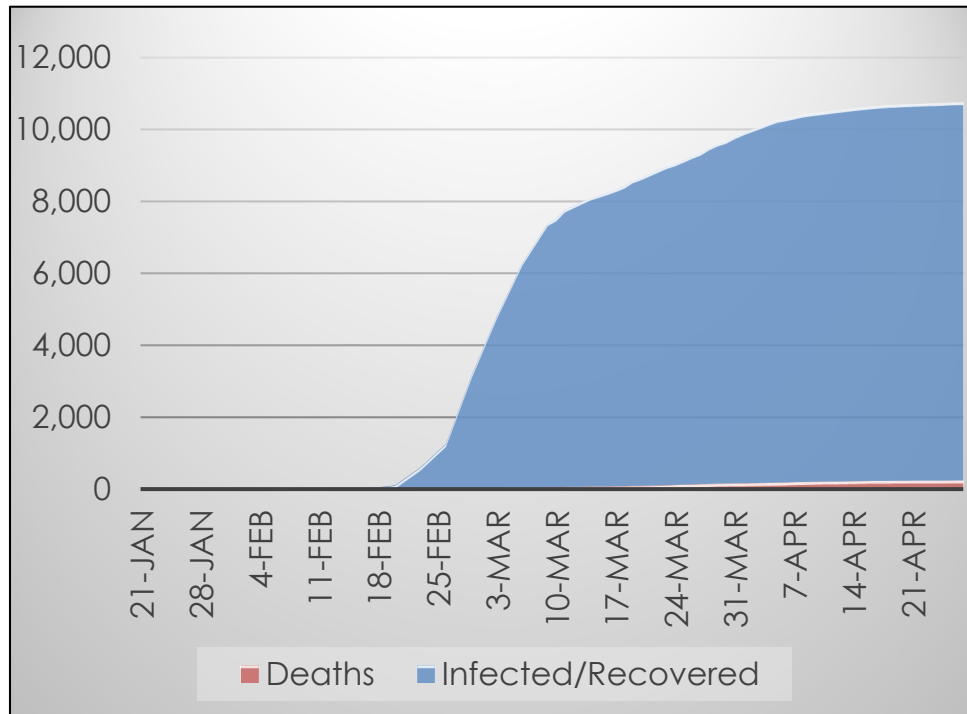
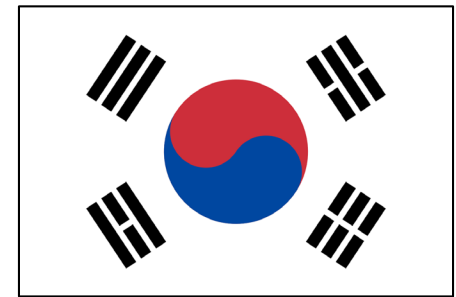
- Infected
- Recovered - Not Reported
- Deceased



South Korea

Data at a Glance

Confirmed Cases: 10,738
Recoveries: 8,764
Deaths: 243



- Infected
- Recovered
- Deceased



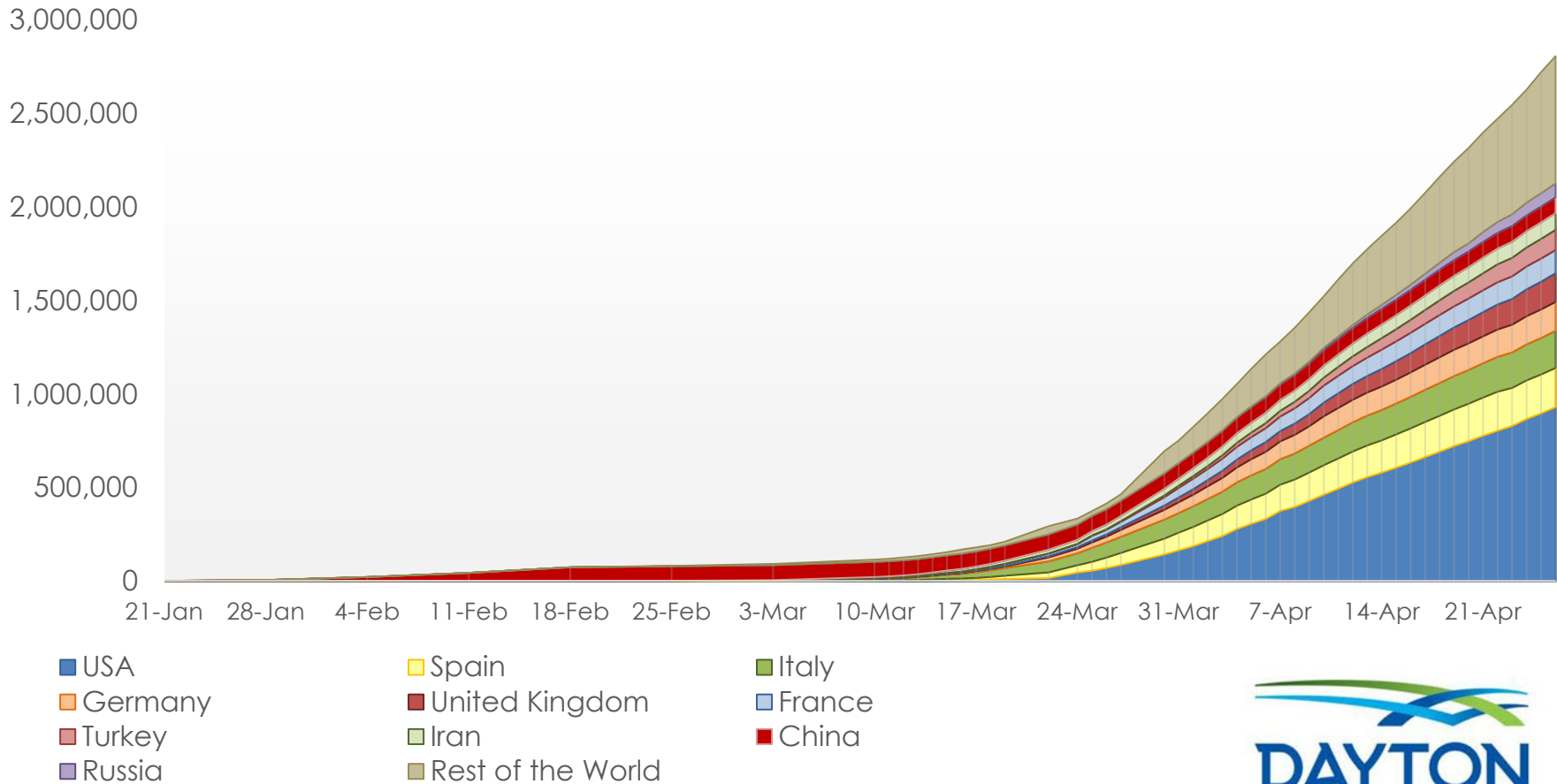
World Summary

Data at a Glance

Confirmed Cases: 2,804,796
 Deaths: 193,710
 International Mortality 6.90%

Countries Over 50,000 (as of yesterday)

USA	928,619	Spain	209,465
Italy	199,414	Germany	154,175
The UK	152,840	France	124,575
Turkey	107,773	Iran	89,328
China	84,338	Russia	74,588



Source: WHO Situation Report or the Nations' National Health Service

NOTE: Some Counts are Delayed at Least One Day

Current Disease Prevalence and Estimated Recovery/Mortality Rates (Countries Over 10,000 Cases)

Country	Population	Previous Cases	New Cases	Confirmed Cases	% Increase	Recovered	Recovery Percentage	Deaths	Mortality Estimate	Contact Percentage
USA	331,002,651	928,619	29,256	957,875	3.15%	Not Reported	Not Reported	53,922	5.6293%	0.289386%
Spain	46,754,778	207,634	1,831	209,465	0.88%	100,875	48.16%	23,521	11.2291%	0.448008%
Italy	60,461,826	197,675	1,739	199,414	0.88%	66,624	33.41%	26,977	13.5281%	0.329818%
United Kingdom	67,886,011	152,840	4,309	157,149	2.82%	Not Reported	Not Reported	21,092	13.4217%	0.231490%
Germany	83,783,942	152,438	1,737	154,175	1.14%	Not Reported	Not Reported	5,640	3.6582%	0.184015%
France	65,273,511	124,575	3,764	128,339	3.02%	Not Reported	Not Reported	23,293	18.1496%	0.196617%
Turkey	84,086,339	104,912	2,861	107,773	2.73%	Not Reported	Not Reported	2,706	2.5108%	0.128169%
Iran	83,992,949	88,194	1,134	89,328	1.29%	Not Reported	Not Reported	5,650	6.3250%	0.106352%
China	1,439,323,776	84,324	14	84,338	0.02%	Not Reported	Not Reported	4,642	5.5040%	0.005860%
Russia	145,918,773	68,622	5,966	74,588	8.69%	Not Reported	Not Reported	681	0.9130%	0.051116%
Brazil	212,145,978	49,492	3,503	52,995	7.08%	Not Reported	Not Reported	3,670	6.9252%	0.024980%
Belgium	11,589,623	44,293	1,032	45,325	2.33%	Not Reported	Not Reported	6,917	15.2609%	0.391083%
Canada	37,742,154	42,739	1,614	44,353	3.78%	Not Reported	Not Reported	2,350	5.2984%	0.117516%
Netherlands	17,134,872	36,535	655	37,190	1.79%	Not Reported	Not Reported	4,409	11.8553%	0.217043%
Switzerland	8,654,622	28,595	383	28,978	1.34%	Not Reported	Not Reported	1,336	4.6104%	0.334827%
India	1,376,900,160	24,506	1,990	26,496	8.12%	Not Reported	Not Reported	824	3.1099%	0.001924%
Portugal	10,205,078	22,797	595	23,392	2.61%	Not Reported	Not Reported	880	3.7620%	0.229219%
Ecuador	17,567,751	22,719	0	22,719	0.00%	Not Reported	Not Reported	576	2.5353%	0.129322%
Peru	32,870,710	20,914	734	21,648	3.51%	Not Reported	Not Reported	634	2.9287%	0.065858%
Ireland	4,922,413	18,184	377	18,561	2.07%	Not Reported	Not Reported	1,063	5.7271%	0.377071%
Sweden	10,099,265	17,597	580	18,177	3.30%	Not Reported	Not Reported	2,192	12.0592%	0.179983%
Saudi Arabia	34,662,835	15,102	1,197	16,299	7.93%	Not Reported	Not Reported	136	0.8344%	0.047022%
Israel	8,617,452	15,028	370	15,398	2.46%	Not Reported	Not Reported	199	1.2924%	0.178684%
Austria	9,006,398	15,068	66	15,134	0.44%	Not Reported	Not Reported	536	3.5417%	0.168036%
Japan	126,476,461	12,829	353	13,182	2.75%	Not Reported	Not Reported	348	2.6400%	0.010422%
Mexico	128,670,384	11,633	1,239	12,872	10.65%	Not Reported	Not Reported	1,221	9.4857%	0.010004%
Chile	19,071,161	12,306	552	12,858	4.49%	Not Reported	Not Reported	181	1.4077%	0.067421%
Pakistan	219,699,443	11,940	783	12,723	6.56%	Not Reported	Not Reported	269	2.1143%	0.005791%
Singapore	5,850,342	12,075	618	12,693	5.12%	Not Reported	Not Reported	12	0.0945%	0.216962%
Poland	37,846,611	10,892	381	11,273	3.50%	Not Reported	Not Reported	524	4.6483%	0.029786%
South Korea	51,269,185	10,728	10	10,738	0.09%	8,764	81.62%	243	2.2630%	0.020944%
Romania	19,269,357	10,417	218	10,635	2.09%	Not Reported	Not Reported	575	5.4067%	0.055191%
Totals/Averages	4,808,756,811	2,576,222	69,861	2,646,083	2.71%	Not Available		197,219	7.4532%	0.055026%

** Did not report **



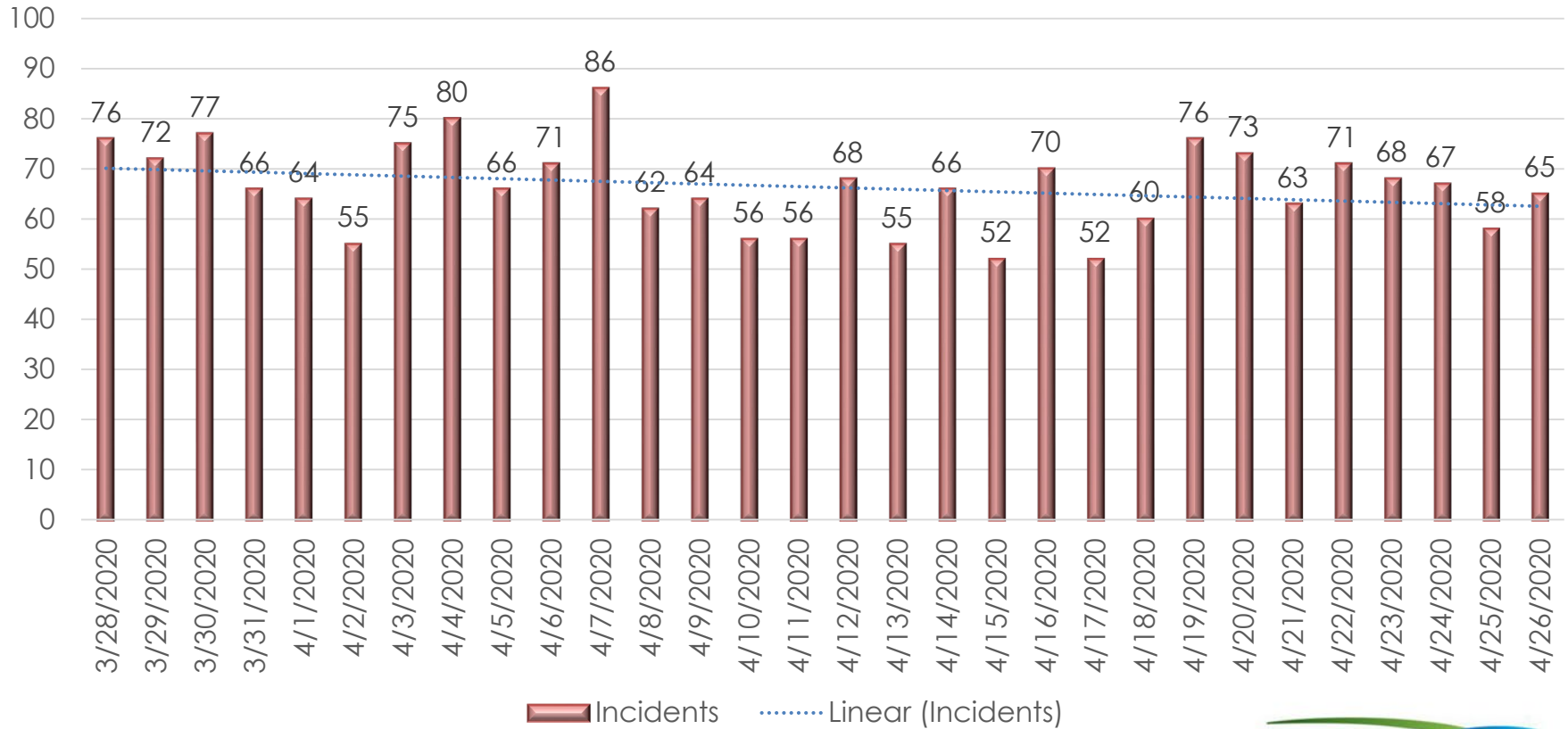
Sources: WHO Situation Report (Delayed One Day)
Host Nations Public Health Departments

Daily EMS Unit Utilization – Last 30 Days

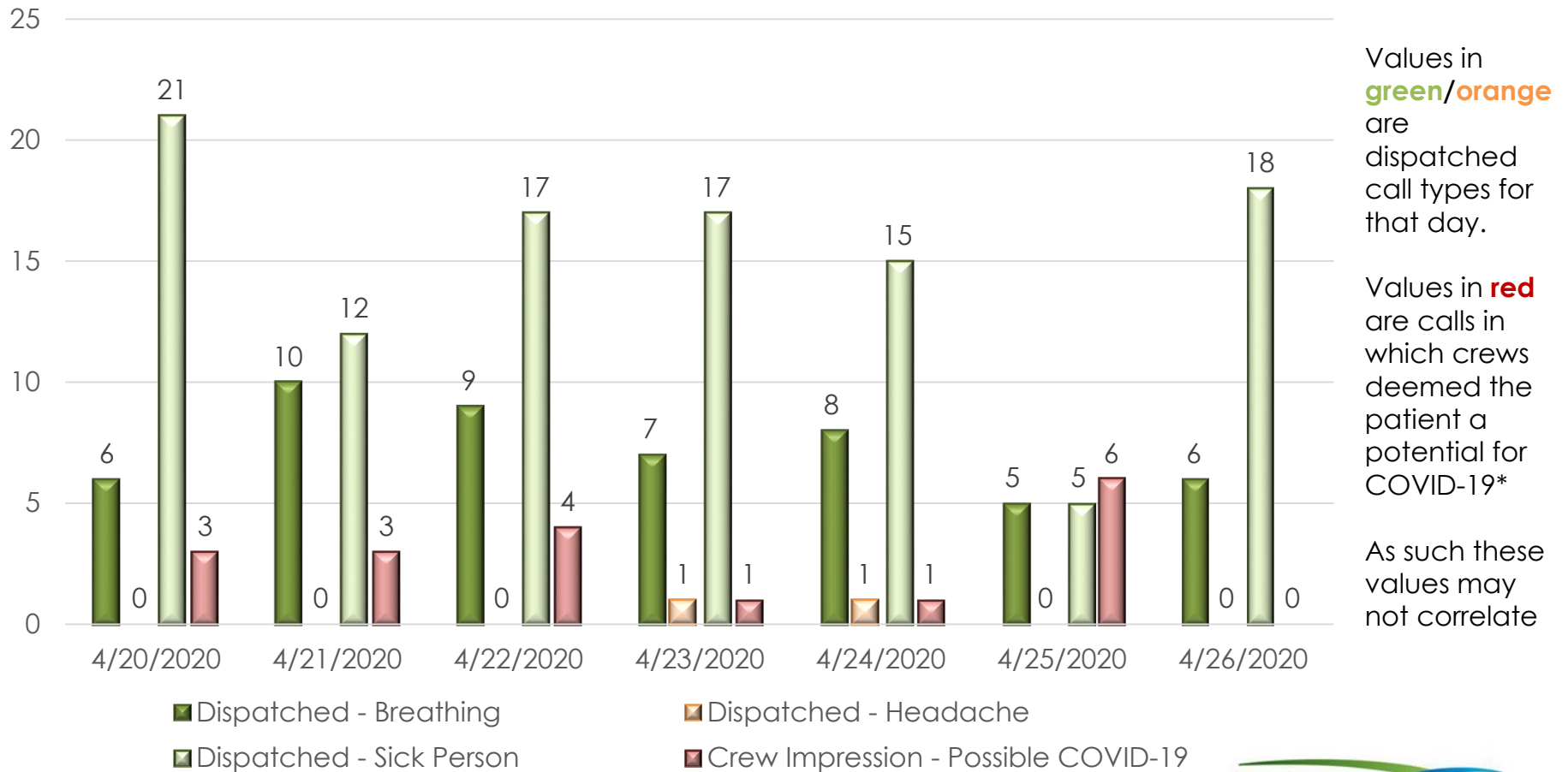
30-Day Average: 66.33 (EMS Only)

April 2019 Average: 79.10

Total Daily Incidents (Including Fire Calls): 78



“Potential” Call Types and Crew Impressions - Last 7 Days



* By crews listing COVID-19 as a primary or secondary impression or by completing the “Outbreak Screening” form in ESO.

Non-Traumatic, Non-Transported Dead On Scene

30-Day, Daily Average = 1.37/day

30-Day, April 2019 = 0.73/day

2019 Overall Average = 1.14/day

