



# DAYTON



# DAYTON FIRE DEPARTMENT

---

## COVID-19

### Daily Statistical Update

Numbers Thru

29-Apr-2020

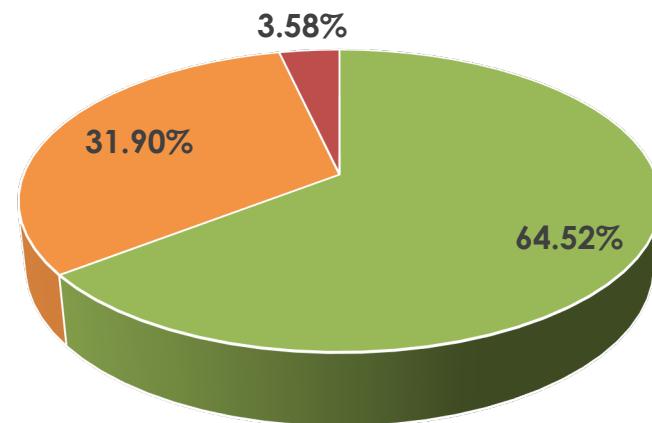
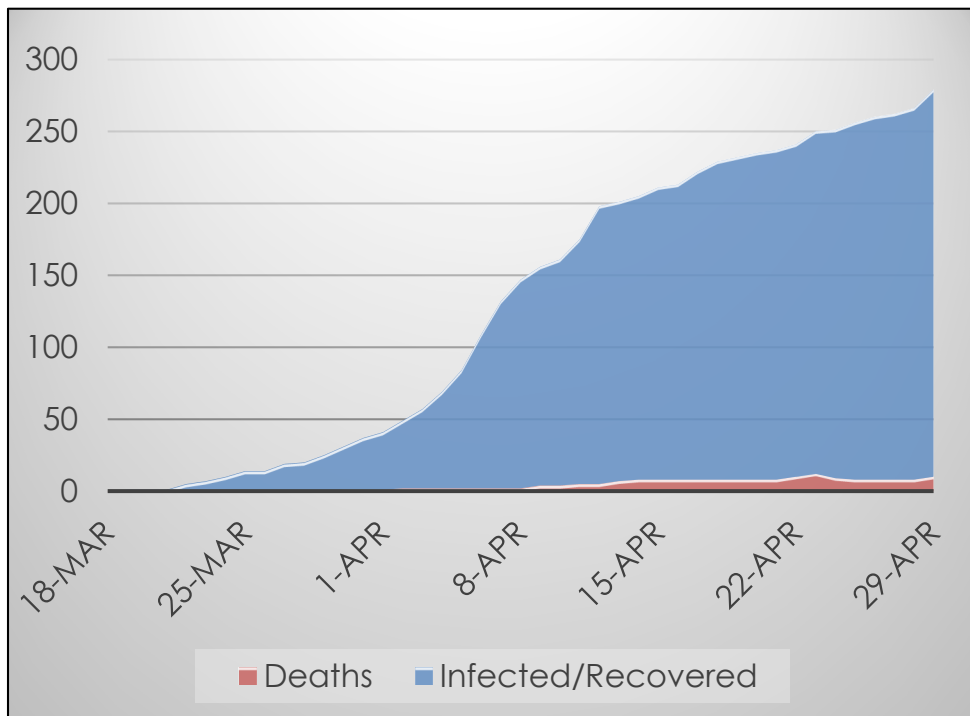


# Dayton/Montgomery County



## Data at a Glance

Confirmed Cases:	279
Hospitalizations:	89
Recoveries:	Not Reported
Deaths:	10



- Infected
- Hospitalized
- Recovered - Not Reported
- Deceased

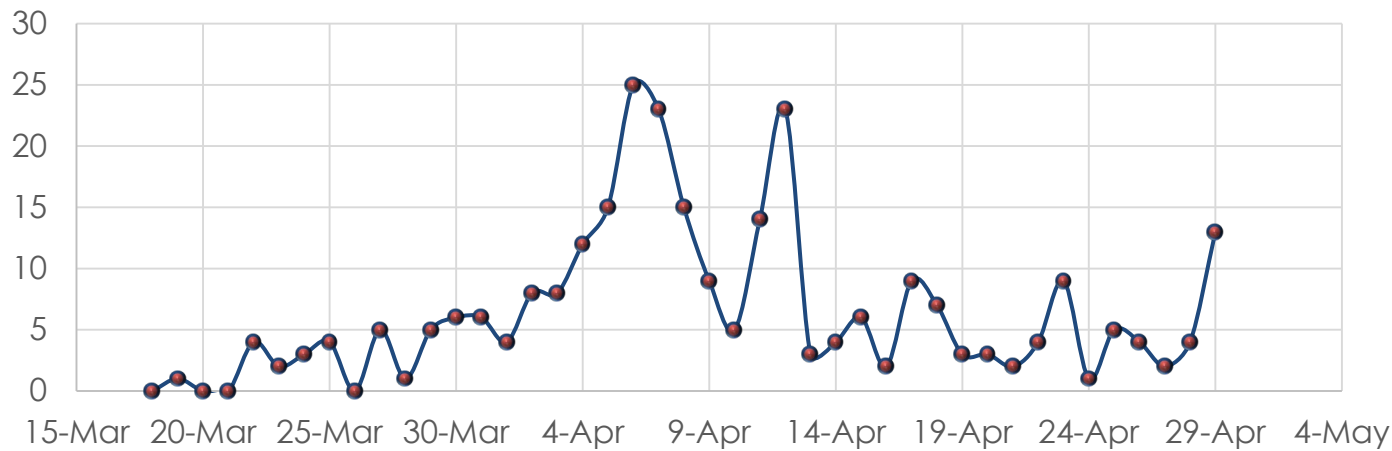


\* On 24-Apr Montgomery County removed three deaths from their official tally and an additional 1 on 25-Apr.

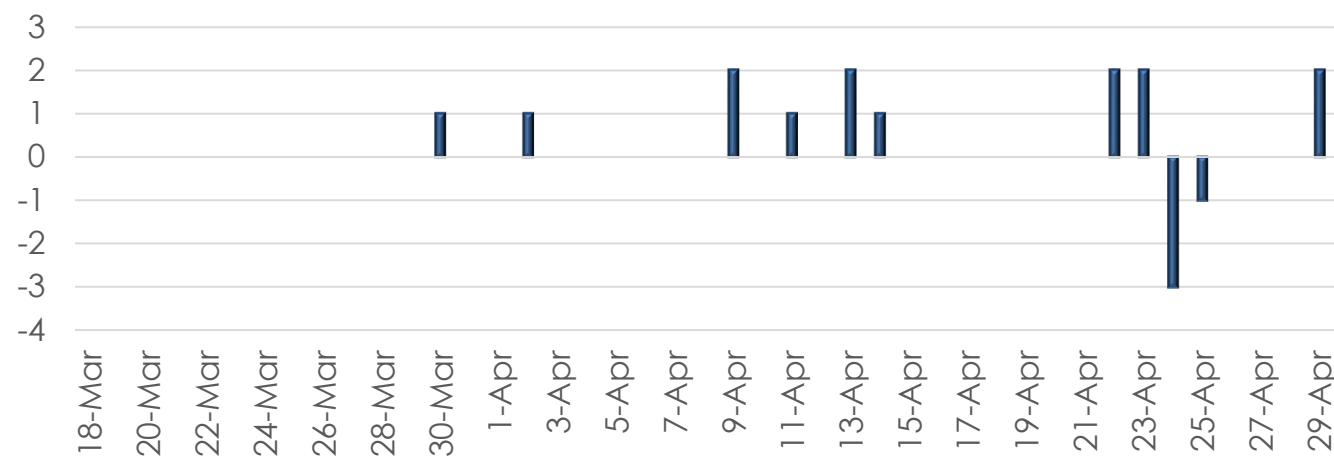
# Dayton/Montgomery County



### Daily Case Growth Rate



### Deaths by Day



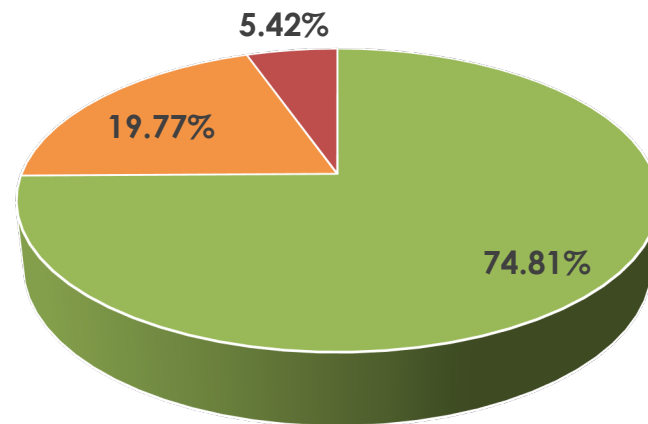
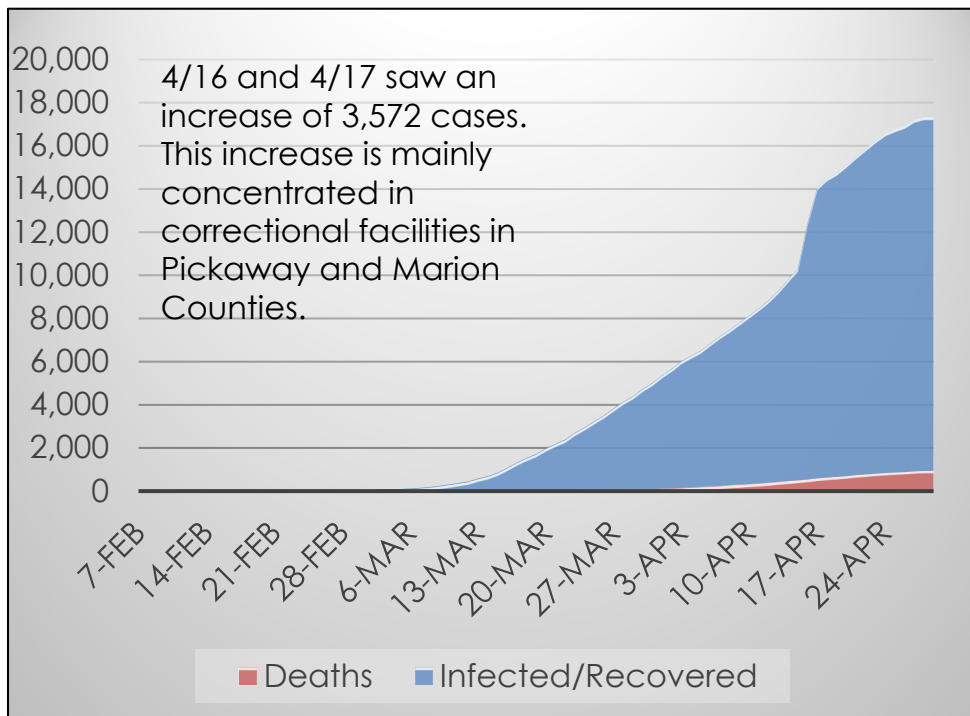

\* On 24-Apr Montgomery County removed three deaths from their official tally



# State of Ohio

## Data at a Glance

Confirmed Cases:	17,303
Hospitalizations:	3,421
Recoveries:	Not Reported
Deaths:	937




- Infected
- Hospitalized
- Recovered - Not Reported
- Deceased

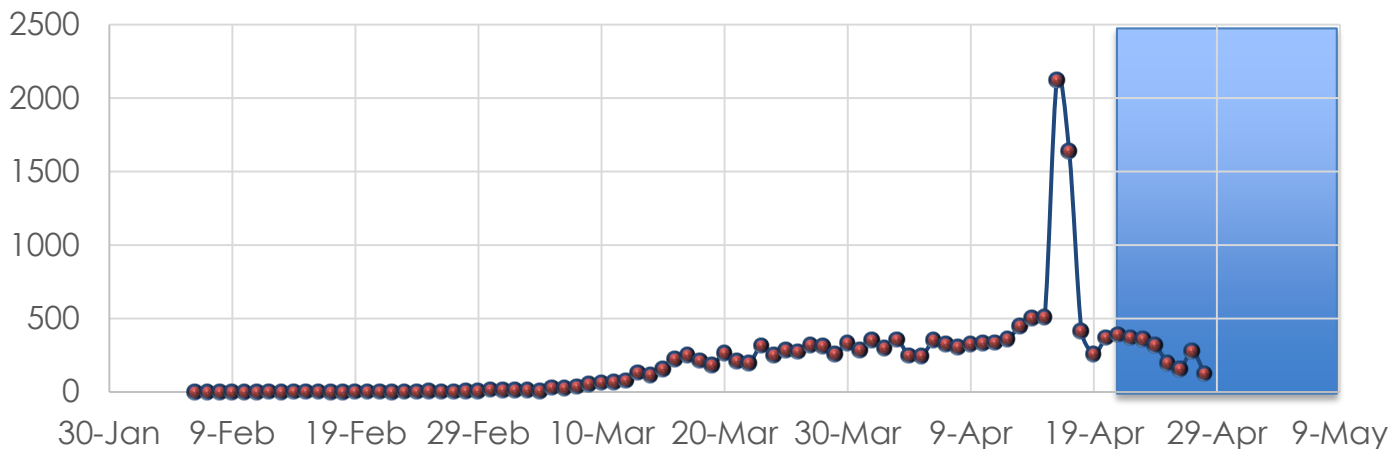
Note: Ohio re-updates all previous days information with new data. Though much more accurate will cause differences in how the epidemiological curve presents.



# State of Ohio



## Daily Case Growth Rate

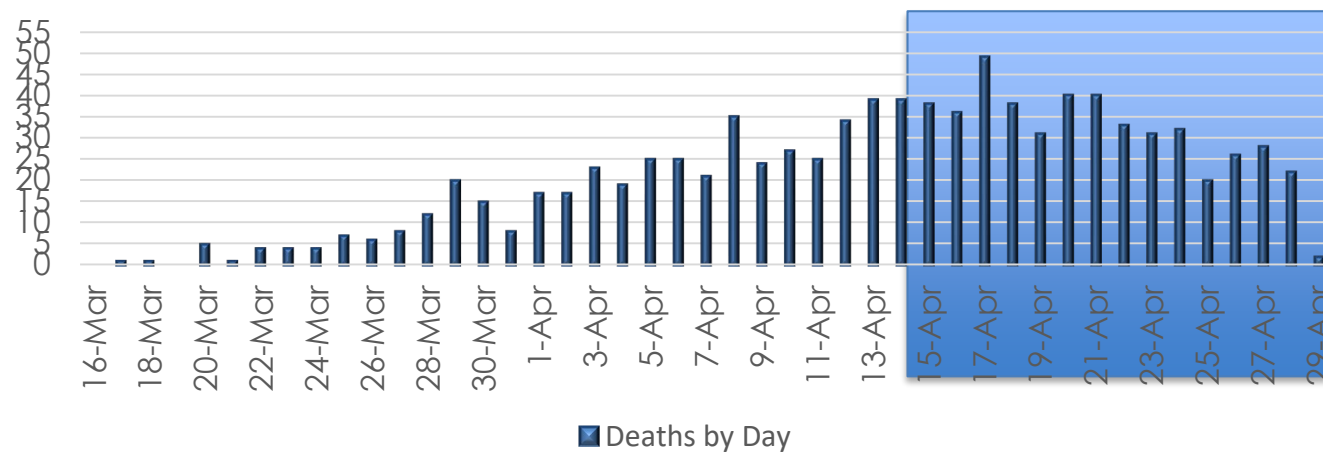


4/16 and 4/17 saw an increase of 3,572 cases. This increase is mainly concentrated in correctional facilities in Pickaway and Marion Counties.

The State of Ohio changed reporting standard around 12-Apr to include suspected cases.

Area in blue preliminary data due by reporting lag.

## Deaths by Day



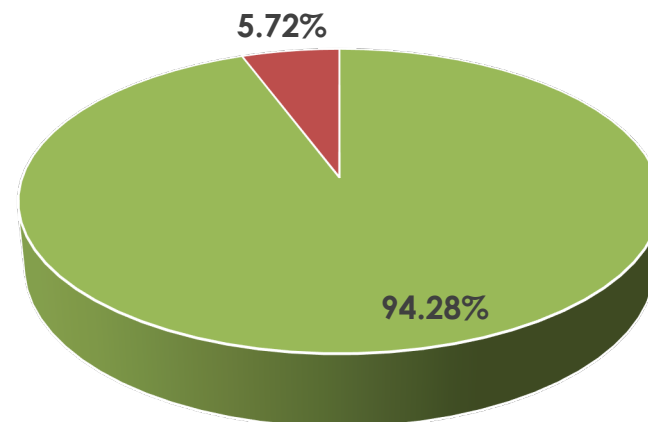
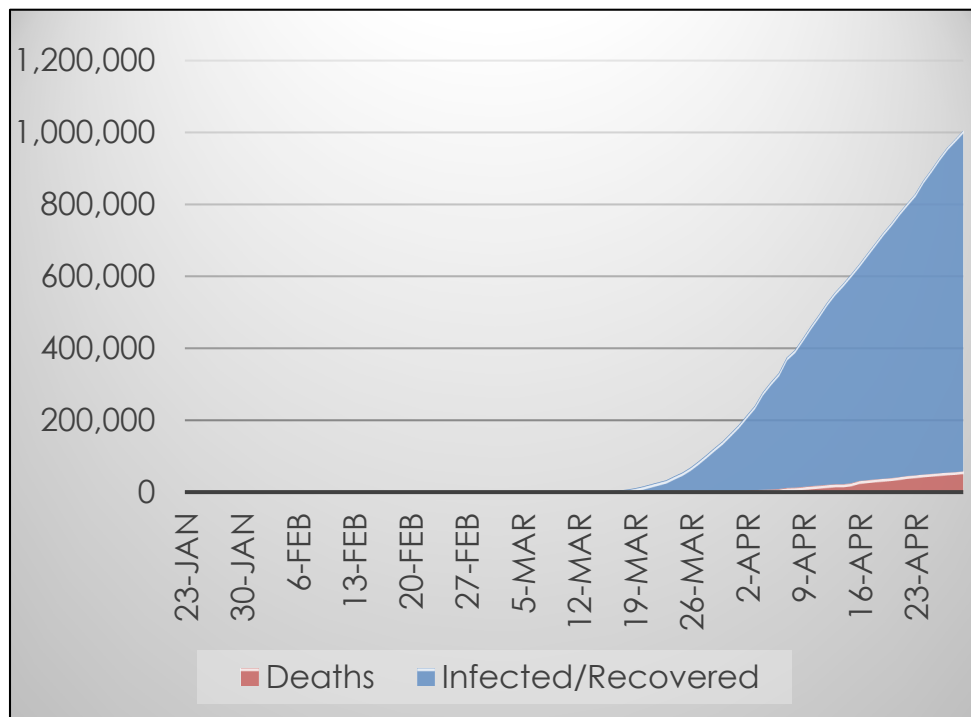

■ Deaths by Day



# The United States

## Data at a Glance


Confirmed Cases: 1,005,147  
Recoveries: Not Reported  
Deaths: 57,505



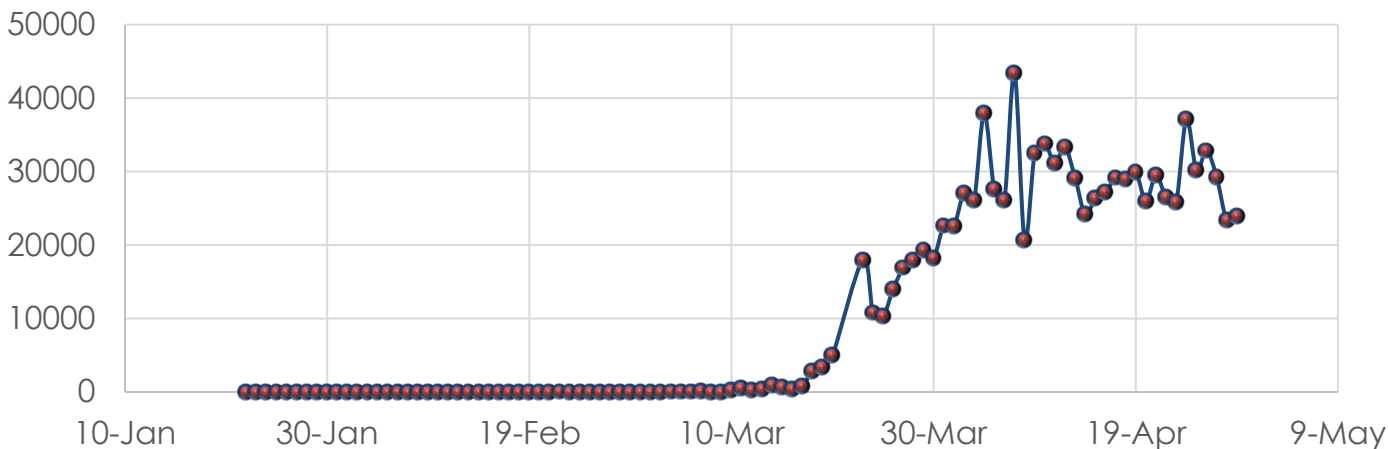
- Infected
- Recovered - Not Reported
- Deceased



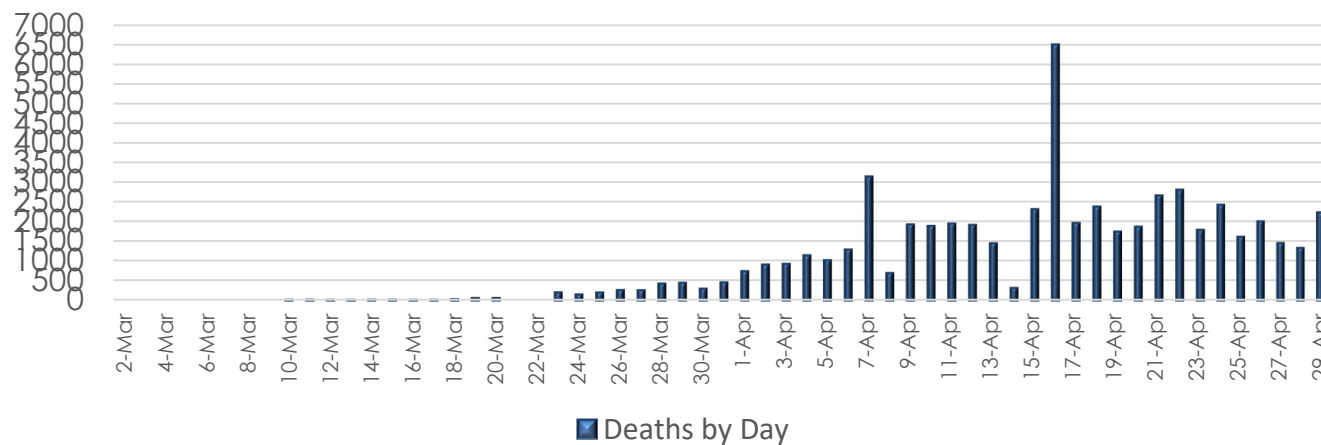
# The United States



## Daily Case Growth Rate



## Deaths by Day



On 16-Apr the CDC started tracking "suspected" deaths in their statistics causing the spike in reported fatalities





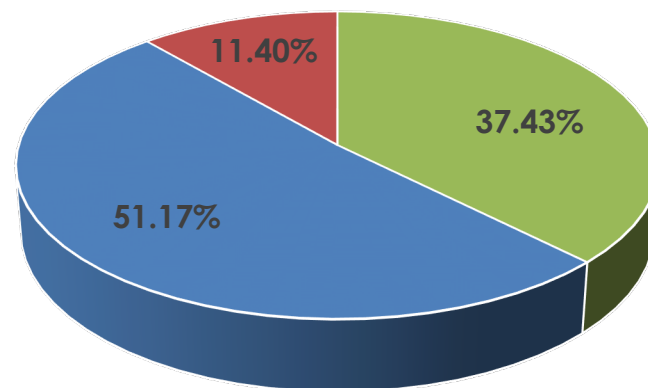
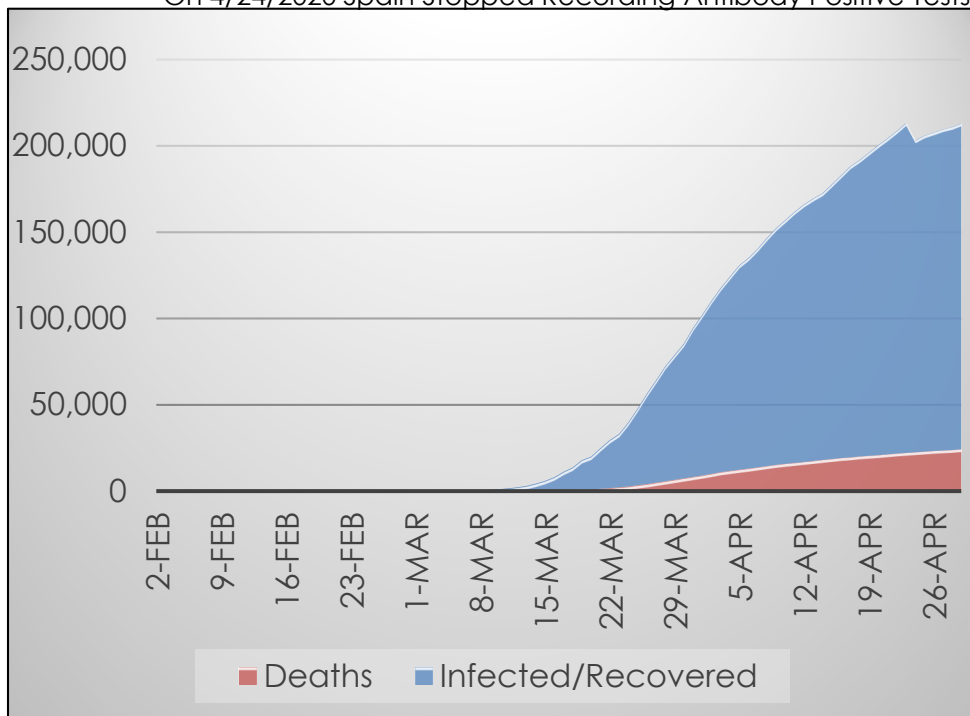
# Spain

## Data at a Glance

Confirmed Cases: 212,917  
Recoveries: 108,947  
Deaths: 24,275



\* On 4/24/2020 Spain Stopped Recording Antibody Positive Tests



- Infected
- Recovered
- Deceased

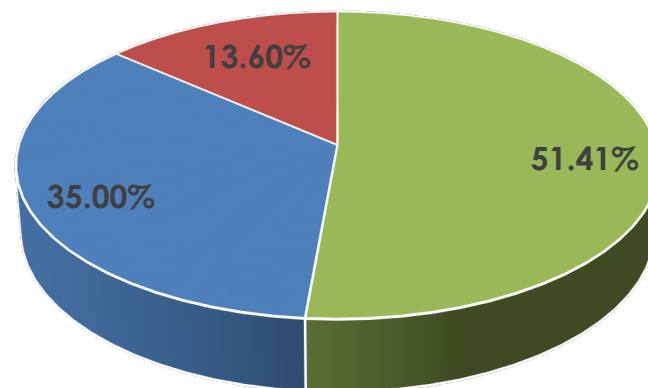
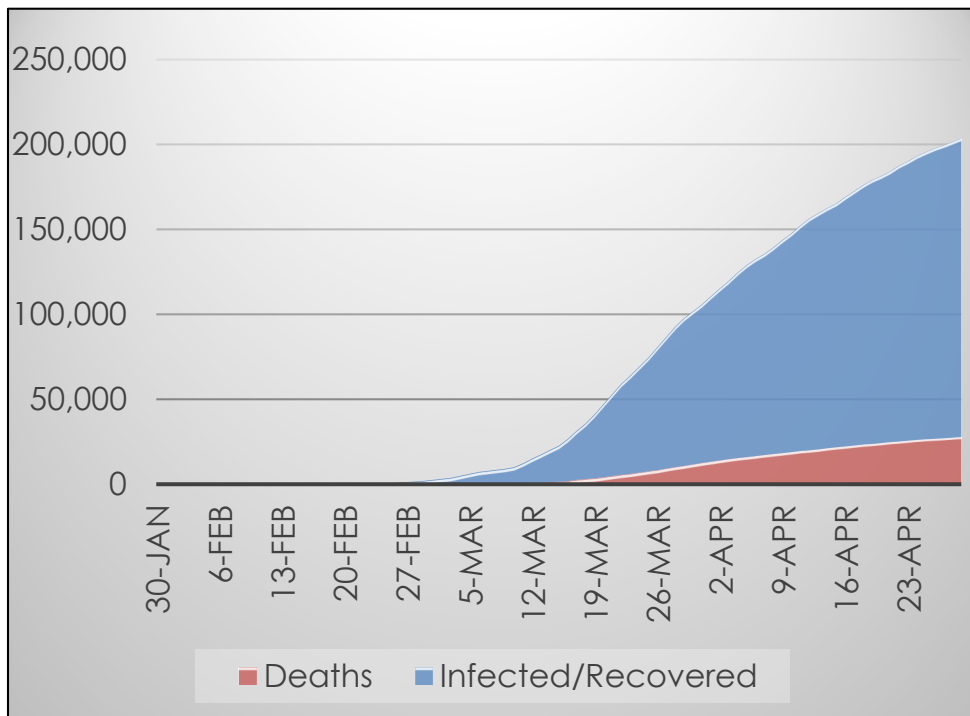


# Italy



## Data at a Glance

Confirmed Cases: 203,591  
Recoveries: 71,252  
Deaths: 27,682



- Infected
- Recovered
- Deceased



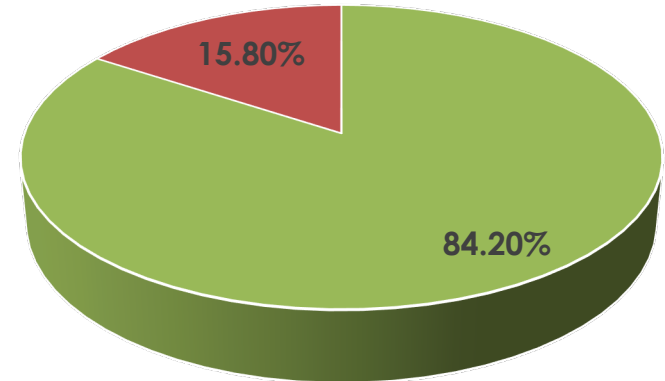
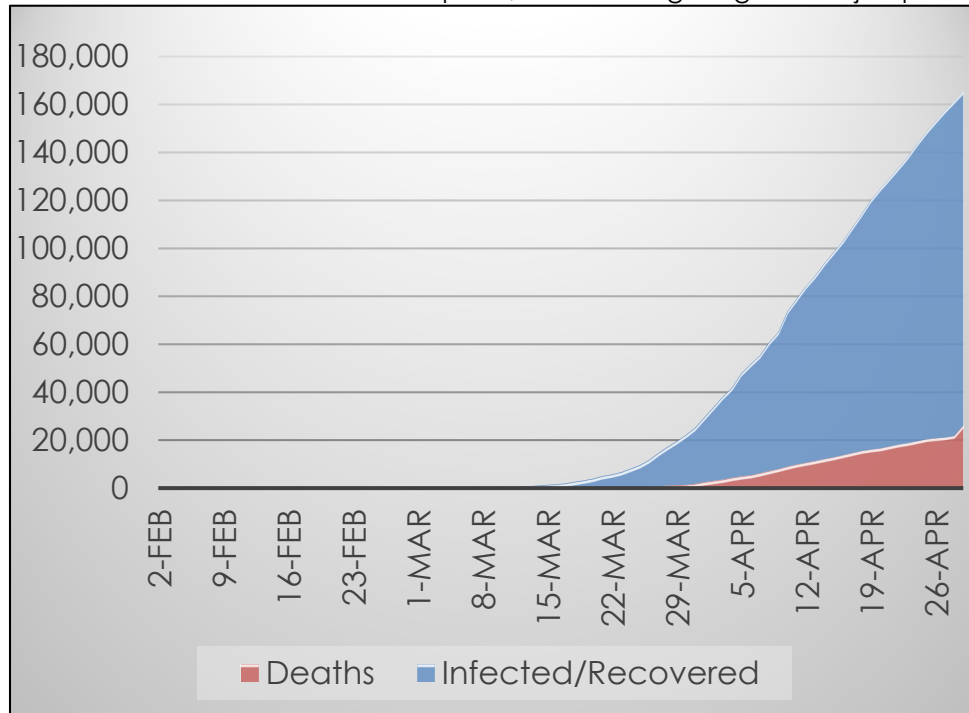
# The United Kingdom

## Data at a Glance

Confirmed Cases: 165,221  
Recoveries: Not Reported  
Deaths: 26,097



\* On 29-Apr-2020 the U.K. changed their death reporting process to include deaths outside of hospitals, thus causing a significant jump



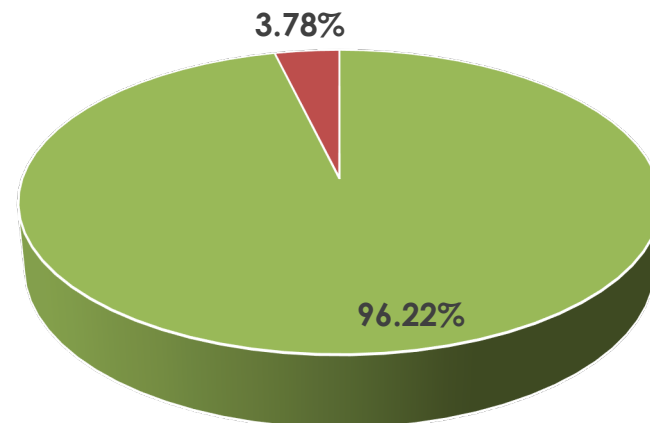
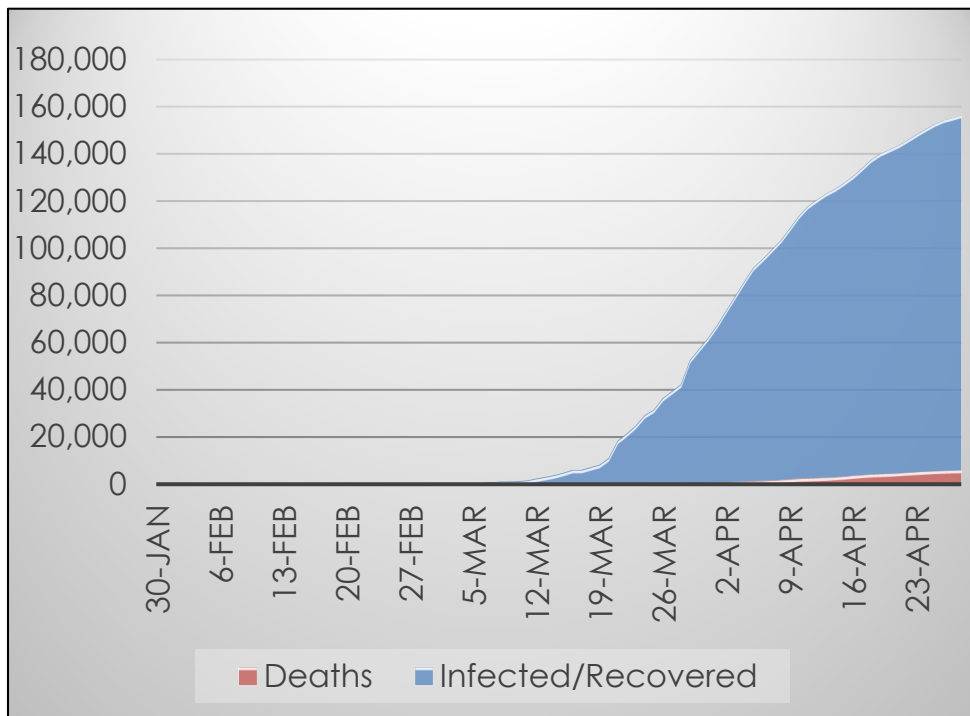
- Infected
- Recovered - Not Reported
- Deceased



# Germany

## Data at a Glance

Confirmed Cases: 156,337  
Recoveries: Not Reported  
Deaths: 5,913



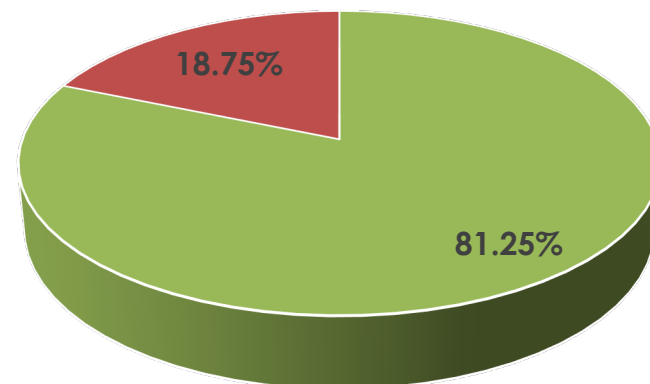
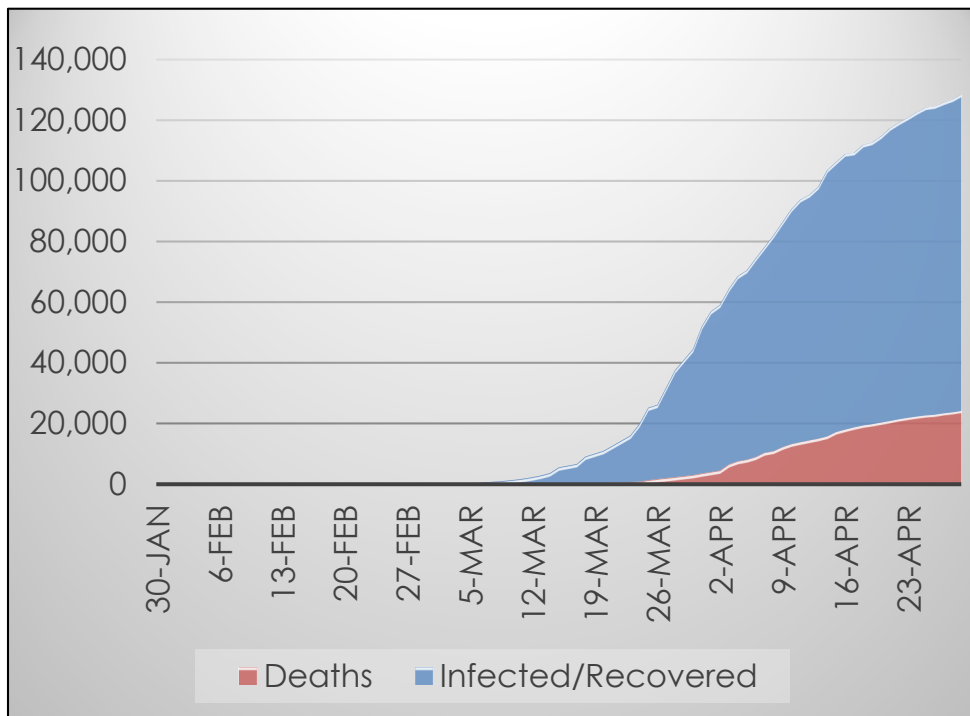

- Infected
- Recovered - Not Reported
- Deceased



# France

## Data at a Glance

Confirmed Cases: 128,442  
Recoveries: Not Reported  
Deaths: 24,087



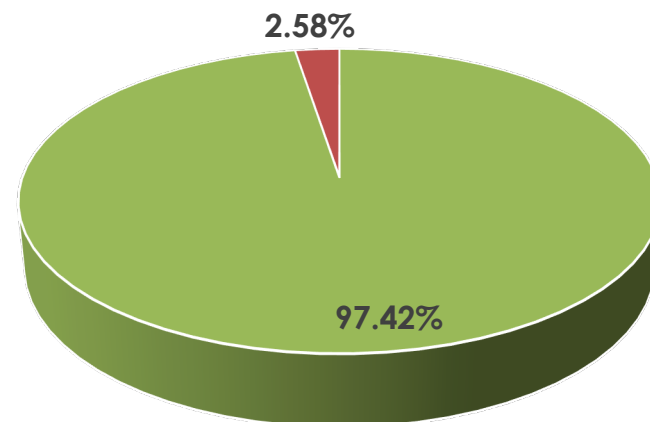
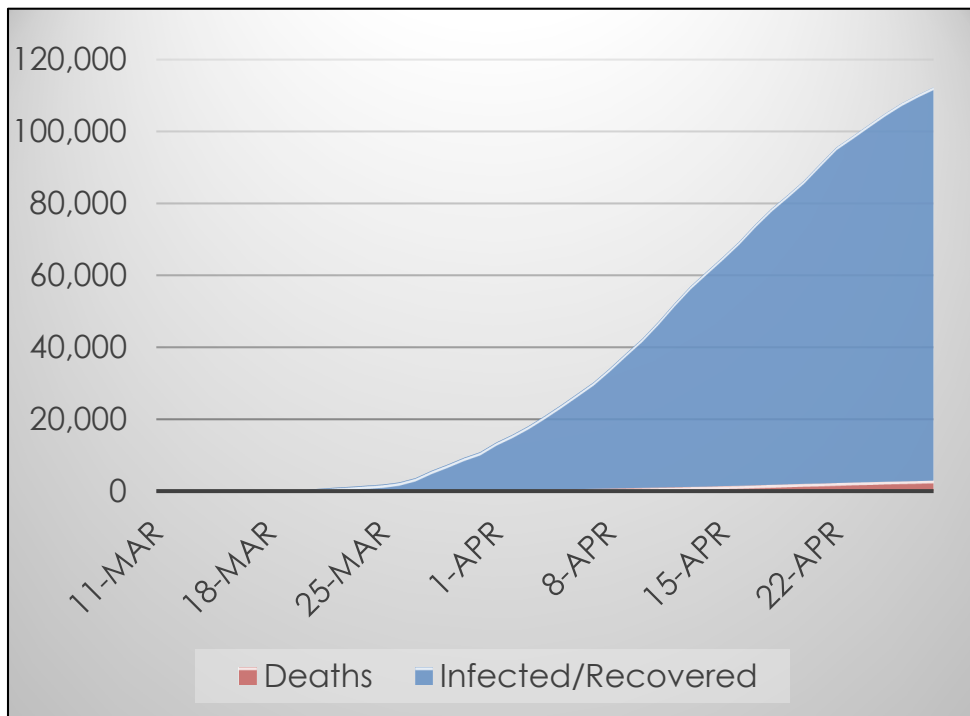
- Infected
- Recovered - Not Reported
- Deceased



# Turkey

## Data at a Glance

Confirmed Cases: 112,261  
Recoveries: Not Reported  
Deaths: 2,900



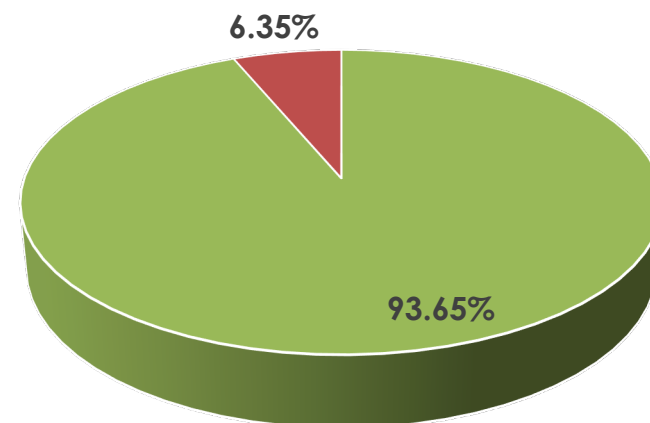
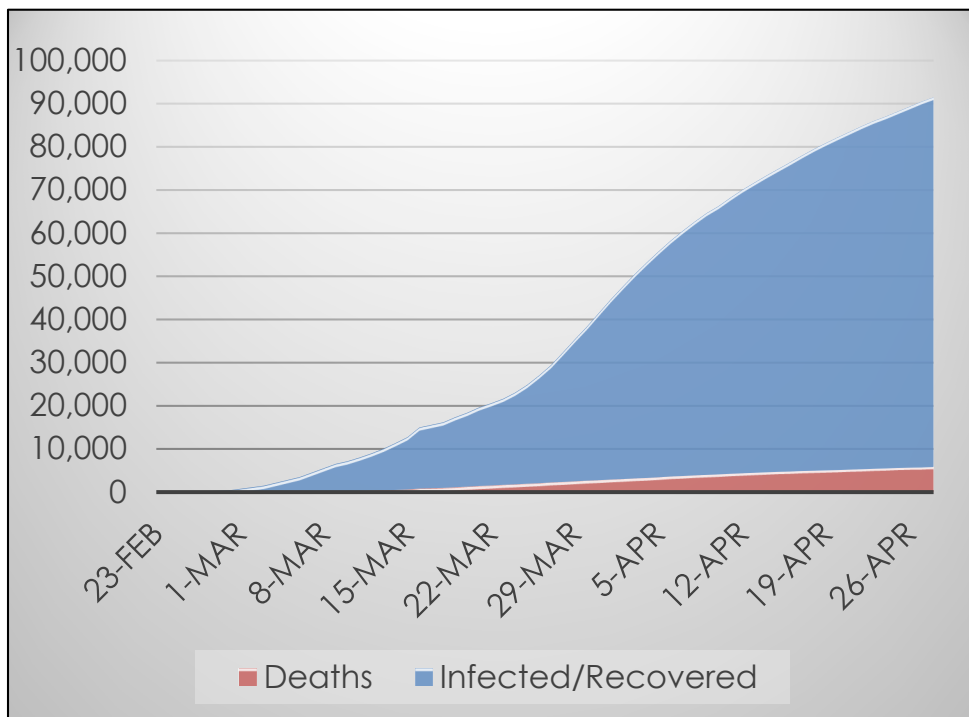

- Infected
- Recovered - Not Reported
- Deceased



# Iran

## Data at a Glance

Confirmed Cases: 91,472  
Recoveries: Not Reported  
Deaths: 5,806



- Infected
- Recovered - Not Reported
- Deceased

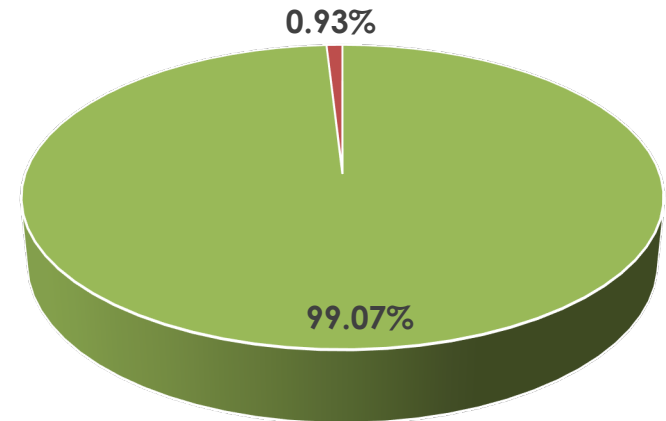
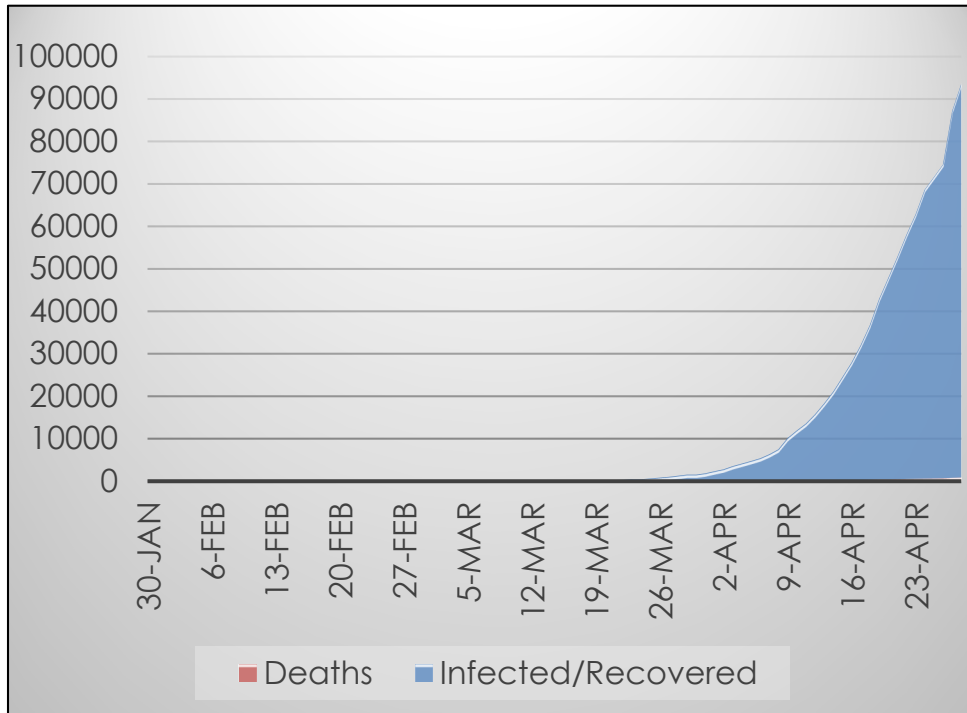


# Russia

## Data at a Glance



Confirmed Cases: 93,558  
Recoveries: Not Reported  
Deaths: 867



- Infected
- Recovered - Not Reported
- Deceased

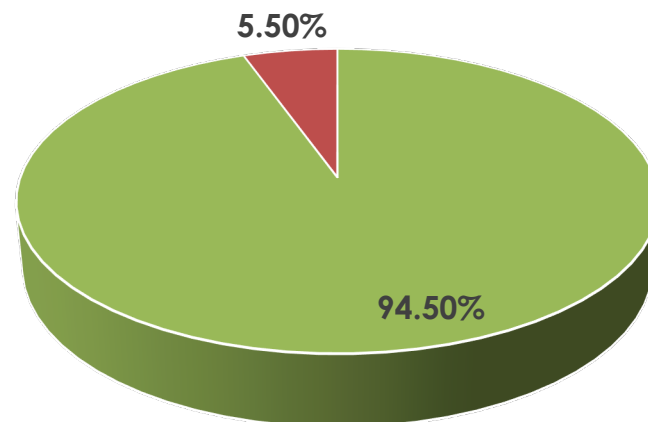
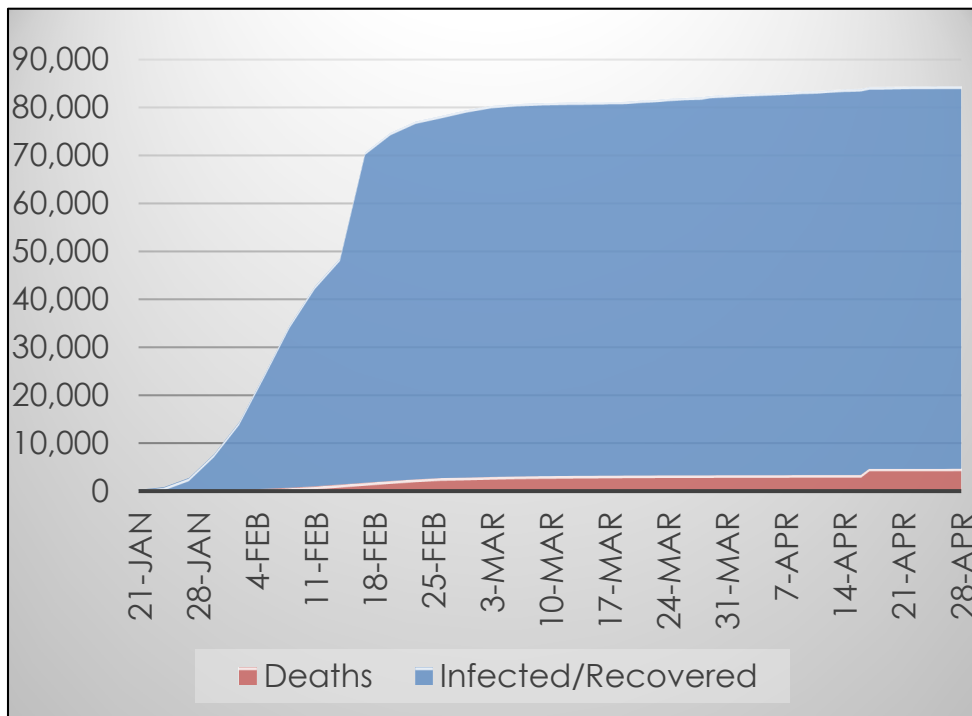




# China

## Data at a Glance

Confirmed Cases: 84,347  
Recoveries: Not Reported  
Deaths: 4,643



- Infected
- Recovered - Not Reported
- Deceased

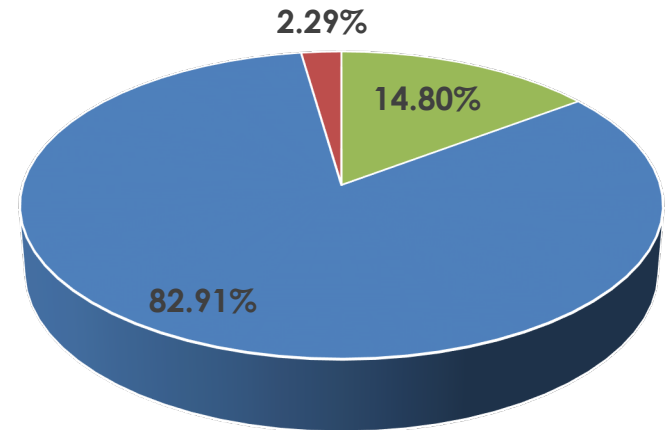
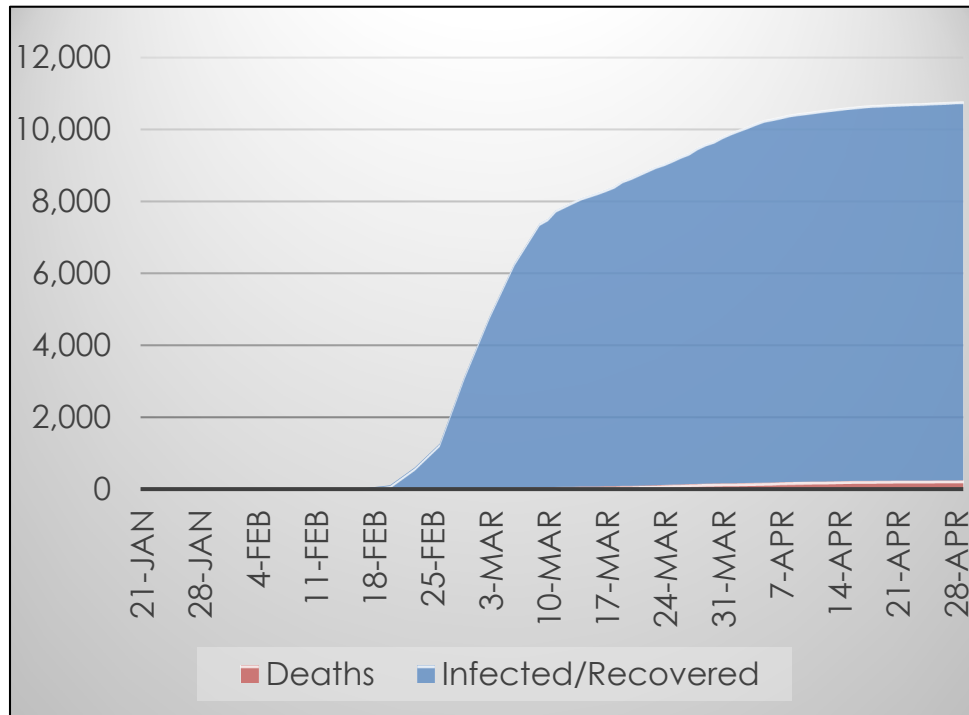
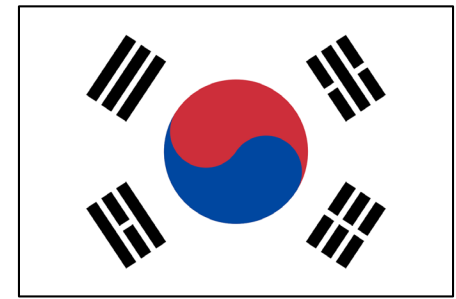
NOTE: On 17-April China Revised their Mortality Estimates



# South Korea

## Data at a Glance

Confirmed Cases: 10,761  
Recoveries: 8,922  
Deaths: 246



- Infected
- Recovered
- Deceased



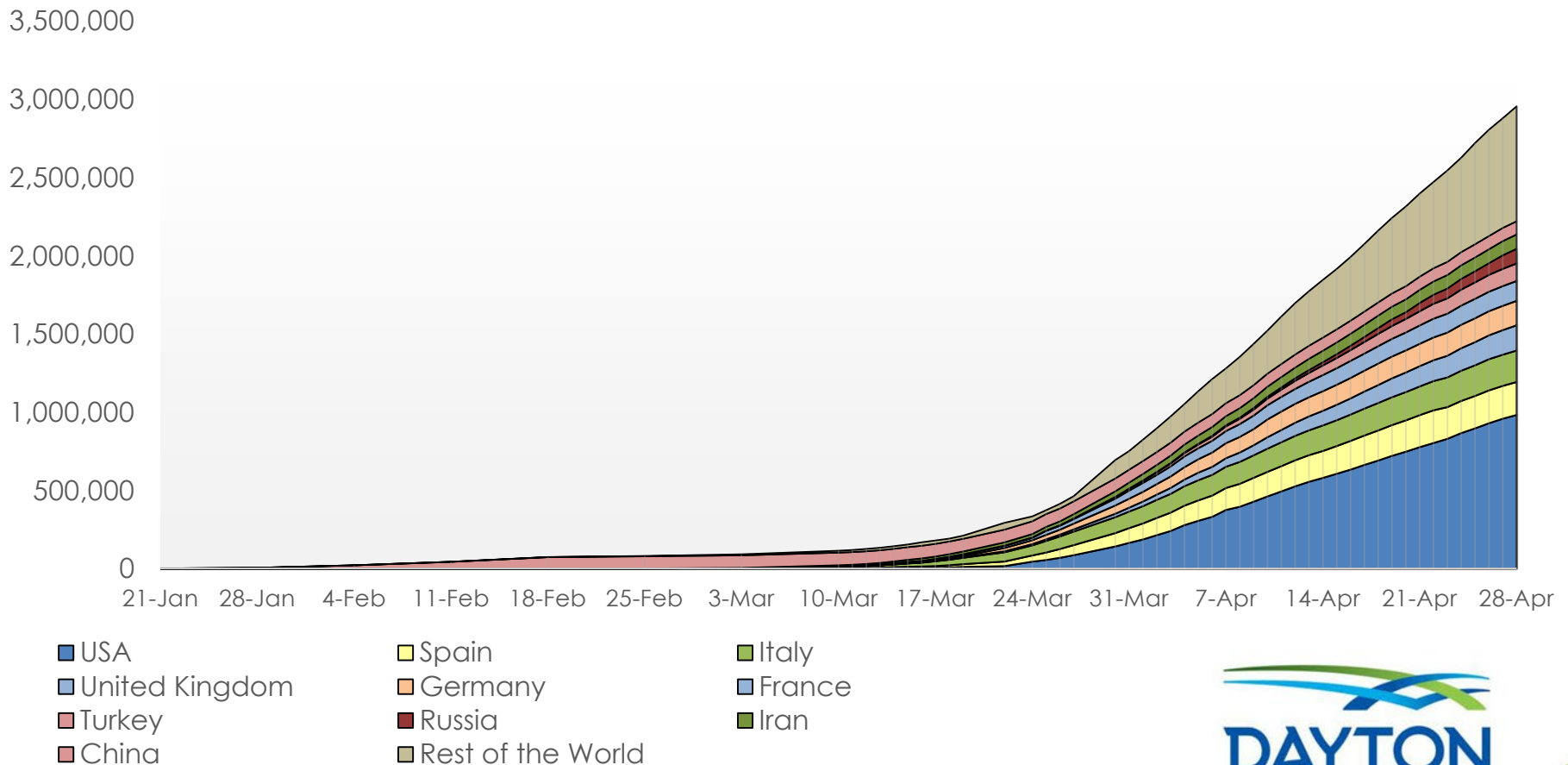
# World Summary

## Data at a Glance

Confirmed Cases: 2,954,222  
 Deaths: 202,597  
 International Mortality 6.86%

## Countries Over 50,000 (as of yesterday)

USA	981,246	Spain	210,773
Italy	201,505	The UK	161,145
Germany	156,337	France	126,835
Turkey	112,261	Iran	91,472
Russia	93,558	China	84,347



**Source:** WHO Situation Report or the Nations' National Health Service  
**NOTE:** Some Counts are Delayed at Least One Day

# Current Disease Prevalence and Estimated Recovery/Mortality Rates (Countries Over 10,000 Cases)

Country	Population	Previous Cases	New Cases	Confirmed Cases	% Increase	Recovered	Recovery Percentage	Deaths	Mortality Estimate	Contact Percentage
USA	331,002,651	981,246	23,901	1,005,147	2.44%	Not Reported	Not Reported	57,505	5.7211%	0.303667%
Spain	46,754,778	210,773	2,144	212,917	1.02%	108,947	51.17%	24,275	11.4012%	0.455391%
Italy	60,461,826	201,505	2,086	203,591	1.04%	71,252	35.00%	27,682	13.5969%	0.336727%
United Kingdom	67,886,011	161,145	4,076	165,221	2.53%	Not Reported	Not Reported	26,097	15.7952%	0.243380%
Germany	83,783,942	155,193	1,144	156,337	0.74%	Not Reported	Not Reported	5,913	3.7822%	0.186595%
France	65,273,511	126,835	1,607	128,442	1.27%	Not Reported	Not Reported	24,087	18.7532%	0.196775%
Turkey	84,086,339	110,130	2,131	112,261	1.93%	Not Reported	Not Reported	2,900	2.5833%	0.133507%
Russia	145,918,773	87,147	6,411	93,558	7.36%	Not Reported	Not Reported	867	0.9267%	0.064116%
Iran	83,992,949	90,481	991	91,472	1.10%	Not Reported	Not Reported	5,806	6.3473%	0.108904%
China	1,439,323,776	84,341	6	84,347	0.01%	Not Reported	Not Reported	4,643	5.5046%	0.005860%
Brazil	212,145,978	58,509	3,379	61,888	5.78%	Not Reported	Not Reported	4,205	6.7945%	0.029172%
Canada	37,742,154	45,778	1,538	47,316	3.36%	Not Reported	Not Reported	2,617	5.5309%	0.125366%
Belgium	11,589,623	46,134	553	46,687	1.20%	Not Reported	Not Reported	7,207	15.4368%	0.402835%
Netherlands	17,134,872	37,845	400	38,245	1.06%	Not Reported	Not Reported	4,518	11.8133%	0.223200%
India	1,376,900,160	27,892	1,543	29,435	5.53%	Not Reported	Not Reported	934	3.1731%	0.002138%
Switzerland	8,654,622	28,978	103	29,081	0.36%	Not Reported	Not Reported	1,352	4.6491%	0.336017%
Peru	32,870,710	25,331	2,186	27,517	8.63%	Not Reported	Not Reported	728	2.6456%	0.083713%
Portugal	10,205,078	23,864	163	24,027	0.68%	Not Reported	Not Reported	928	3.8623%	0.235442%
Ecuador	17,567,751	22,719	521	23,240	2.29%	Not Reported	Not Reported	663	2.8528%	0.132288%
Ireland	4,922,413	19,262	386	19,648	2.00%	Not Reported	Not Reported	1,102	5.6087%	0.399154%
Sweden	10,099,265	18,640	286	18,926	1.53%	Not Reported	Not Reported	2,274	12.0152%	0.187400%
Saudi Arabia	34,662,835	17,522	1,289	18,811	7.36%	Not Reported	Not Reported	144	0.7655%	0.054268%
Israel	8,617,452	15,398	68	15,466	0.44%	Not Reported	Not Reported	202	1.3061%	0.179473%
Austria	9,006,398	15,189	67	15,256	0.44%	Not Reported	Not Reported	549	3.5986%	0.169391%
Mexico	128,670,384	13,842	835	14,677	6.03%	Not Reported	Not Reported	1,351	9.2049%	0.011407%
Sinapore	5,850,342	13,624	799	14,423	5.86%	Not Reported	Not Reported	14	0.0971%	0.246533%
Pakistan	219,699,443	13,328	587	13,915	4.40%	Not Reported	Not Reported	292	2.0985%	0.006334%
Chile	19,071,161	13,331	482	13,813	3.62%	Not Reported	Not Reported	198	1.4334%	0.072429%
Japan	126,476,461	13,385	191	13,576	1.43%	Not Reported	Not Reported	376	2.7696%	0.010734%
Belarus	9,449,889	10,463	1,745	12,208	16.68%	Not Reported	Not Reported	79	0.6471%	0.129187%
Poland	37,846,611	11,617	285	11,902	2.45%	Not Reported	Not Reported	562	4.7219%	0.031448%
Romania	19,269,357	11,036	303	11,339	2.75%	Not Reported	Not Reported	631	5.5649%	0.058845%
Qatar	2,881,053	10,287	957	11,244	9.30%	Not Reported	Not Reported	10	0.0889%	0.390274%
United Arab Emirates	9,890,402	10,349	490	10,839	4.73%	Not Reported	Not Reported	82	0.7565%	0.109591%
South Korea	51,269,185	10,752	9	10,761	0.08%	8,922	82.91%	246	2.2860%	0.020989%
<b>Totals/Averages</b>	<b>4,830,978,155</b>	<b>2,743,871</b>	<b>63,662</b>	<b>2,807,533</b>	<b>2.32%</b>	<b>Not Available</b>		<b>211,039</b>	<b>7.5169%</b>	<b>0.058115%</b>

\*\* Did not report \*\*



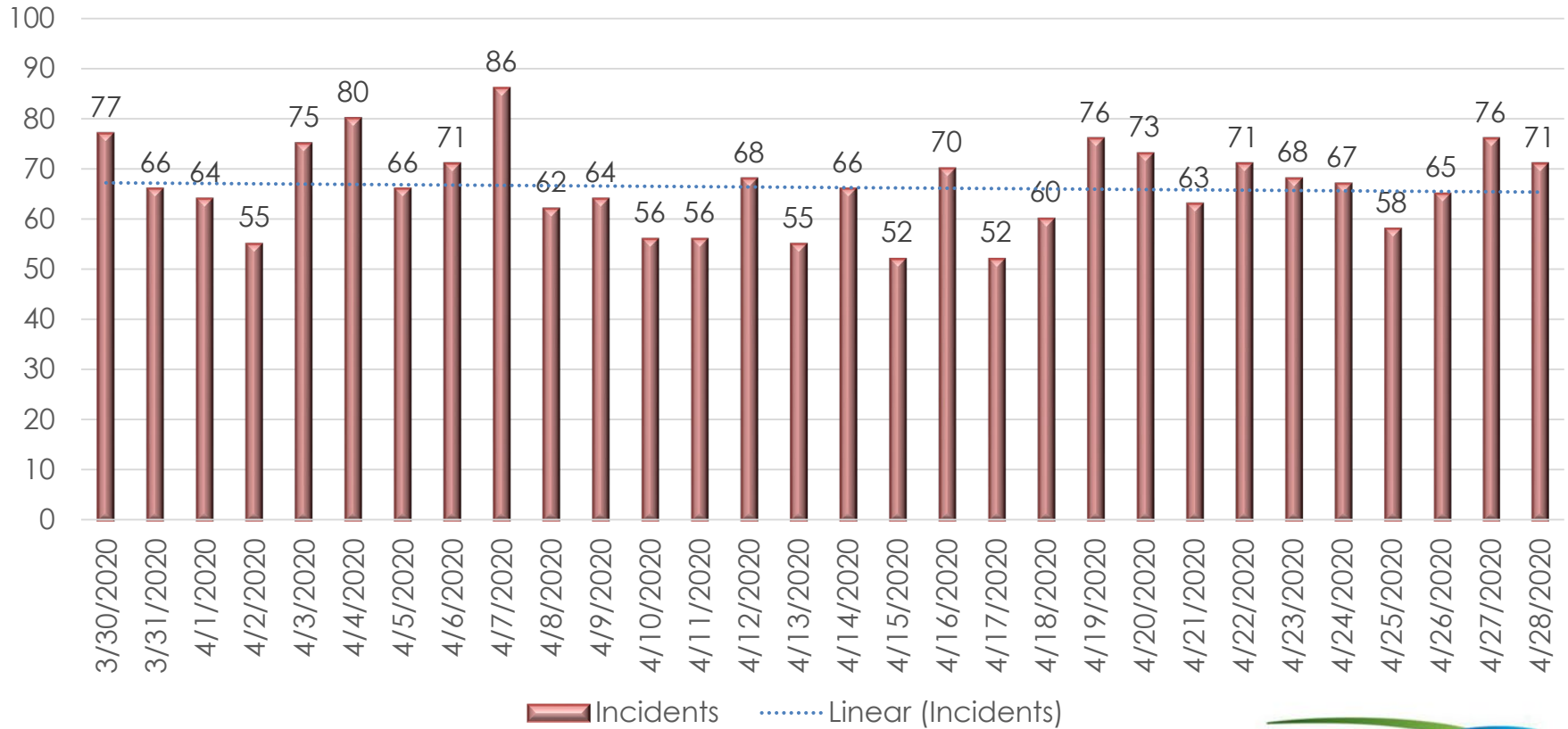
**Sources:** WHO Situation Report (Delayed One Day)  
Host Nations Public Health Departments

# Daily EMS Unit Utilization – Last 30 Days

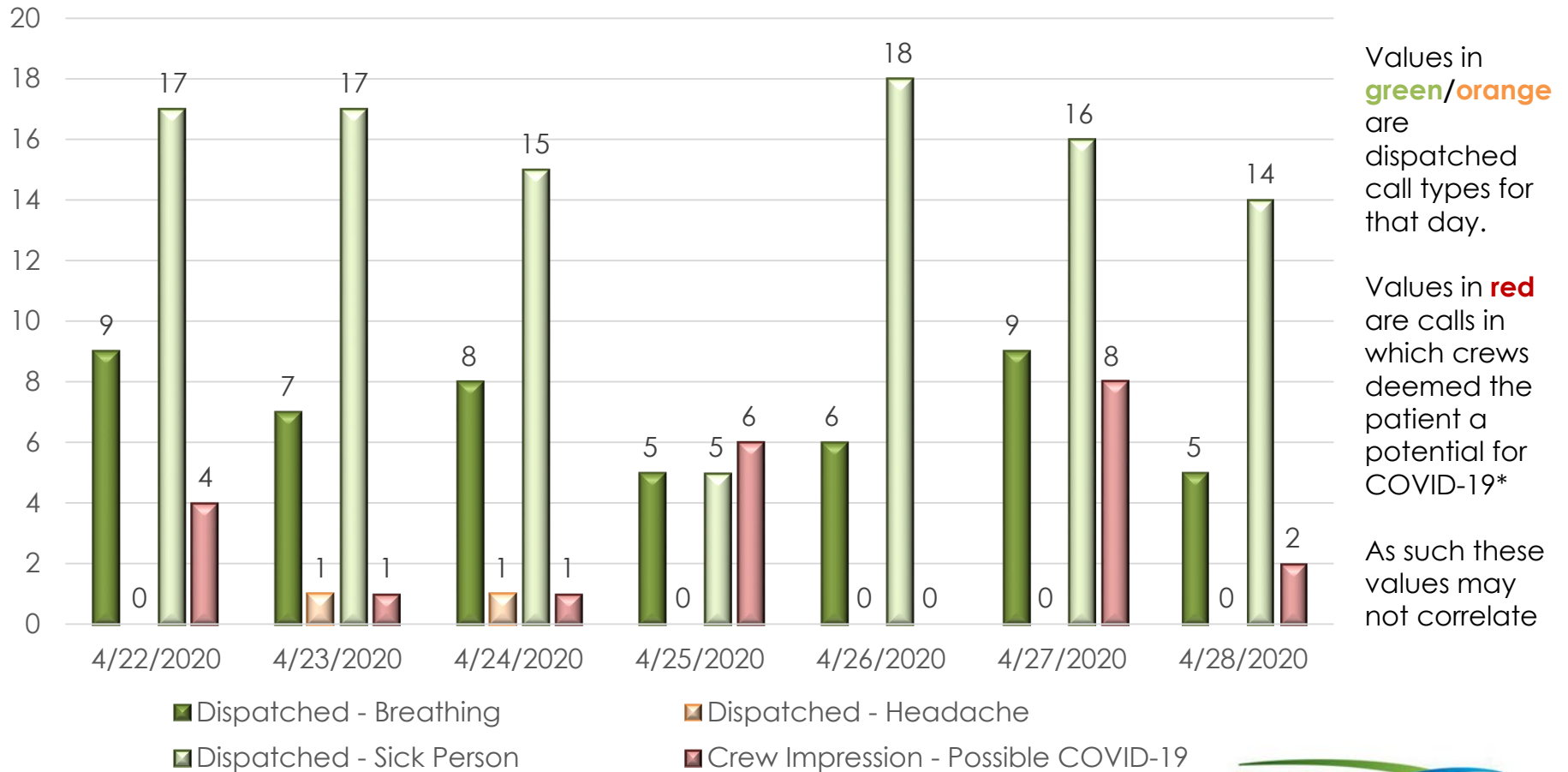
30-Day Average: 66.30 (EMS Only)

April 2019 Average: 79.10

Total Daily Incidents (Including Fire Calls): 79



# “Potential” Call Types and Crew Impressions - Last 7 Days



\* By crews listing COVID-19 as a primary or secondary impression or by completing the “Outbreak Screening” form in ESO.

# Non-Traumatic, Non-Transported Dead On Scene

30-Day, Daily Average = 1.23/day

30-Day, April 2019 = 0.73/day

2019 Overall Average = 1.14/day

