



DAYTON



DAYTON FIRE DEPARTMENT

COVID-19

Daily Statistical Update

Numbers Thru

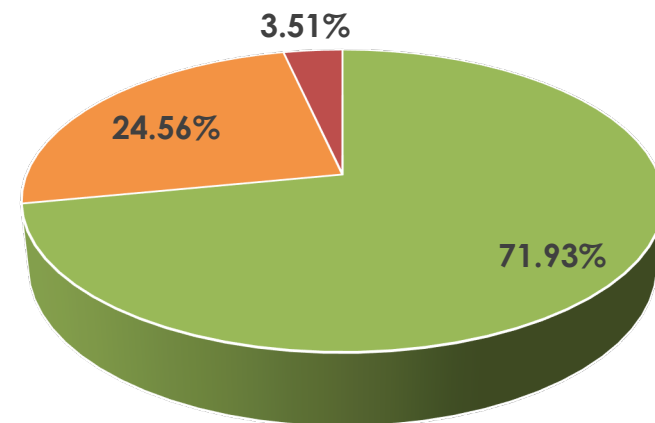
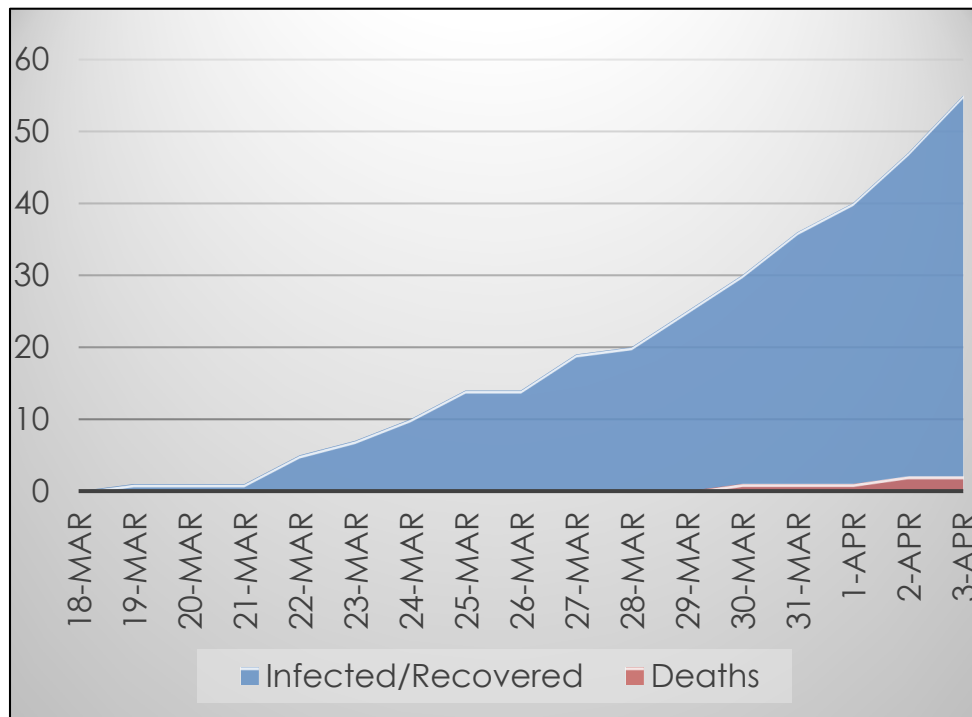
3-Apr-2020



Dayton/Montgomery County

Data at a Glance

Confirmed Cases: 57
Hospitalizations: 14
Recoveries: Not Reported
Deaths: 2



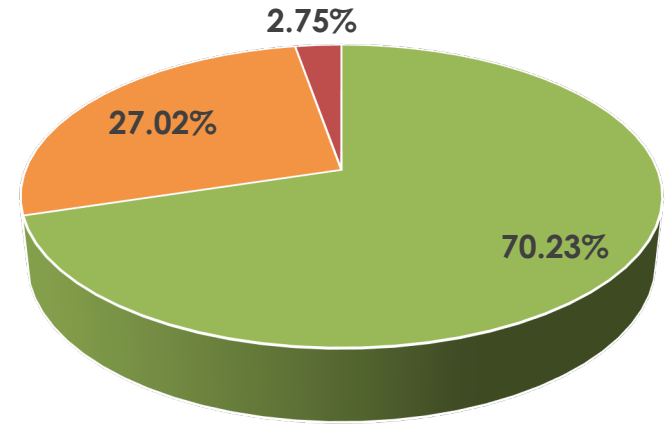
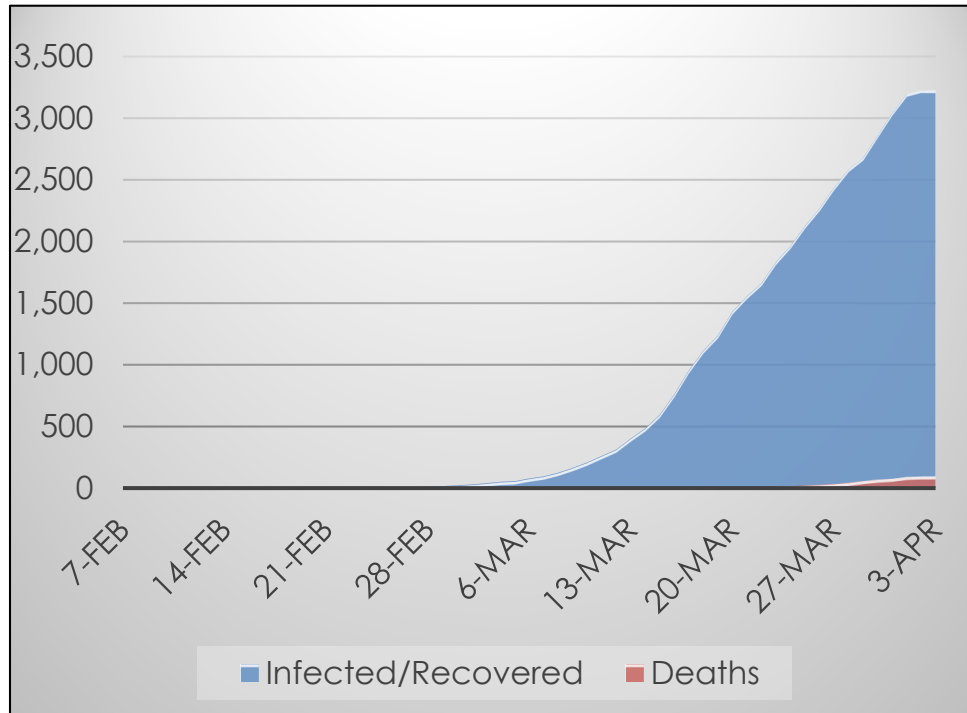

- Infected
- Hospitalized
- Recovered - Not Reported
- Deceased - None Reported



State of Ohio

Data at a Glance

Confirmed Cases:	3,312
Hospitalizations:	895
Recoveries:	Not Reported
Deaths:	91



- Infected
- Hospitalized
- Recovered - Not Reported
- Deceased

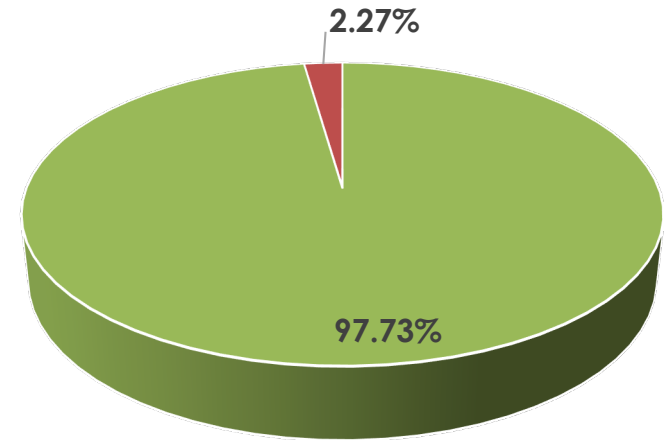

Note: Ohio re-updates all previous days information with new data. Though much more accurate will cause differences in how the epidemiological curve presents.



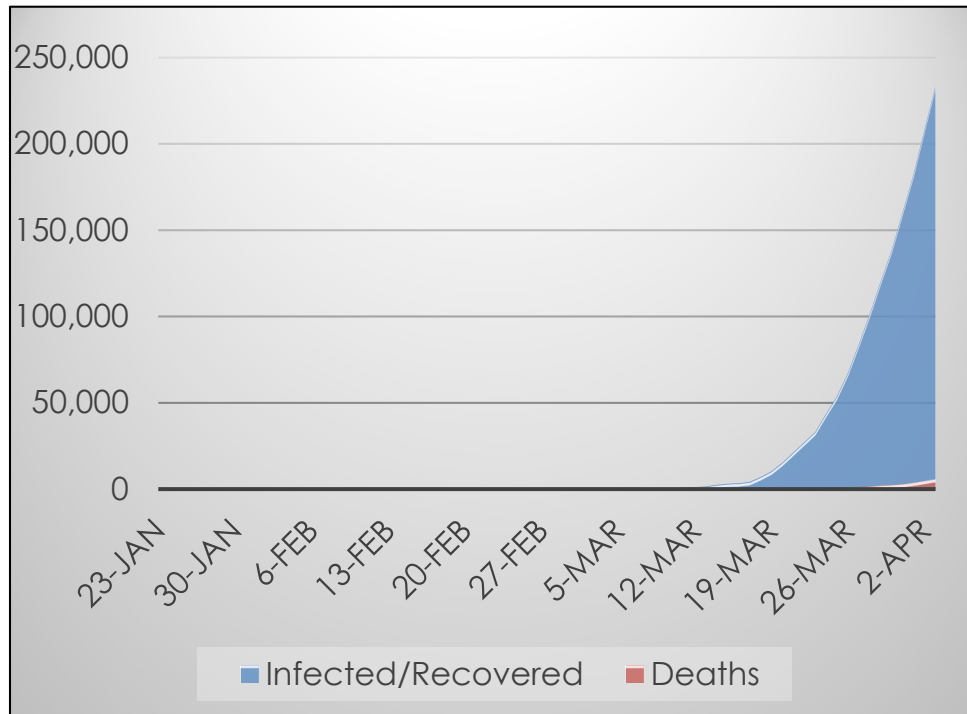
The United States

Data at a Glance

Confirmed Cases: 239,279
Hospitalizations: Not Reported
Recoveries: Not Reported
Deaths: 5,443



- Infected
- Hospitalized - Not Reported
- Recovered - Not Reported
- Deceased

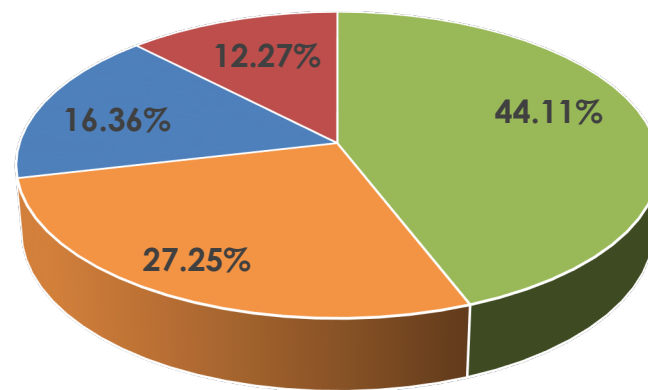
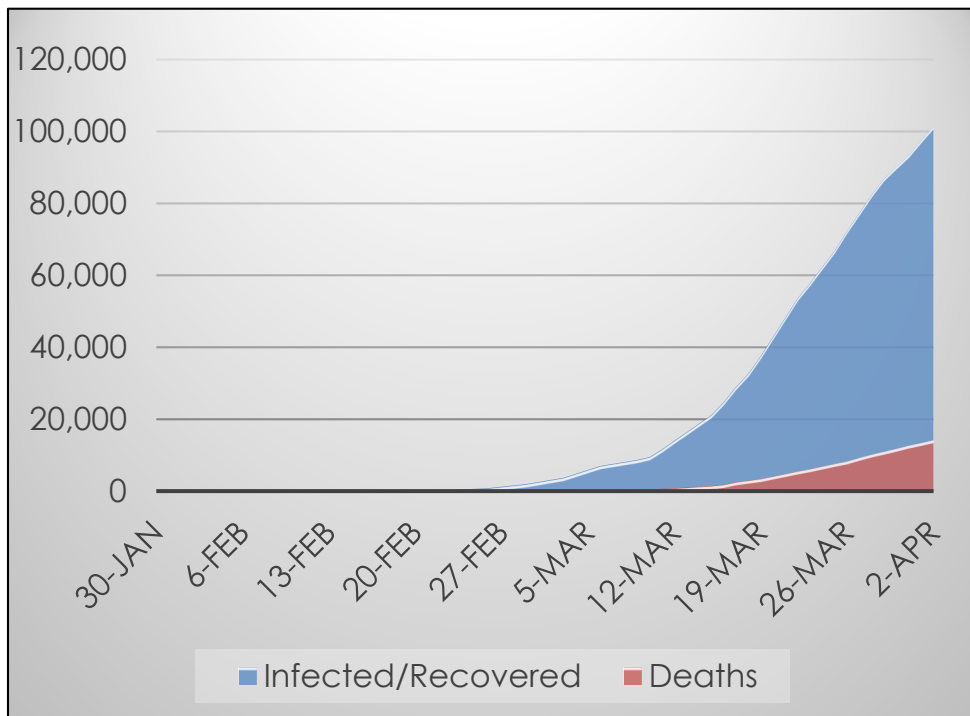


Italy



Data at a Glance

Confirmed Cases:	119,647
Hospitalizations:	32,609
Recoveries:	19,578
Deaths:	14,681



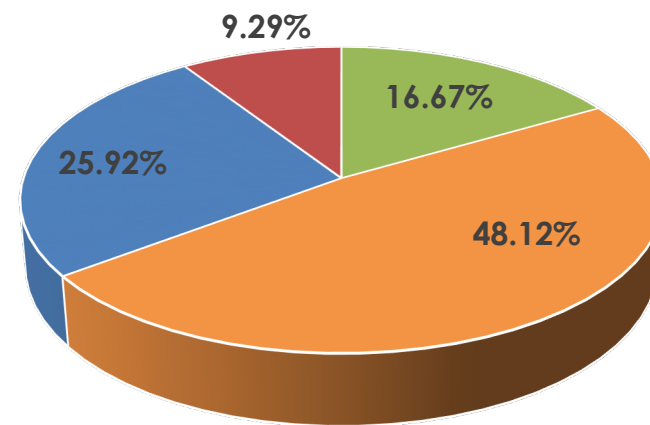
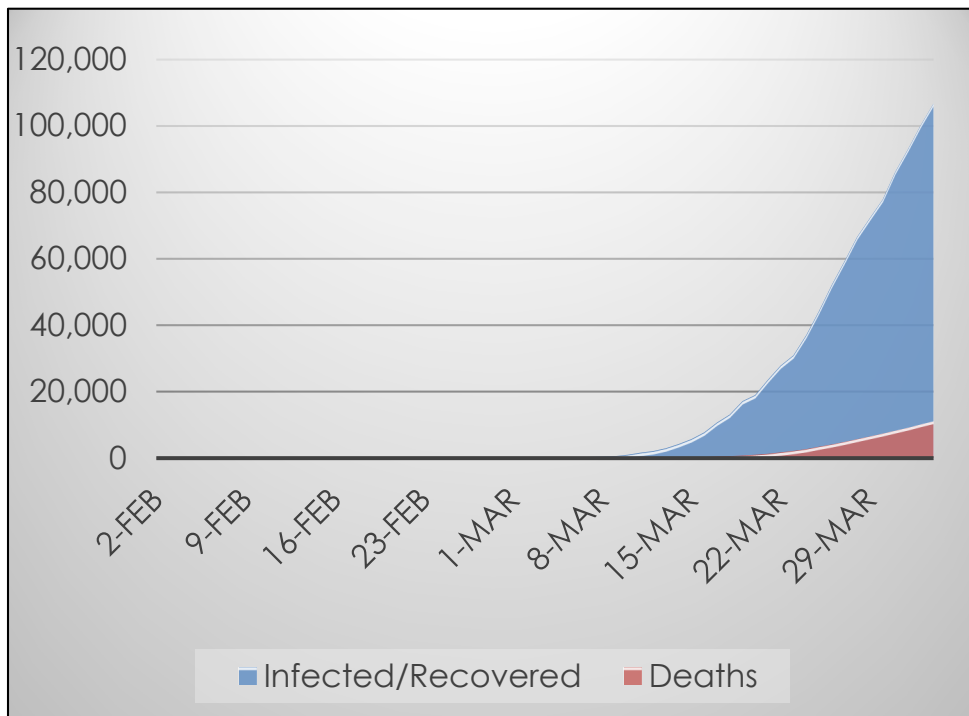
- Infected
- Hospitalized
- Recovered
- Deceased



Spain

Data at a Glance

Confirmed Cases: 117,710
Hospitalizations: 56,637
Recoveries: 30,513
Deaths: 10,935



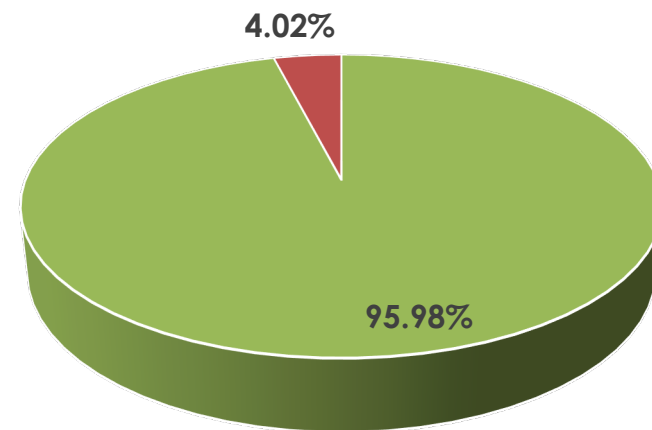
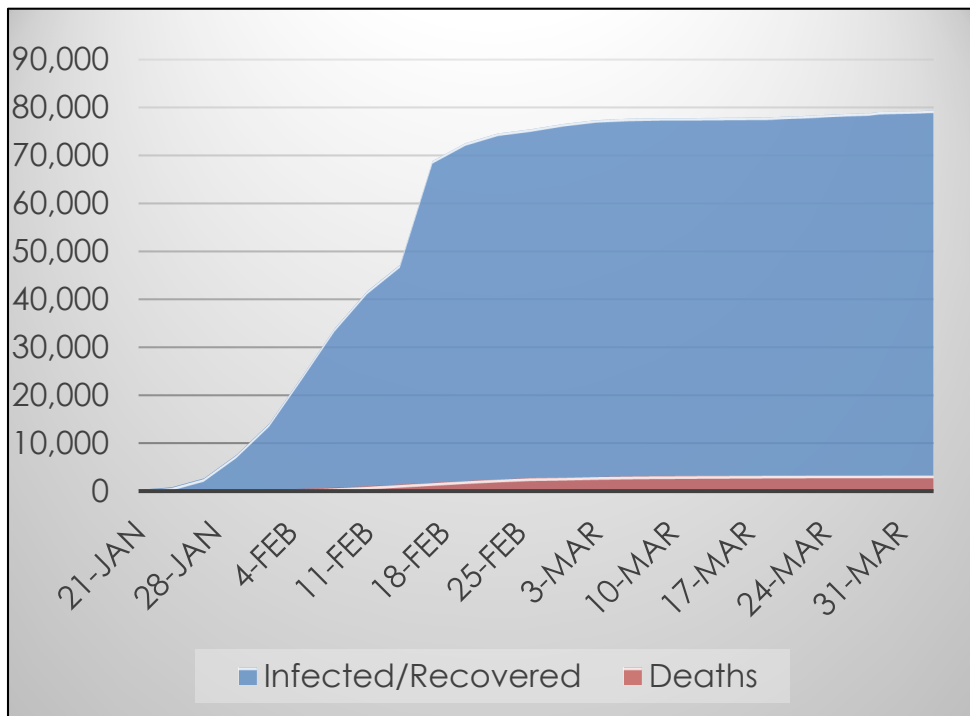

- Infected
- Hospitalized
- Recovered
- Deceased



China

Data at a Glance

Confirmed Cases: 82,724
Hospitalizations: Not Reported
Recoveries: Not Reported
Deaths: 3,327



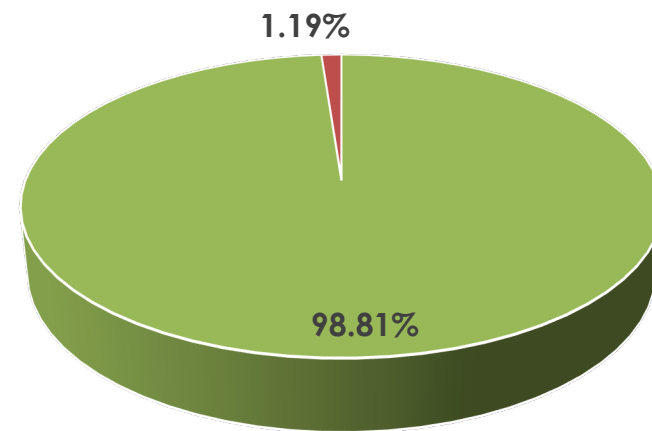
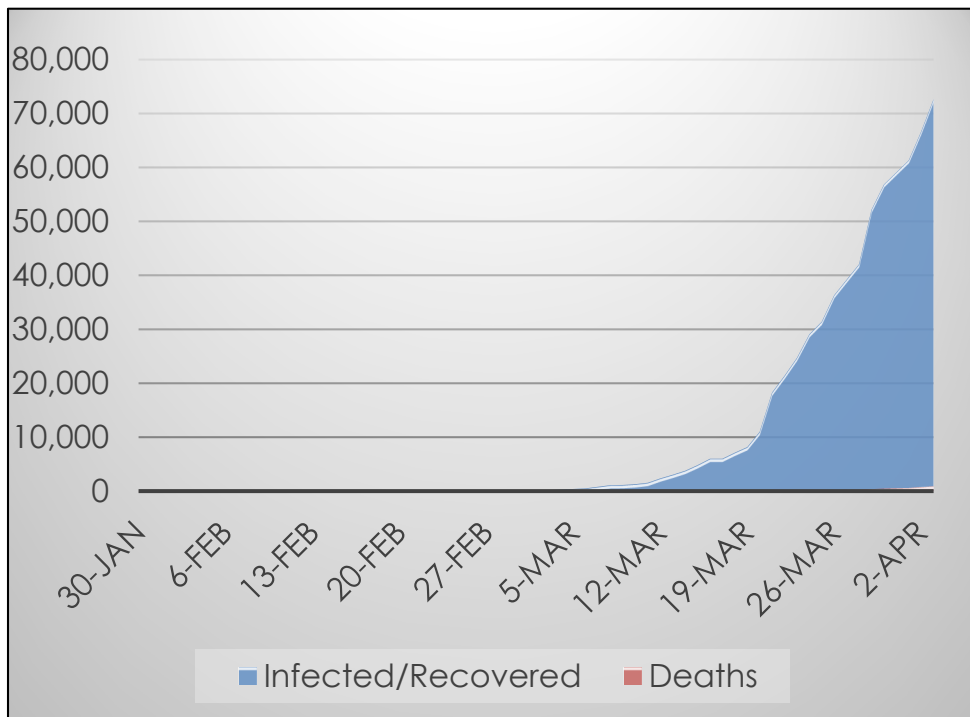
- Infected
- Hospitalized - Not Reported
- Recovered - Not Reported
- Deceased



Germany

Data at a Glance

Confirmed Cases: 73,522
Hospitalizations: Not Reported
Recoveries: Not Reported
Deaths: 872



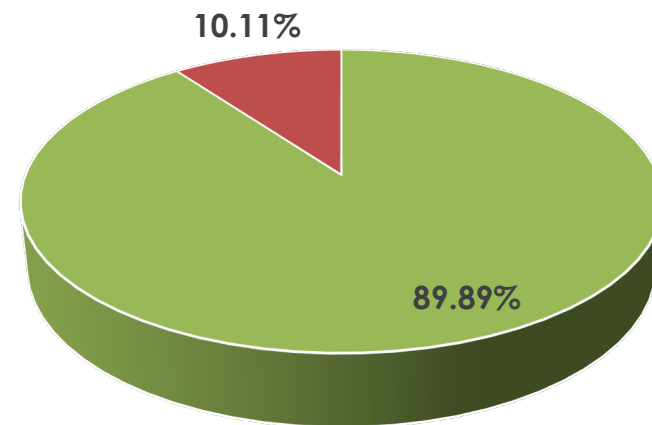
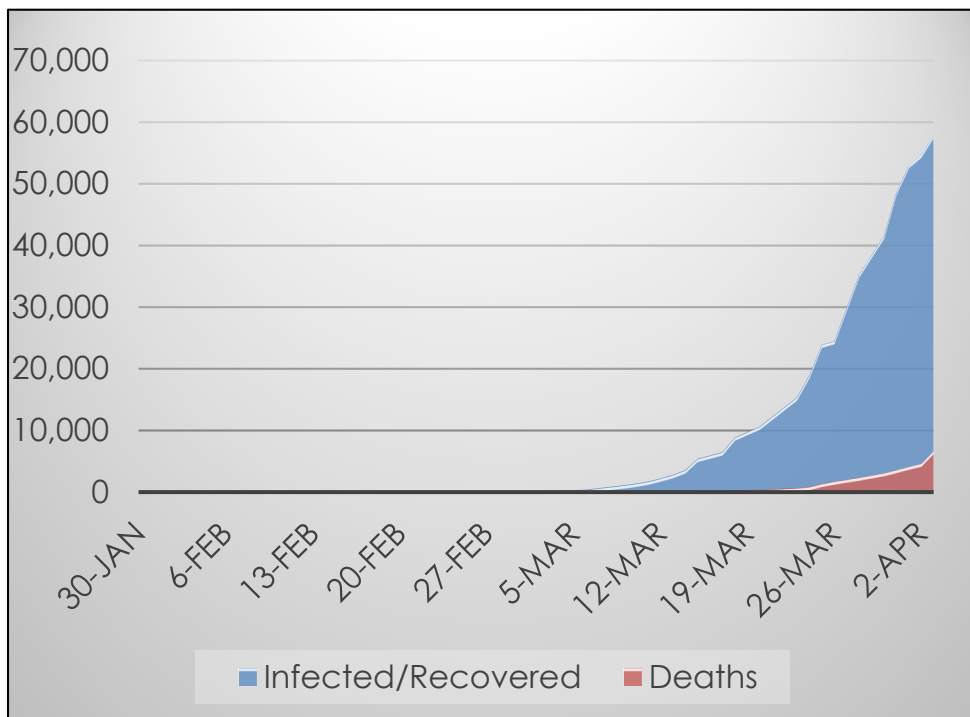

- Infected
- Hospitalized - Not Reported
- Recovered - Not Reported
- Deceased



France

Data at a Glance

Confirmed Cases: 64,338
Hospitalizations: Not Reported
Recoveries: Not Reported
Deaths: 6,507



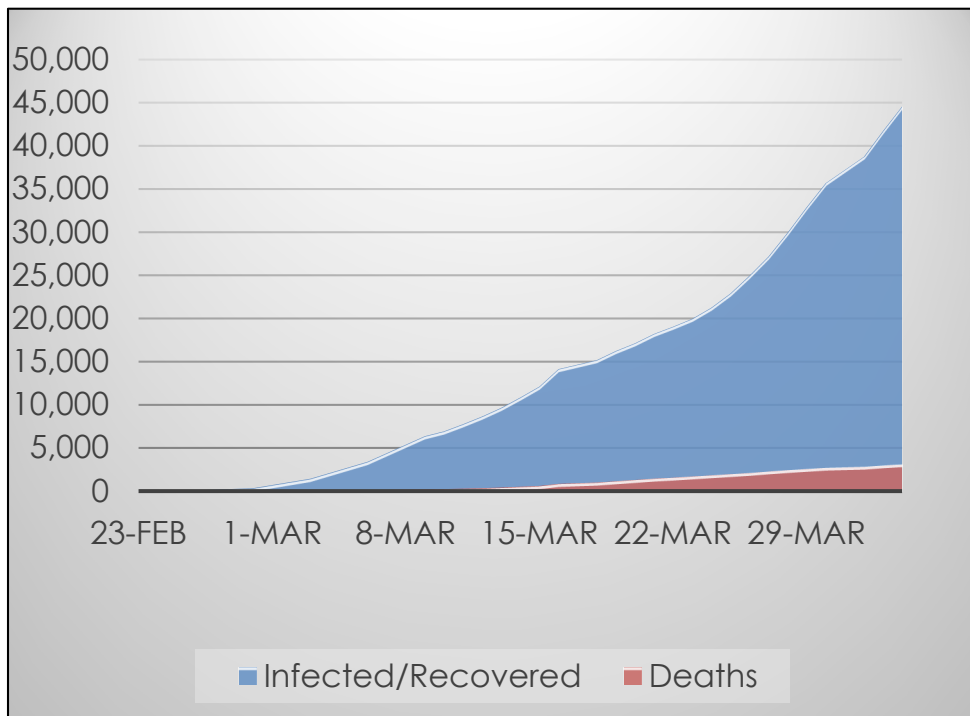
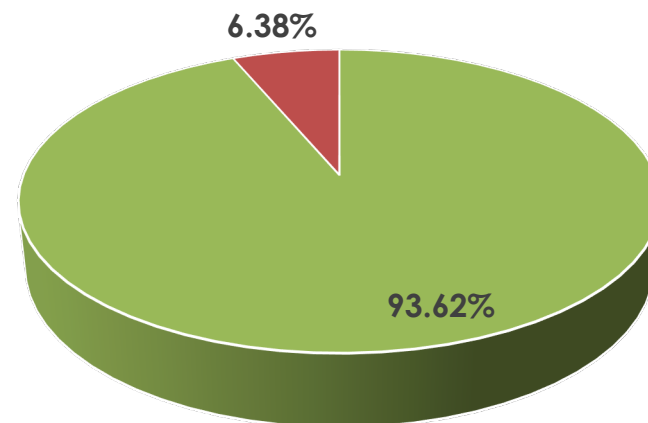

- Infected
- Hospitalized - Not Reported
- Recovered - Not Reported
- Deceased



Iran

Data at a Glance

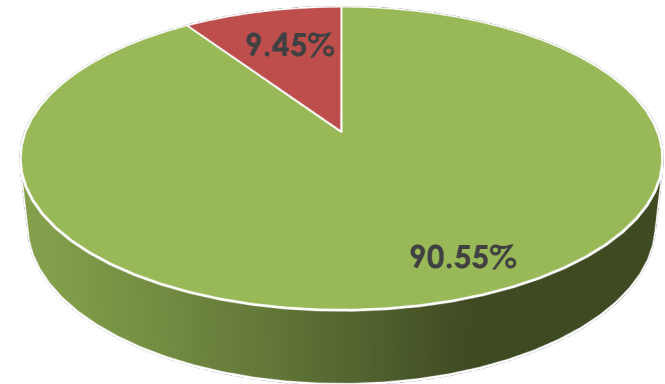
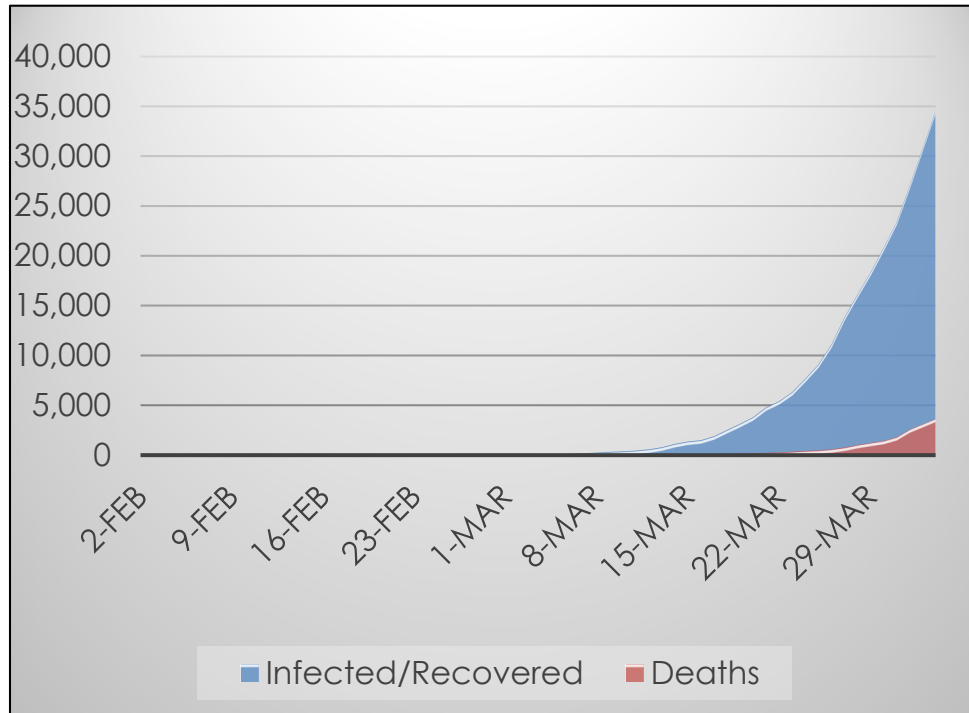
Confirmed Cases: 47,593
Hospitalizations: Not Reported
Recoveries: Not Reported
Deaths: 3,036



The United Kingdom

Data at a Glance

Confirmed Cases: 38,168
Hospitalizations: Not Reported
Recoveries: Not Reported
Deaths: 3,605



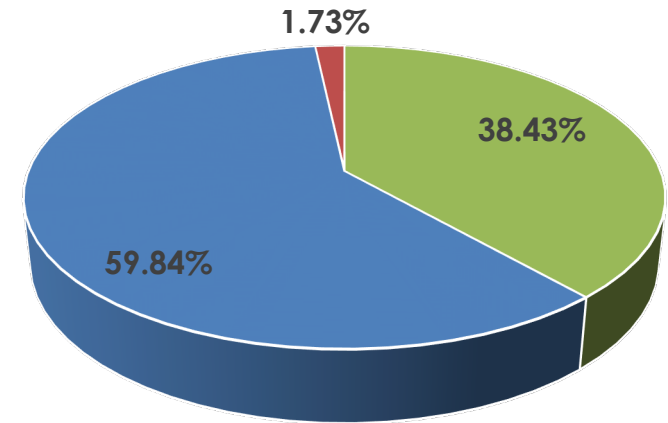
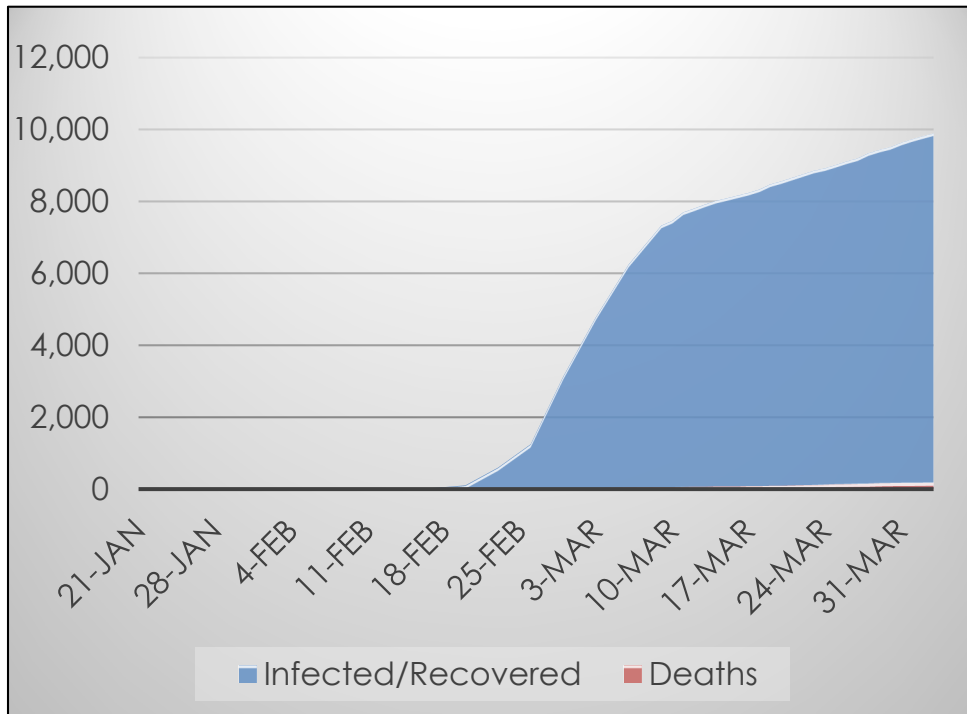
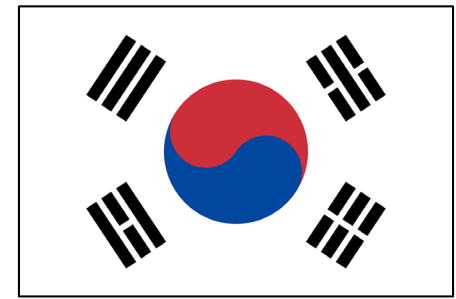
- Infected
- Hospitalized - Not Reported
- Recovered - Not Reported
- Deceased



South Korea

Data at a Glance

Confirmed Cases: 10,062
Hospitalizations: Not Reported
Recoveries: 6,021
Deaths: 174



- Infected
- Hospitalized - Not Reported
- Recovered
- Deceased



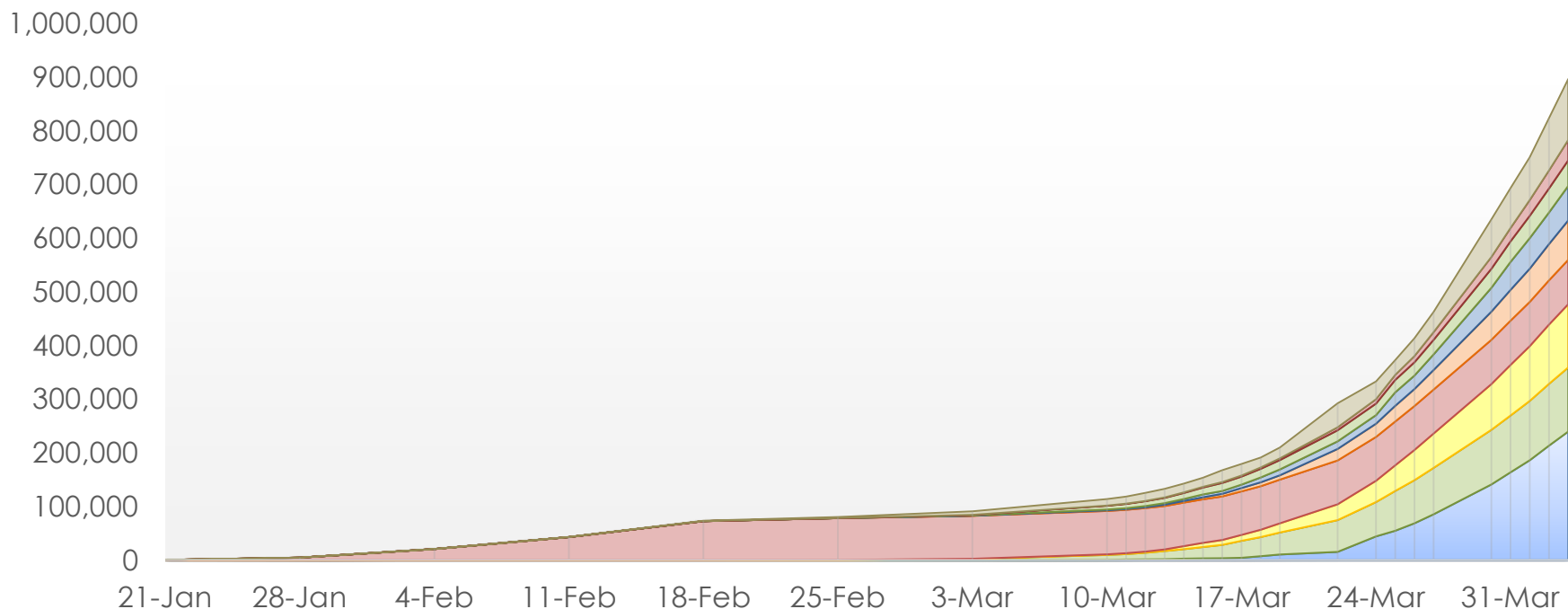
World Summary

Data at a Glance

Confirmed Cases: 896,450
 Deaths: 45,525
 International Mortality: 5.08%

Countries Over 25,000

China	82,724	Italy	119,647
Iran	47,593	Spain	117,728
France	64,338	USA	239,279
Germany	73,522	UK	36,168



- USA
- Italy
- Spain
- China
- Germany
- France
- Iran
- United Kingdom
- Rest of the World



Source: WHO Situation Report or the Nations' National Health Service

NOTE: Some Counts are Delayed at Least One Day

Current Disease Prevalence and Estimated Recovery/Mortality Rates (Countries Over 2,500 Cases)

Country	Population	Previous Cases	New Cases	Confirmed Cases	% Increase	Recovered	Recovery Percentage	Deaths	Mortality Estimate	Contact Percentage
USA **	331,002,651	215,144	24,135	239,279	11.22%	Not Reported	Not Reported	5,443	2.2748%	0.072289%
Italy *	60,461,826	115,242	4,585	119,827	3.98%	19,578	16.34%	14,681	12.2518%	0.198186%
Spain *	46,754,778	110,238	7,472	117,710	6.78%	30,513	25.92%	10,935	9.2898%	0.251760%
China	1,439,323,776	82,631	93	82,724	0.11%	Not Reported	Not Reported	3,327	4.0218%	0.005747%
Germany	83,783,942	67,366	6,156	73,522	9.14%	Not Reported	Not Reported	872	1.1860%	0.087752%
France **	65,273,511	59,105	5,233	64,338	8.85%	Not Reported	Not Reported	6,507	10.1138%	0.098567%
Iran	83,992,949	44,606	2,987	47,593	6.70%	Not Reported	Not Reported	3,036	6.3791%	0.056663%
United Kingdom	67,886,011	29,478	8,690	38,168	29.48%	Not Reported	Not Reported	3,605	9.4451%	0.056224%
Switzerland	8,654,622	16,108	962	17,070	5.97%	Not Reported	Not Reported	378	2.2144%	0.197236%
Turkey	84,086,339	13,531	2,148	15,679	15.87%	Not Reported	Not Reported	277	1.7667%	0.018646%
Belgium	11,589,623	12,775	1,189	13,964	9.31%	Not Reported	Not Reported	828	5.9295%	0.120487%
Netherlands	17,134,872	12,595	1,019	13,614	8.09%	Not Reported	Not Reported	1,173	8.6161%	0.079452%
Austria	9,006,398	10,182	529	10,711	5.20%	Not Reported	Not Reported	146	1.3631%	0.118927%
South Korea *	51,269,185	9,976	86	10,062	0.86%	6,021	59.84%	174	1.7293%	0.019626%
Canada	37,742,154	7,695	1,310	9,005	17.02%	Not Reported	Not Reported	105	1.1660%	0.023859%
Portugal	10,205,078	7,443	808	8,251	10.86%	Not Reported	Not Reported	187	2.2664%	0.080852%
Brazil	212,145,978	4,579	1,138	5,717	24.85%	Not Reported	Not Reported	201	3.5158%	0.002695%
Israel	8,617,452	5,129	462	5,591	9.01%	Not Reported	Not Reported	21	0.3756%	0.064880%
Australia	25,499,884	4,707	269	4,976	5.71%	Not Reported	Not Reported	21	0.4220%	0.019514%
Sweden	10,099,265	4,435	512	4,947	11.54%	Not Reported	Not Reported	239	4.8312%	0.048984%
Norway	5,421,241	4,447	218	4,665	4.90%	Not Reported	Not Reported	32	0.6860%	0.086050%
Czechia	10,703,334	3,308	281	3,589	8.49%	Not Reported	Not Reported	39	1.0867%	0.033532%
Ireland	4,922,413	3,235	212	3,447	6.55%	Not Reported	Not Reported	85	2.4659%	0.070027%
Denmark	5,792,202	2,860	247	3,107	8.64%	Not Reported	Not Reported	104	3.3473%	0.053641%
Chile	19,071,161	2,738	293	3,031	10.70%	Not Reported	Not Reported	16	0.5279%	0.015893%
Malaysia	32,365,999	2,766	142	2,908	5.13%	Not Reported	Not Reported	45	1.5475%	0.008985%
Russia	145,918,773	2,337	440	2,777	18.83%	Not Reported	Not Reported	24	0.8642%	0.001903%
Poland	37,846,611	2,311	243	2,554	10.51%	Not Reported	Not Reported	43	1.6836%	0.006748%
Totals/Averages	2,926,572,028	856,967	71,859	928,826	8.39%	Not Available	Not Available	52,544	5.6570%	0.031738%

Sources: WHO Situation Report (Delayed One Day)

* Reported from the Countries National Health Organization

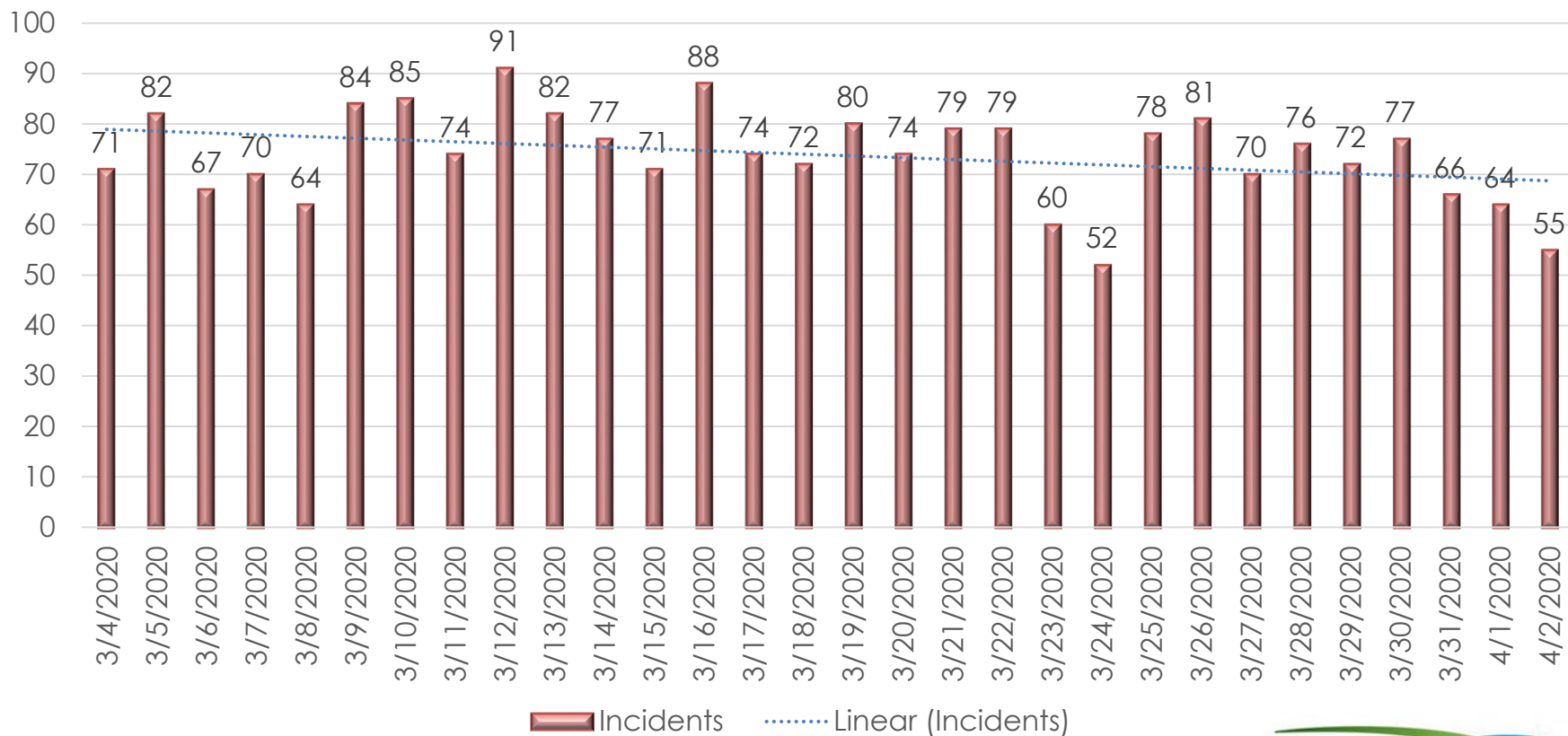
** Reported by the CDC

*** Did not report

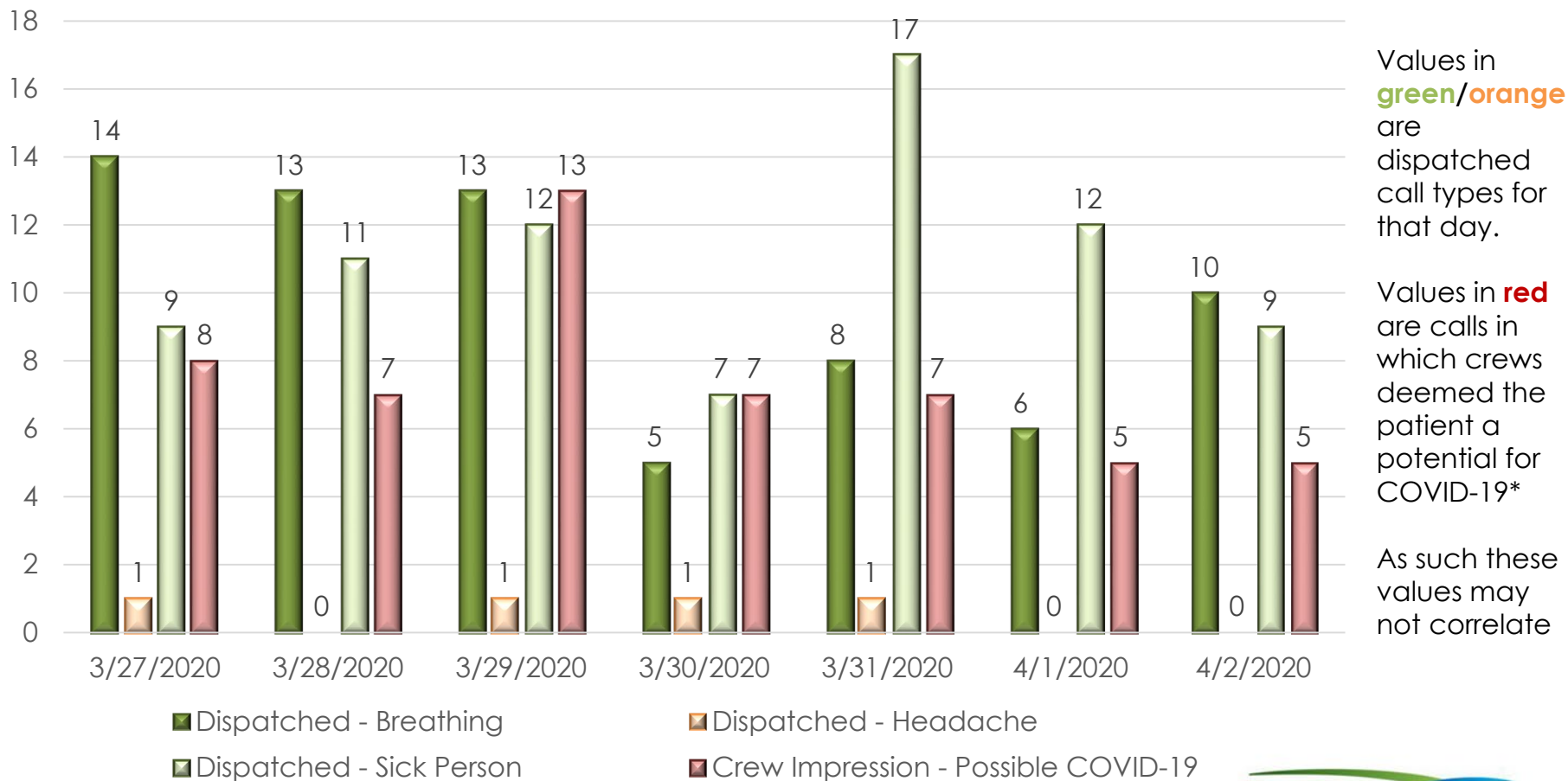
Daily EMS Unit Utilization – Last 30 Days

30-Day Average: 73.83 (EMS Only)

Total Daily Incidents (Including Fire Calls): 68



“Potential” Call Types and Crew Impressions - Last 7 Days



* By crews listing COVID-19 as a primary or secondary impression or by completing the “Outbreak Screening” form in ESO.

Non-Traumatic, Non-Transported Dead On Scene

Daily Average = 1.57

