



DAYTON



DAYTON FIRE DEPARTMENT

COVID-19

Daily Statistical Update

Numbers Thru

30-Mar-2020

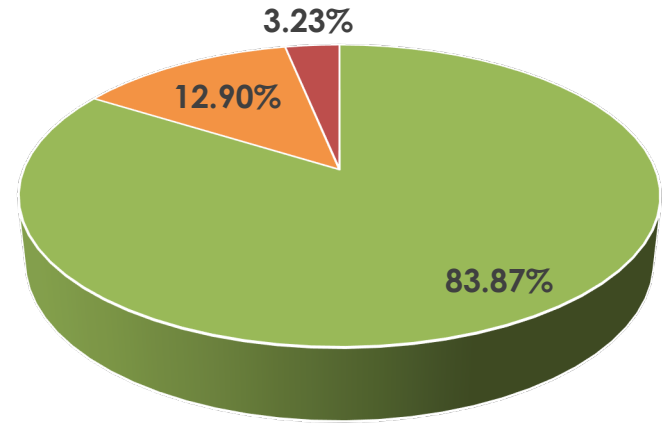
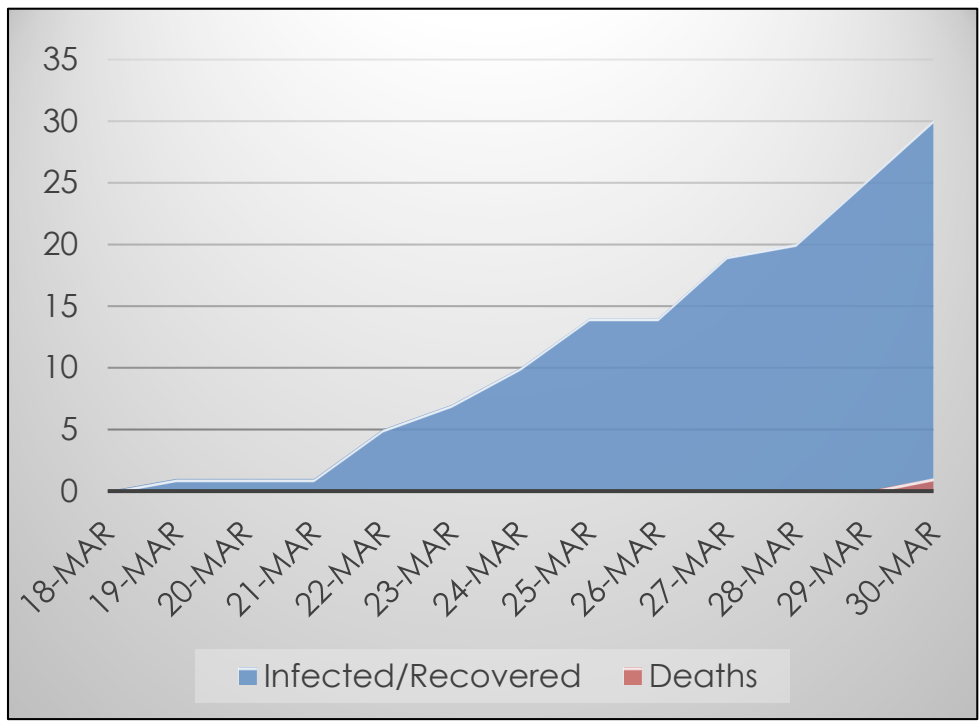


Dayton/Montgomery County



Data at a Glance

Confirmed Cases:	31
Hospitalizations:	4
Recoveries:	Not Reported
Deaths:	1



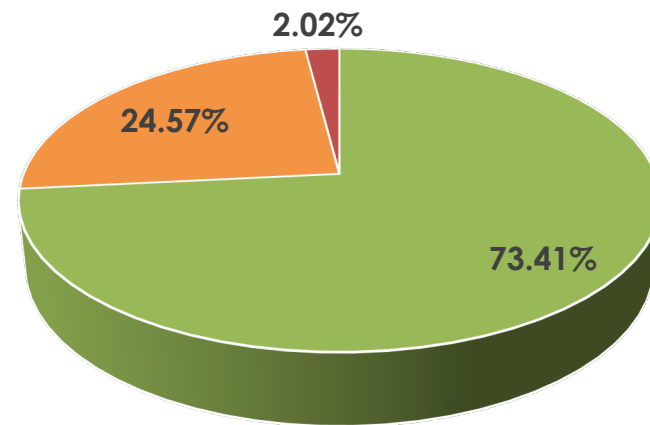
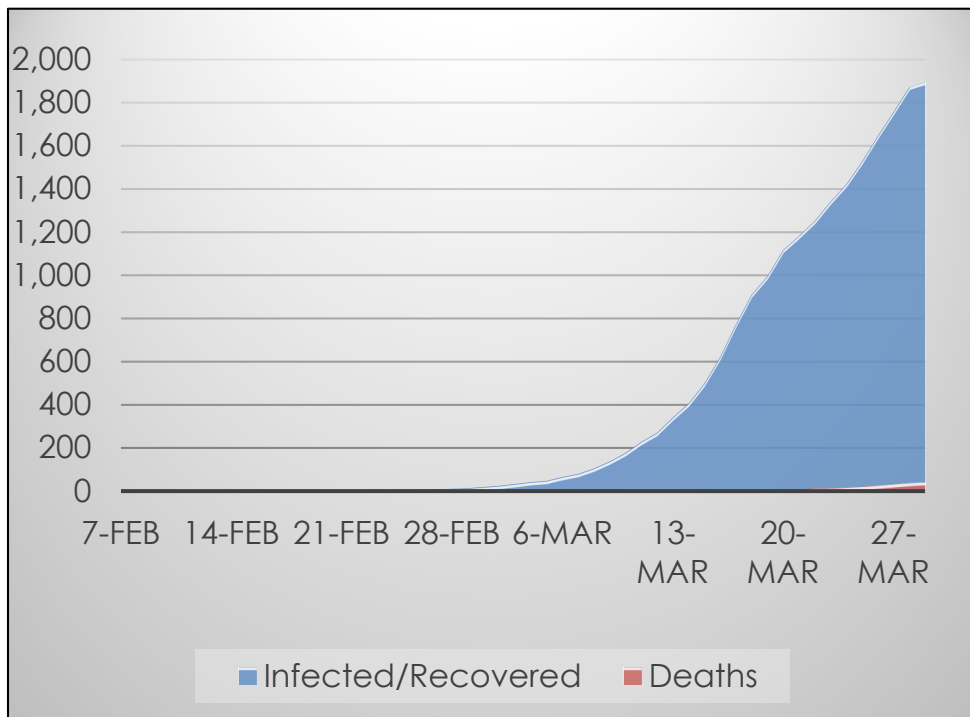

- Infected
- Hospitalized
- Recovered - Not Reported
- Deceased - None Reported



State of Ohio

Data at a Glance

Confirmed Cases:	1,933
Hospitalizations:	475
Recoveries:	Not Reported
Deaths:	39




- Infected
- Hospitalized
- Recovered - Not Reported
- Deceased

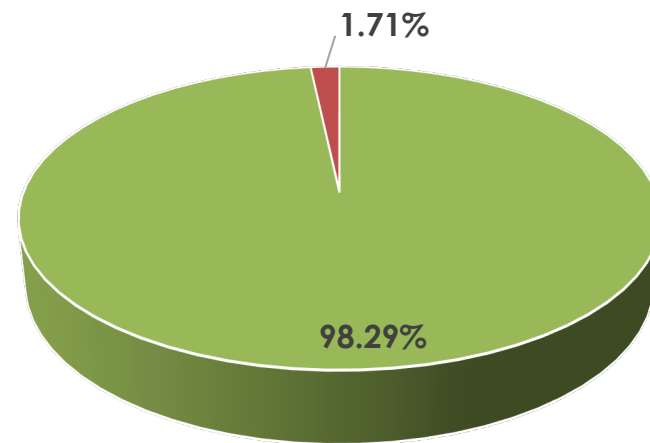
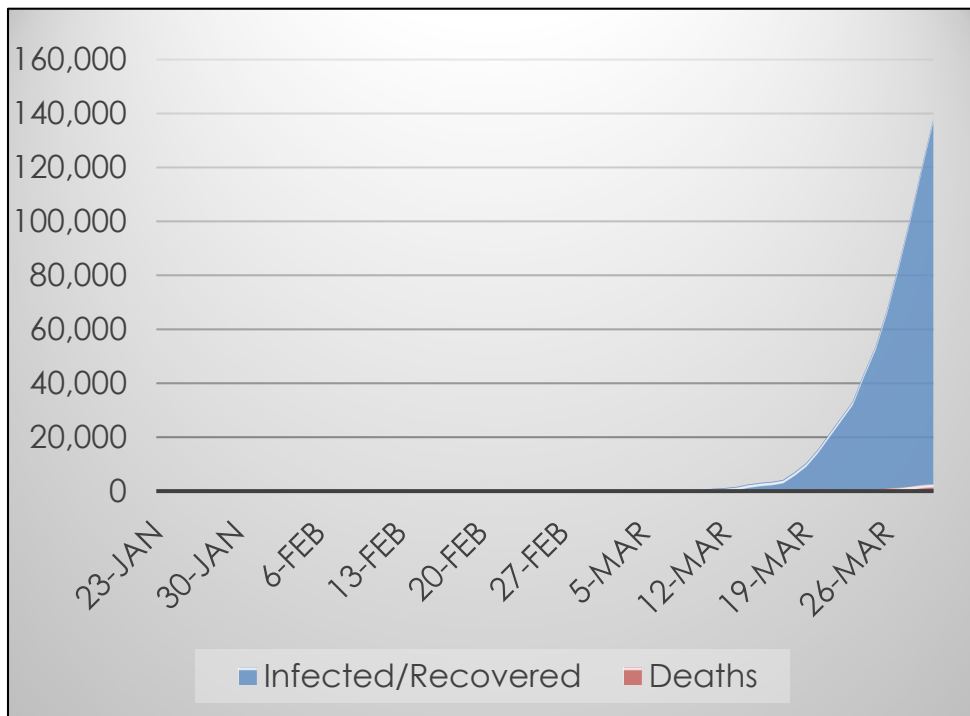


The United States

Data at a Glance



Confirmed Cases:	140,904
Hospitalizations:	Not Reported
Recoveries:	Not Reported
Deaths:	2,405



- Infected
- Hospitalized - Not Reported
- Recovered - Not Reported
- Deceased

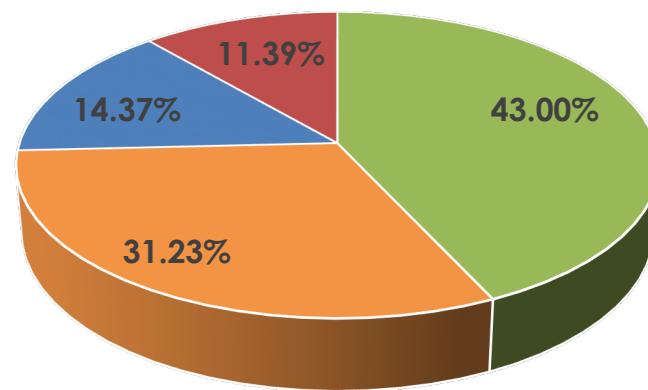
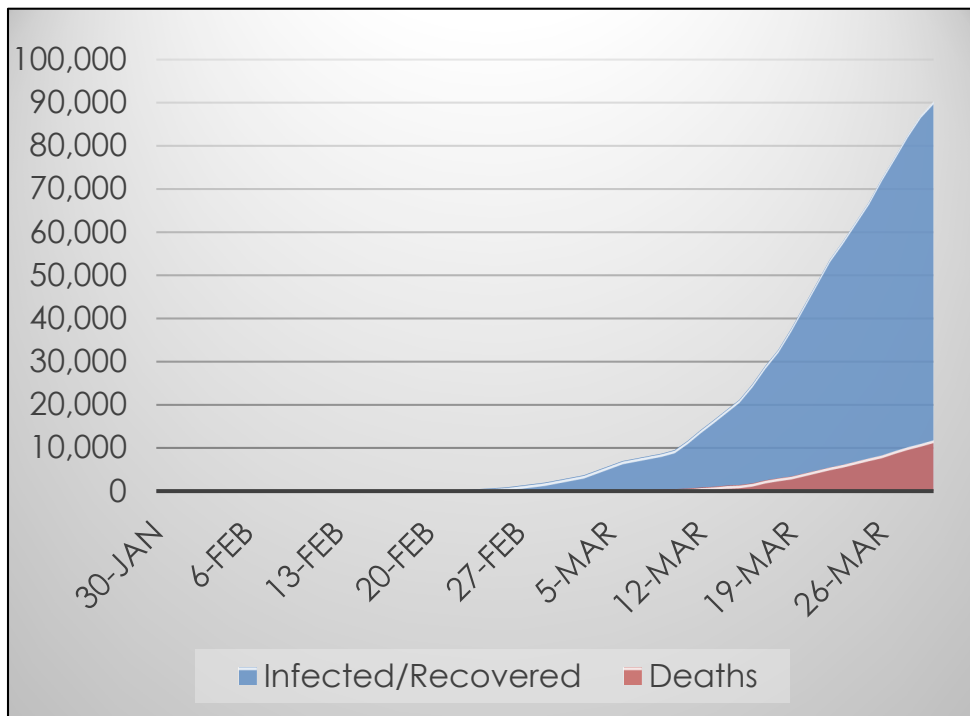


Italy



Data at a Glance

Confirmed Cases:	101,739
Hospitalizations:	31,776
Recoveries:	14,620
Deaths:	11,591



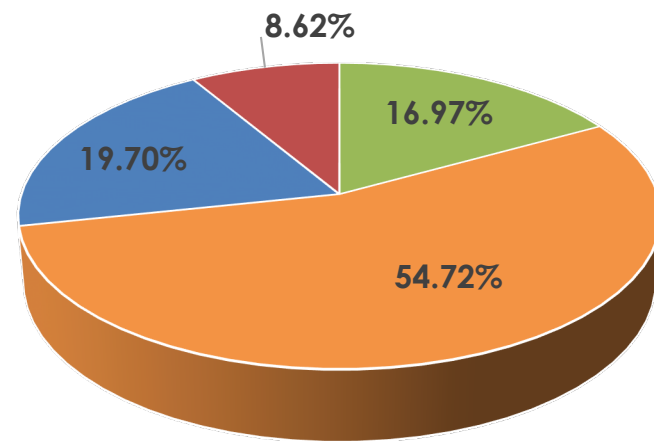
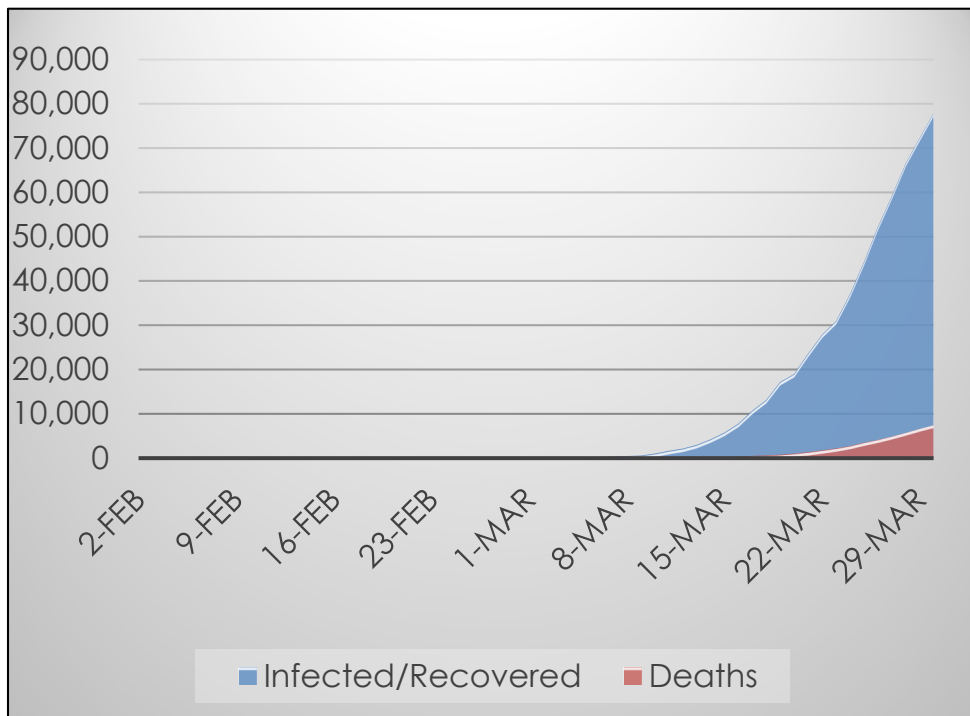
- Infected
- Hospitalized
- Recovered
- Deceased



Spain

Data at a Glance

Confirmed Cases:	85,195
Hospitalizations:	46,617
Recoveries:	16,780
Deaths:	7,340



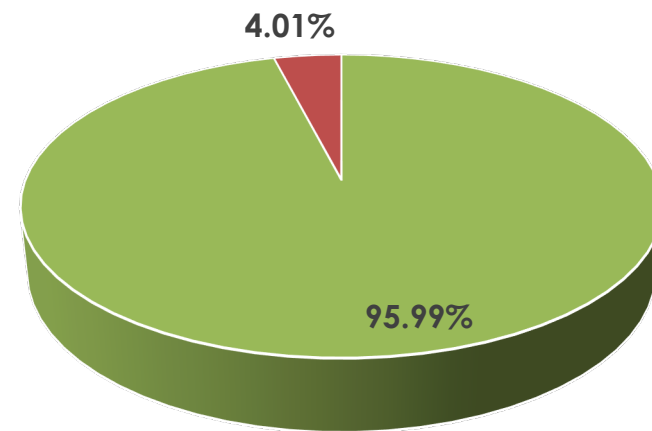
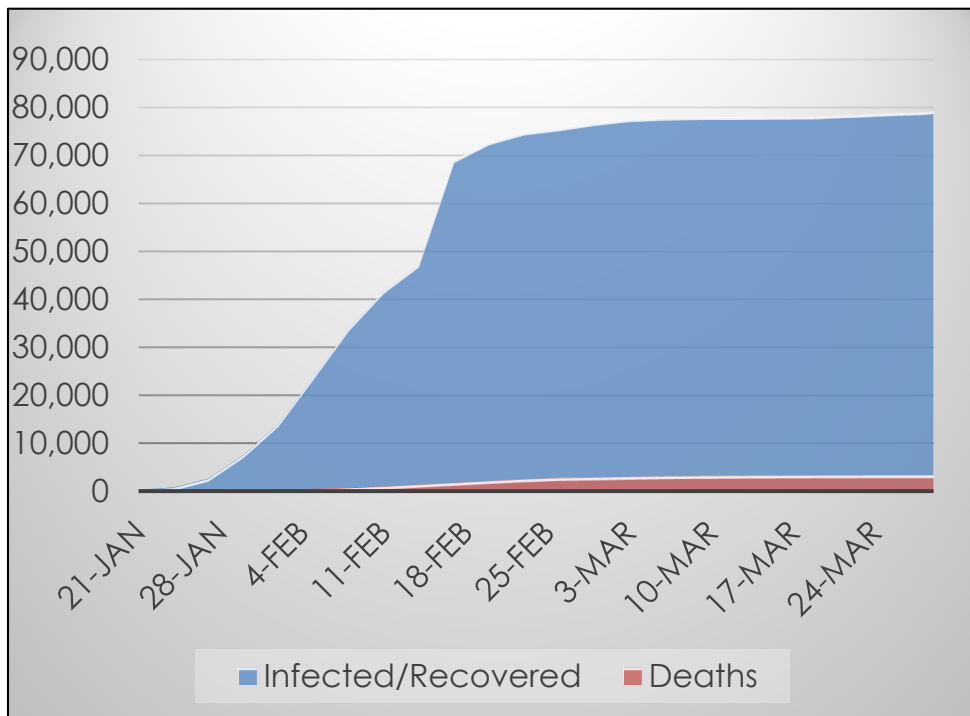
- Infected
- Hospitalized
- Recovered
- Deceased



China

Data at a Glance

Confirmed Cases: 82,356
Hospitalizations: Not Reported
Recoveries: Not Reported
Deaths: 3,306



- Infected
- Hospitalized - Not Reported
- Recovered - Not Reported
- Deceased

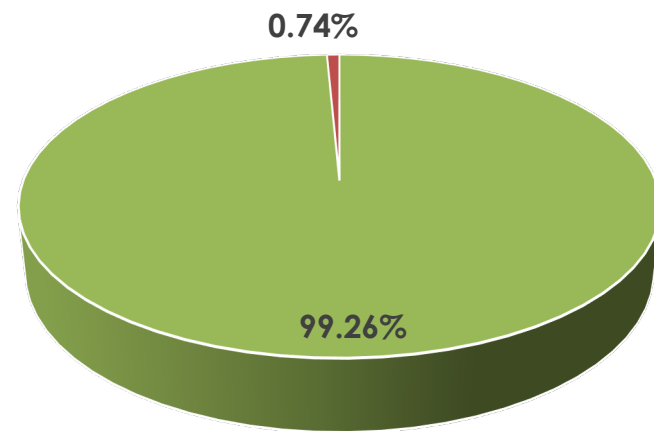
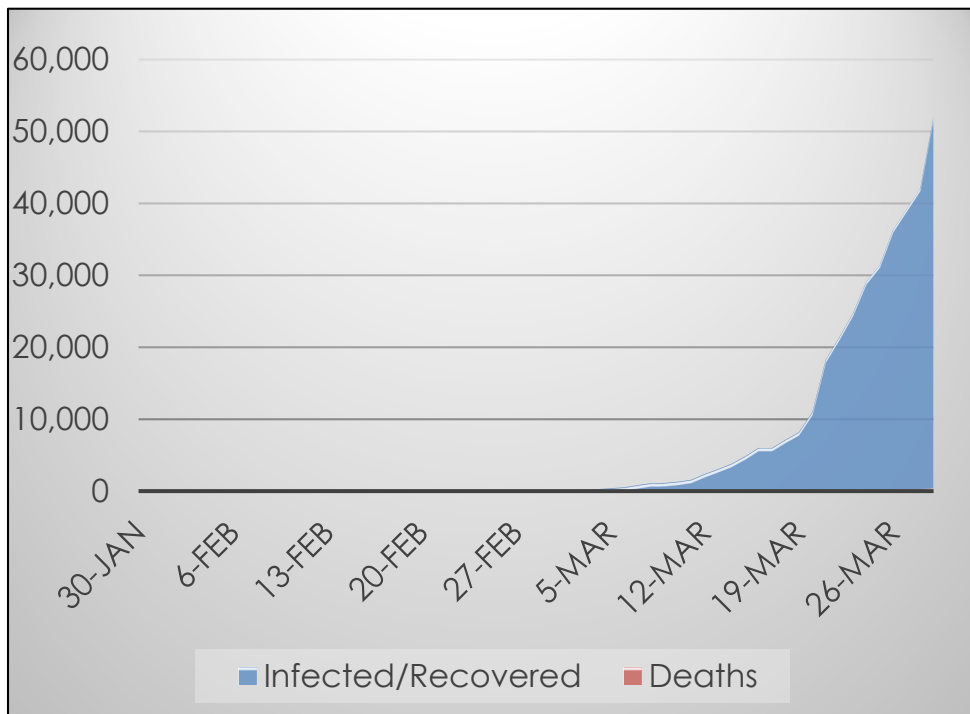


Germany

Data at a Glance




Confirmed Cases:	52,547
Hospitalizations:	Not Reported
Recoveries:	Not Reported
Deaths:	389



- Infected
- Hospitalized - Not Reported
- Recovered - Not Reported
- Deceased

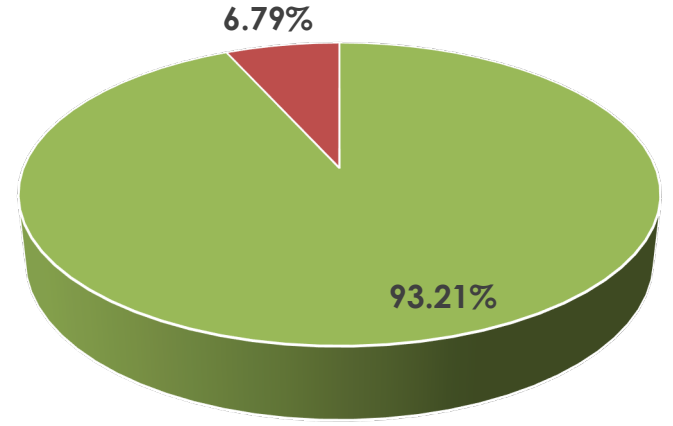
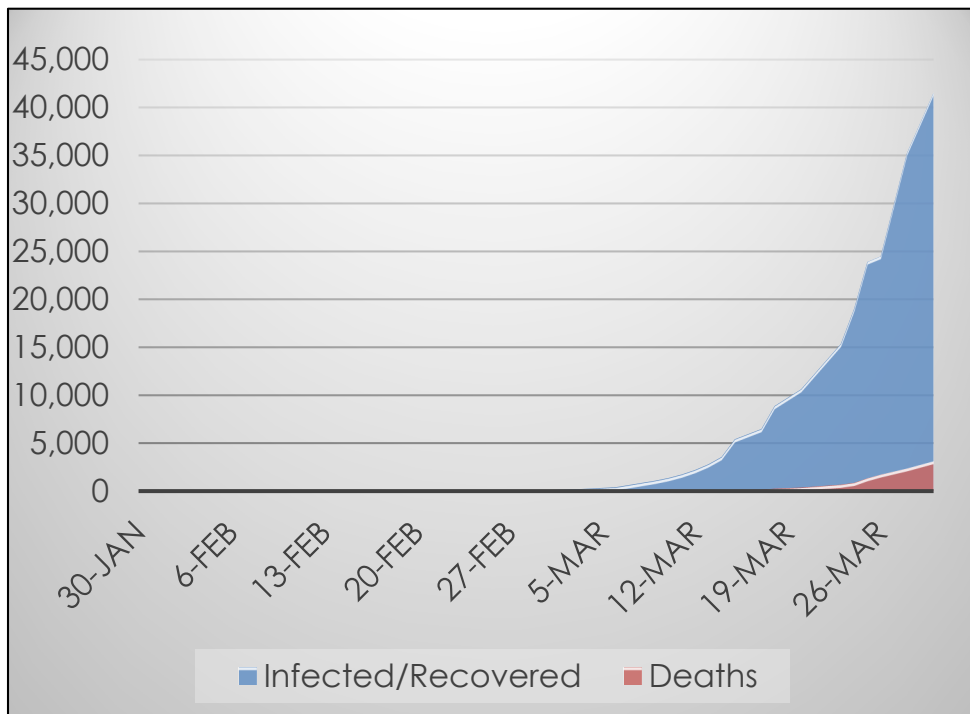


France



Data at a Glance

Confirmed Cases: 44,550
Hospitalizations: Not Reported
Recoveries: Not Reported
Deaths: 3,024



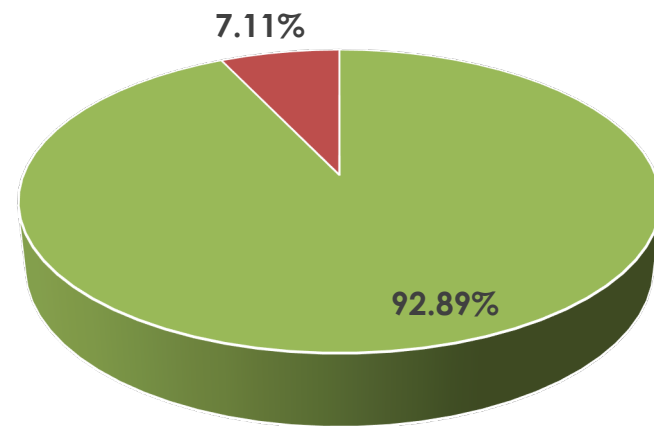
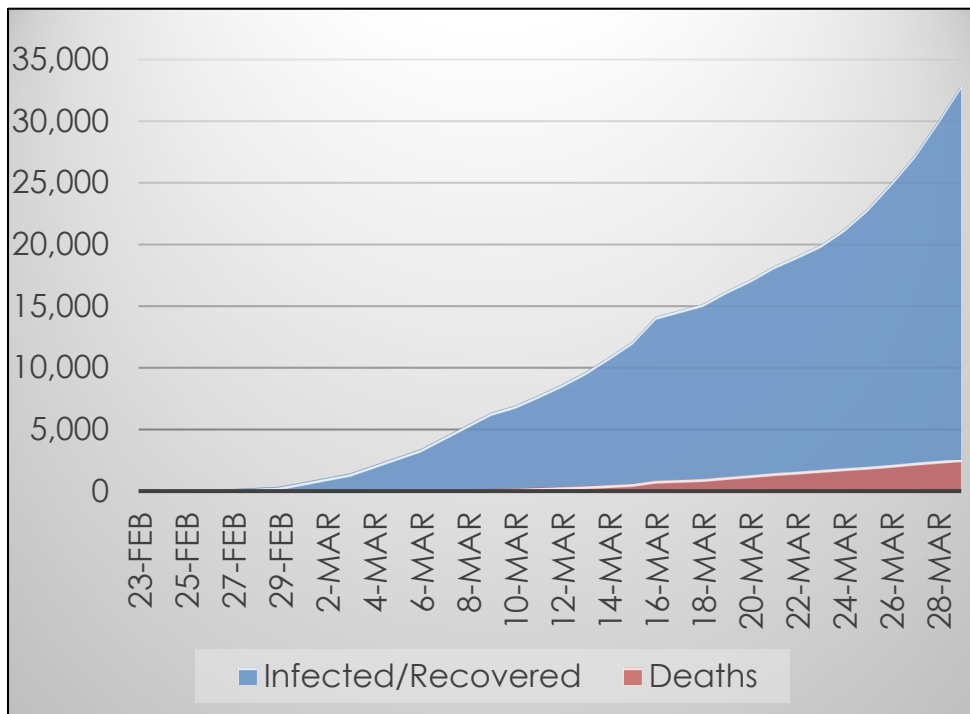

- Infected
- Hospitalized - Not Reported
- Recovered - Not Reported
- Deceased



Iran

Data at a Glance

Confirmed Cases: 35,408
 Hospitalizations: Not Reported
 Recoveries: Not Reported
 Deaths: 2,517



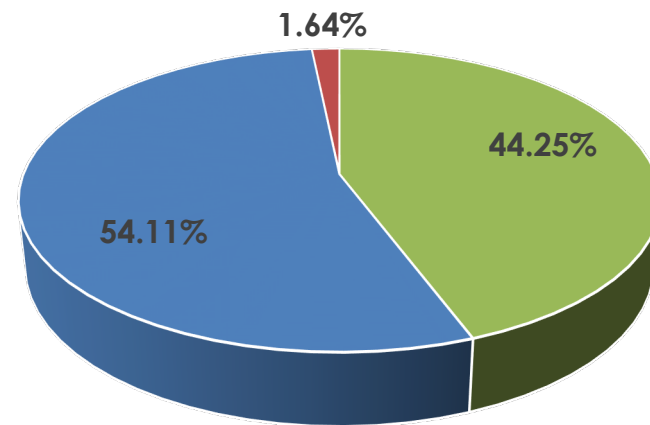
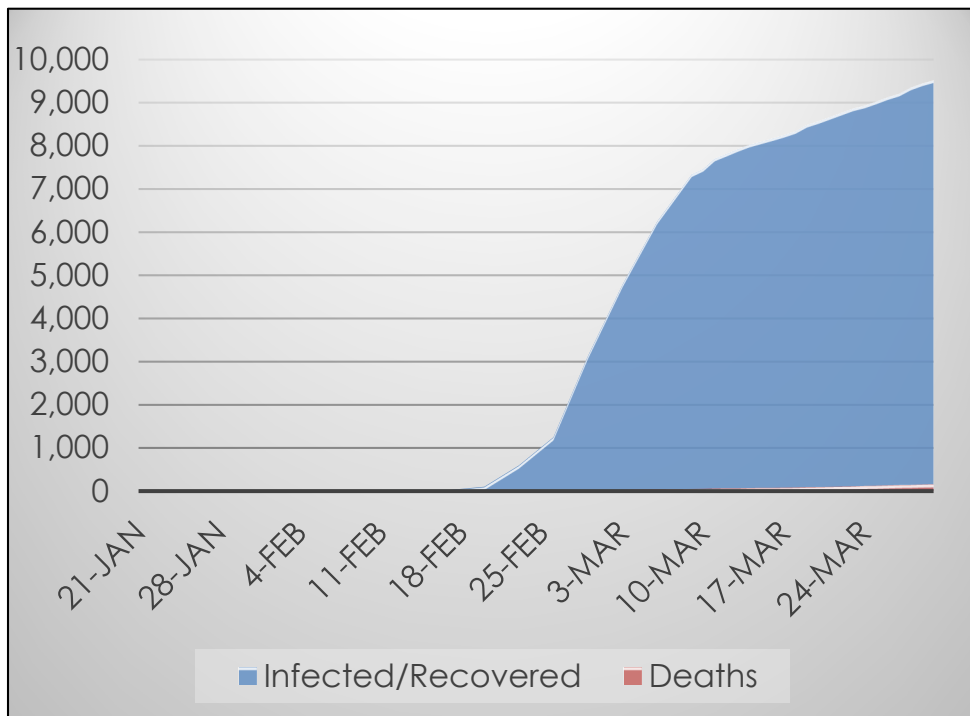

- Infected
- Hospitalized - Not Reported
- Recovered - Not Reported
- Deceased



South Korea

Data at a Glance

Confirmed Cases: 9,661
Hospitalizations: Not Reported
Recoveries: 5,228
Deaths: 158



- Infected
- Hospitalized - Not Reported
- Recovered
- Deceased



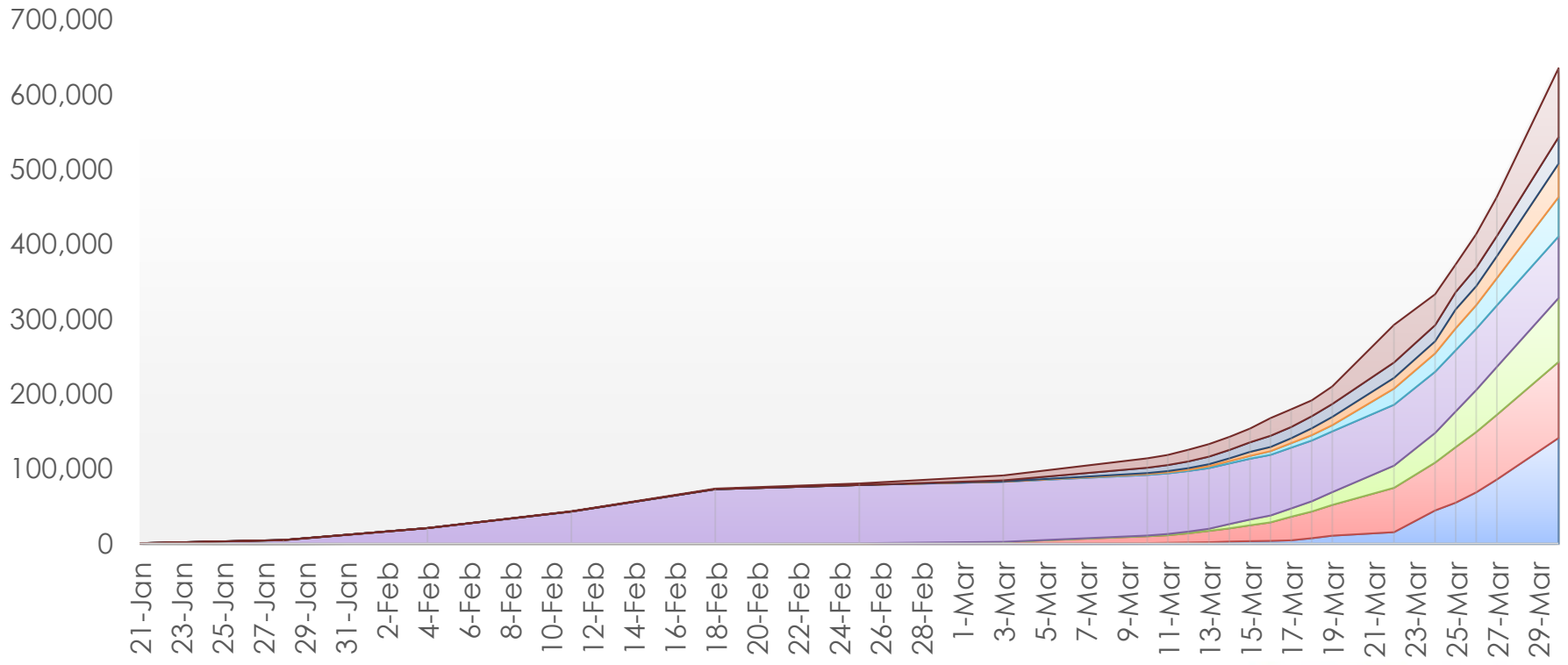
World Summary

Data at a Glance

Confirmed Cases: 634,835
 Deaths: 29,891
 International Mortality 4.71%

Countries Over 25,000

China	82,356	Italy	101,739
Iran	35,408	Spain	85,195
France	44,550	USA	140,904
Germany	52,547		



■ USA
 ■ Italy
 ■ Spain
 ■ China
 ■ Germany
 ■ France
 ■ Iran
 ■ Rest of the World



Source: WHO Situation Report or the Nations' National Health Service
 NOTE: Some Counts are Delayed at Least One Day

Current Disease Prevalence and Estimated Recovery/Mortality Rates (Countries Over 1,000 Cases)

Country	Population	Previous Cases	New Cases	Confirmed Cases	% Increase	Recovered	Recovery Percentage	Deaths	Mortality Estimate	Contact Percentage
USA **	331,002,651	122,653	18,251	140,904	14.88%	Not Reported	Not Reported	2,405	1.7068%	0.042569%
Italy *	60,461,826	92,472	5,217	97,689	5.64%	13,030	13.34%	10,779	11.0340%	0.161571%
China	1,439,323,776	82,230	126	82,356	0.15%	Not Reported	Not Reported	3,306	4.0143%	0.005722%
Spain *	46,754,778	72,248	6,549	78,797	9.06%	14,709	18.67%	6,528	8.2846%	0.168533%
Germany	83,783,942	48,582	3,965	52,547	8.16%	Not Reported	Not Reported	389	0.7403%	0.062717%
France **	65,273,511	37,575	6,975	44,550	18.56%	Not Reported	Not Reported	3,024	6.7879%	0.068251%
Iran	83,992,949	32,332	3,076	35,408	9.51%	Not Reported	Not Reported	2,517	7.1086%	0.042156%
United Kingdom	67,886,011	14,547	2,546	17,093	17.50%	Not Reported	Not Reported	1,019	5.9615%	0.025179%
Switzerland	8,654,622	12,104	1,048	13,152	8.66%	Not Reported	Not Reported	235	1.7868%	0.151965%
Netherlands	17,134,872	8,603	1,159	9,762	13.47%	Not Reported	Not Reported	639	6.5458%	0.056972%
South Korea *	51,269,185	9,583	78	9,661	0.81%	5,228	54.11%	158	1.6354%	0.018844%
Belgium	11,589,623	7,284	1,850	9,134	25.40%	Not Reported	Not Reported	353	3.8647%	0.078812%
Austria	9,006,398	7,697	594	8,291	7.72%	Not Reported	Not Reported	68	0.8202%	0.092057%
Turkey	84,086,339	5,698	1,704	7,402	29.91%	Not Reported	Not Reported	108	1.4591%	0.008803%
Portugal	10,205,078	4,268	902	5,170	21.13%	Not Reported	Not Reported	100	1.9342%	0.050661%
Canada	37,742,154	4,018	739	4,757	18.39%	Not Reported	Not Reported	55	1.1562%	0.012604%
Australia	25,499,884	3,635	331	3,966	9.11%	Not Reported	Not Reported	16	0.4034%	0.015553%
Israel	8,617,452	3,460	405	3,865	11.71%	Not Reported	Not Reported	15	0.3881%	0.044851%
Norway	5,421,241	3,581	264	3,845	7.37%	Not Reported	Not Reported	20	0.5202%	0.070925%
Sweden	10,099,265	3,046	401	3,447	13.16%	Not Reported	Not Reported	102	2.9591%	0.034131%
Brazil	212,145,978	2,915	502	3,417	17.22%	Not Reported	Not Reported	92	2.6924%	0.001611%
Czechia	10,703,334	2,279	384	2,663	16.85%	Not Reported	Not Reported	11	0.4131%	0.024880%
Ireland	4,922,413	2,121	294	2,415	13.86%	Not Reported	Not Reported	36	1.4907%	0.049061%
Malaysia	32,365,999	2,161	159	2,320	7.36%	Not Reported	Not Reported	27	1.1638%	0.007168%
Denmark	5,792,202	2,046	155	2,201	7.58%	Not Reported	Not Reported	65	2.9532%	0.037999%
Chile	19,071,161	1,610	299	1,909	18.57%	Not Reported	Not Reported	6	0.3143%	0.010010%
Luxembourg	623,137	1,605	226	1,831	14.08%	Not Reported	Not Reported	18	0.9831%	0.293836%
Ecuador	17,567,751	1,595	228	1,823	14.29%	Not Reported	Not Reported	48	2.6330%	0.010377%
Japan	126,476,461	1,499	194	1,693	12.94%	Not Reported	Not Reported	52	3.0715%	0.001339%
Poland	37,846,611	1,389	249	1,638	17.93%	Not Reported	Not Reported	18	1.0989%	0.004328%
Russia	145,918,773	1,264	270	1,534	21.36%	Not Reported	Not Reported	8	0.5215%	0.001051%
Pakistan	219,699,443	1,235	291	1,526	23.56%	Not Reported	Not Reported	13	0.8519%	0.000695%
Romania	19,269,357	1,292	160	1,452	12.38%	Not Reported	Not Reported	29	1.9972%	0.007535%
Thailand	69,799,978	1,136	252	1,388	22.18%	Not Reported	Not Reported	7	0.5043%	0.001989%
Finland	5,538,369	1,025	193	1,218	18.83%	Not Reported	Not Reported	9	0.7389%	0.021992%
Saudi Arabia	34,662,835	1,104	99	1,203	8.97%	Not Reported	Not Reported	4	0.3325%	0.003471%
South Africa	59,113,944	1,170	17	1,187	1.45%	Not Reported	Not Reported	1	0.0842%	0.002008%
Indonesia	272,734,269	1,046	109	1,155	10.42%	Not Reported	Not Reported	102	8.8312%	0.000423%
Philippines	109,204,621	803	272	1,075	33.87%	Not Reported	Not Reported	68	6.3256%	0.000984%
Greece	10,423,054	966	95	1,061	9.83%	Not Reported	Not Reported	32	3.0160%	0.010179%
Totals/Averages	3,871,685,247	605,877	60,628	666,505	10.01%	Not Available	Not Available	32,482	4.8735%	0.017215%

Sources: WHO Situation Report (Delayed One Day)

* Reported from the Countries National Health Organization

** Reported by the CDC

*** Did not report

Daily EMS Unit Utilization – Last 30 Days

30-Day Average: 75.63 (EMS Only)

Total Daily Incidents (Including Fire Calls): 95

