



DAYTON



DAYTON FIRE DEPARTMENT

COVID-19

Daily Statistical Update

Numbers Thru

31-Mar-2020

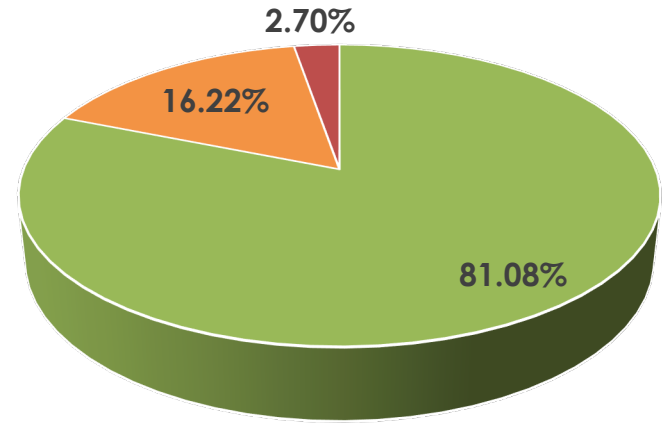
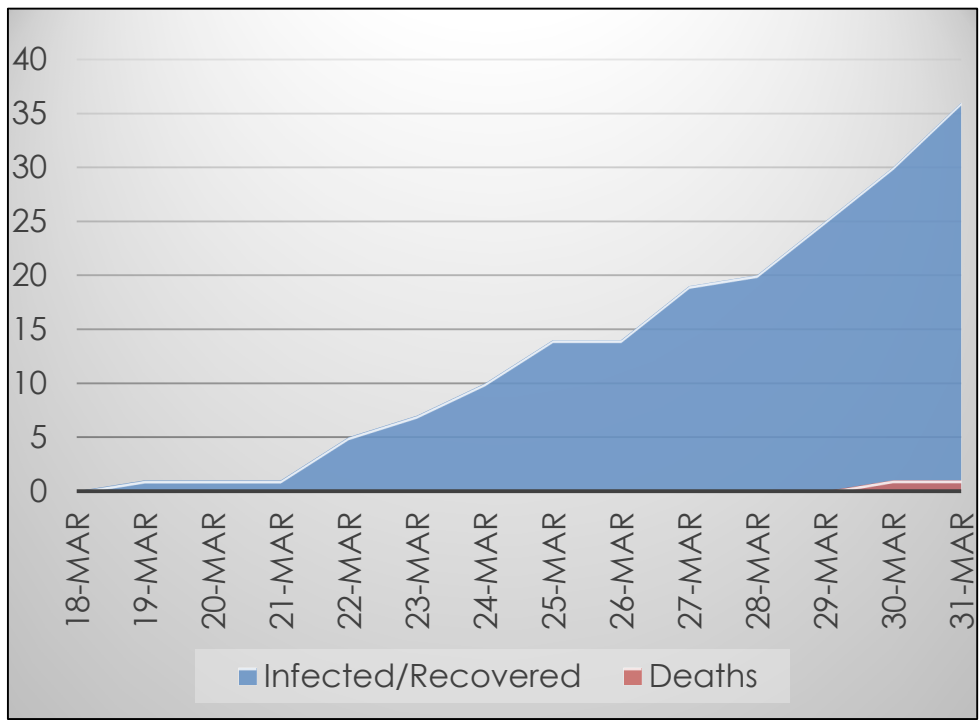


Dayton/Montgomery County



Data at a Glance

Confirmed Cases: 37
 Hospitalizations: 6
 Recoveries: Not Reported
 Deaths: 1



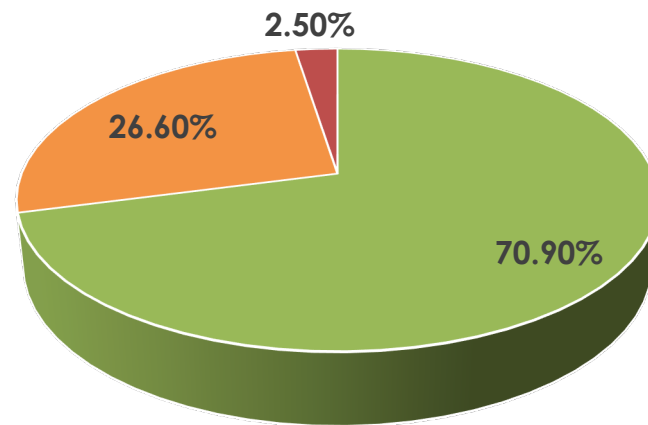
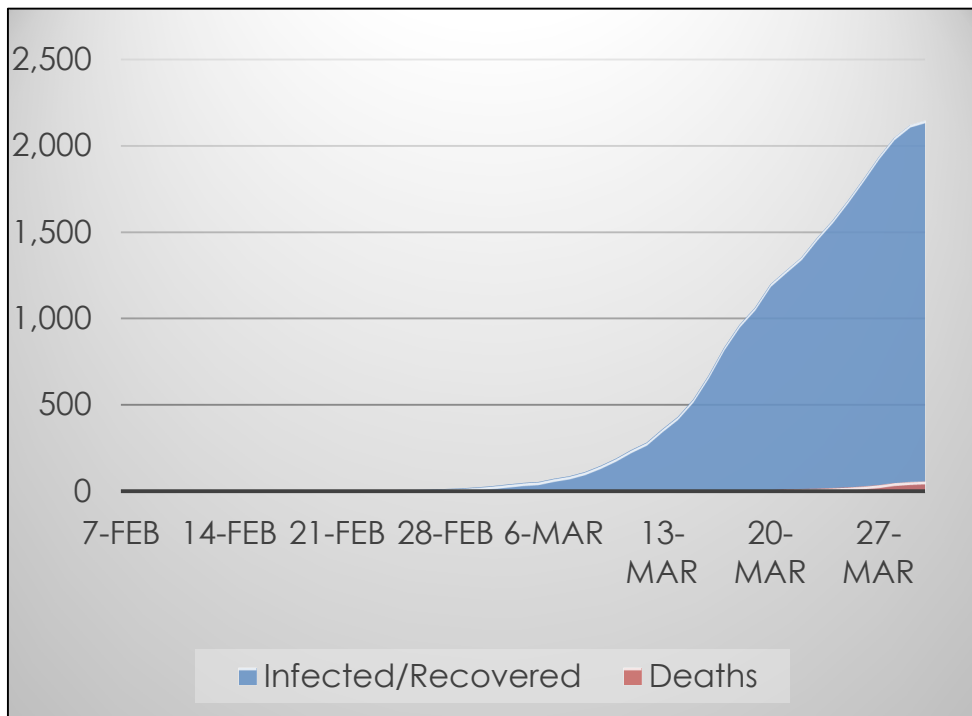

- Infected
- Hospitalized
- Recovered - Not Reported
- Deceased - None Reported



State of Ohio

Data at a Glance

Confirmed Cases:	2,199
Hospitalizations:	585
Recoveries:	Not Reported
Deaths:	55




- Infected
- Hospitalized
- Recovered - Not Reported
- Deceased

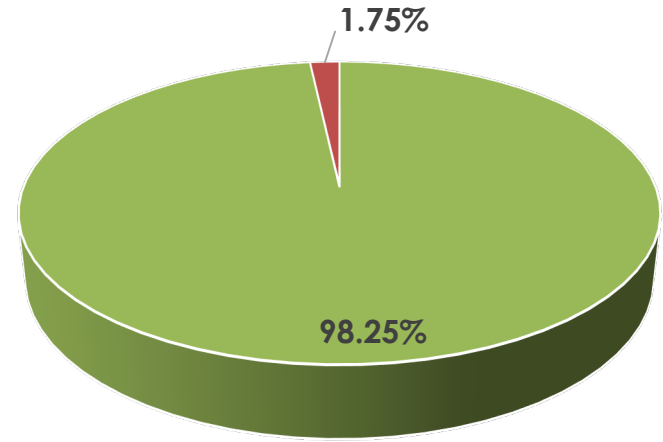


The United States

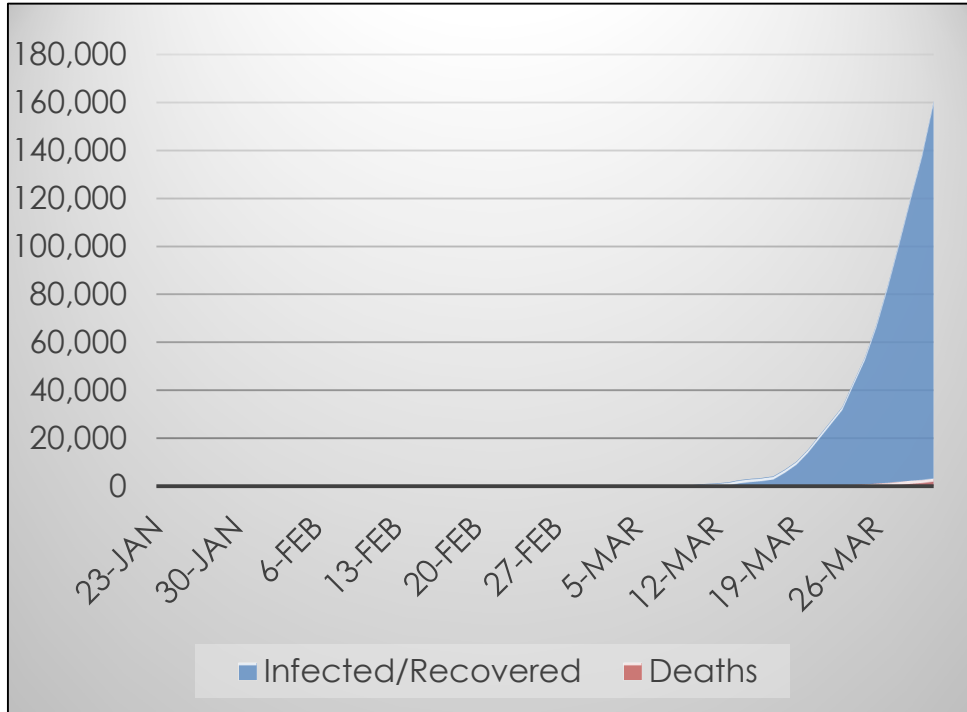
Data at a Glance



Confirmed Cases:	163,539
Hospitalizations:	Not Reported
Recoveries:	Not Reported
Deaths:	2,860



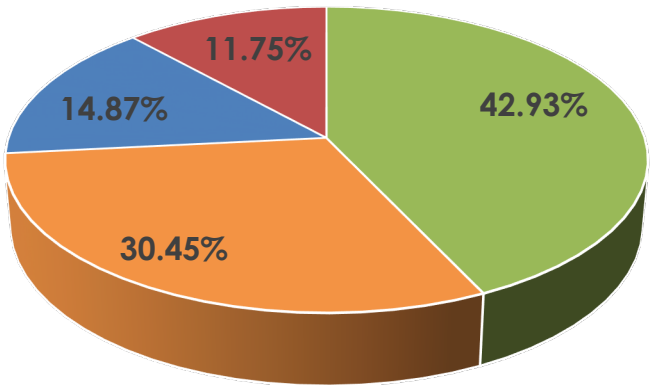
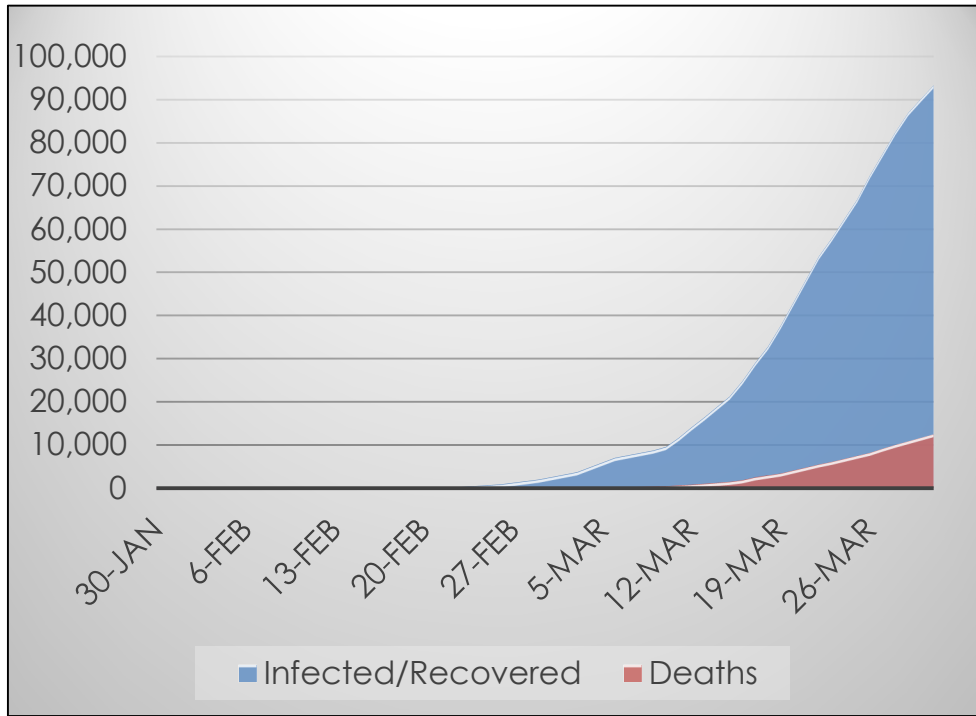
- Infected
- Hospitalized - Not Reported
- Recovered - Not Reported
- Deceased



Italy

Data at a Glance

Confirmed Cases:	105,792
Hospitalizations:	32,215
Recoveries:	15,729
Deaths:	12,428



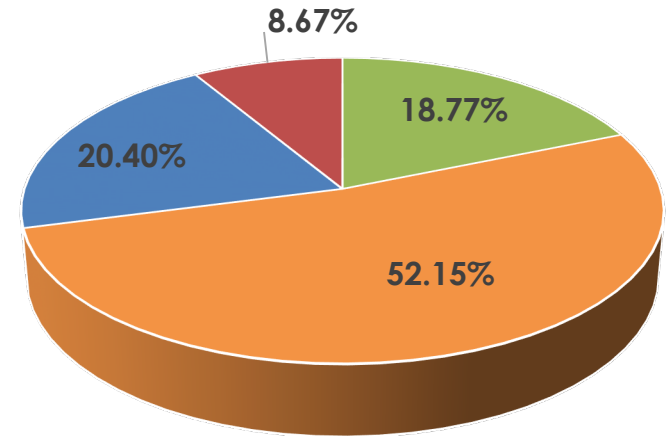
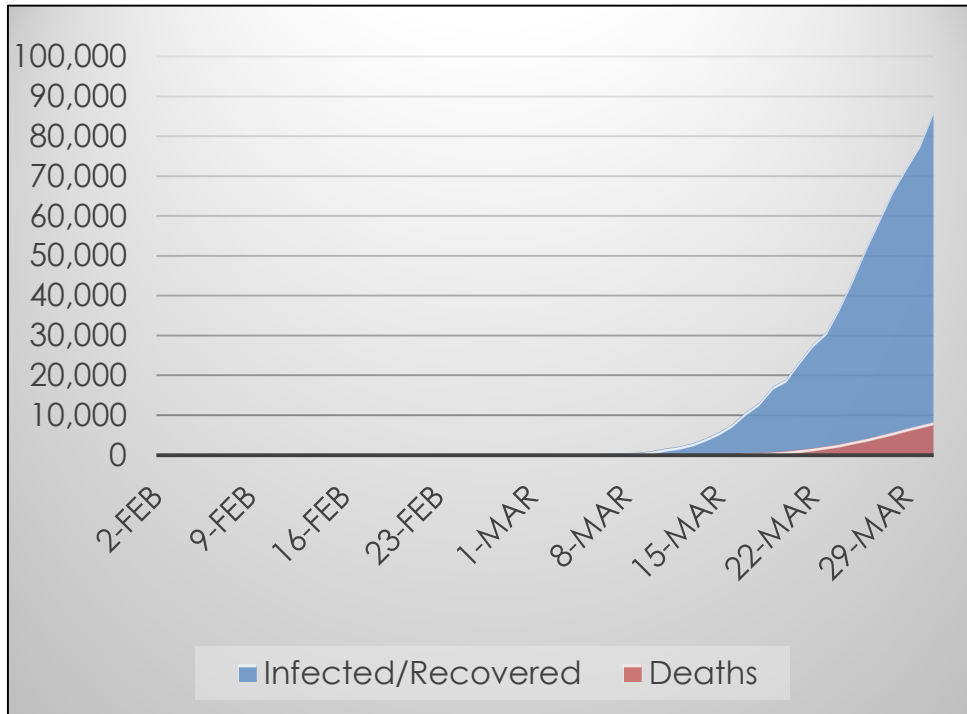
- Infected
- Hospitalized
- Recovered
- Deceased



Spain

Data at a Glance

Confirmed Cases:	94,417
Hospitalizations:	49,243
Recoveries:	19,259
Deaths:	8,189



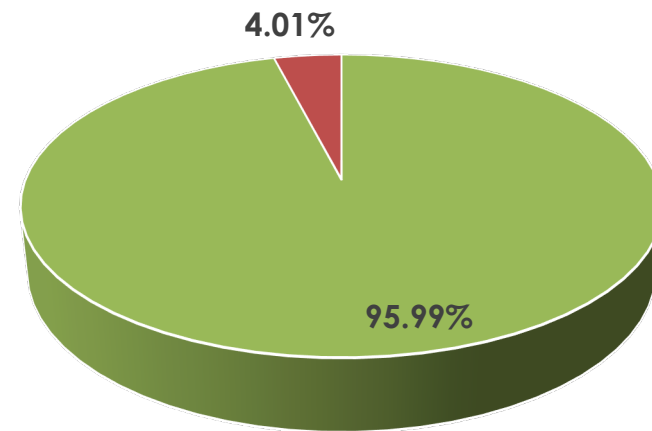
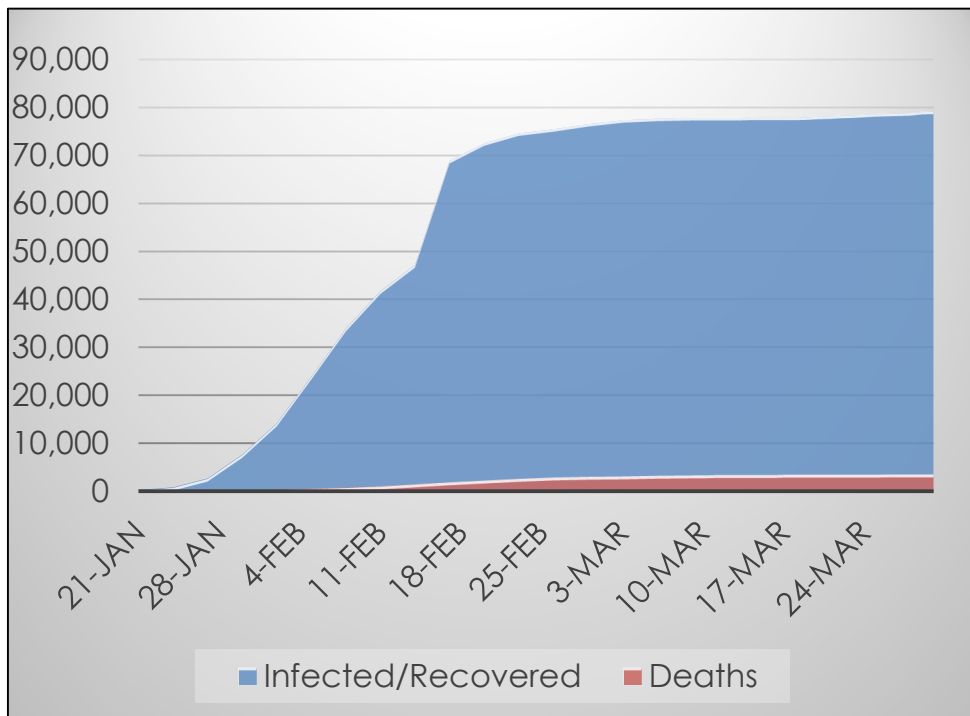
- Infected
- Hospitalized
- Recovered
- Deceased



China

Data at a Glance

Confirmed Cases: 82,447
Hospitalizations: Not Reported
Recoveries: Not Reported
Deaths: 3,310



- Infected
- Hospitalized - Not Reported
- Recovered - Not Reported
- Deceased

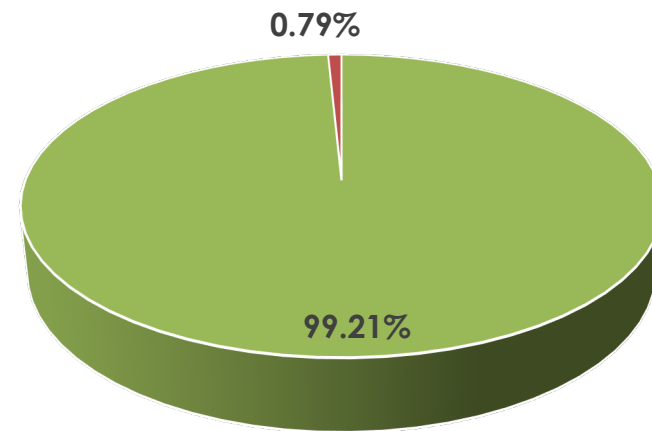
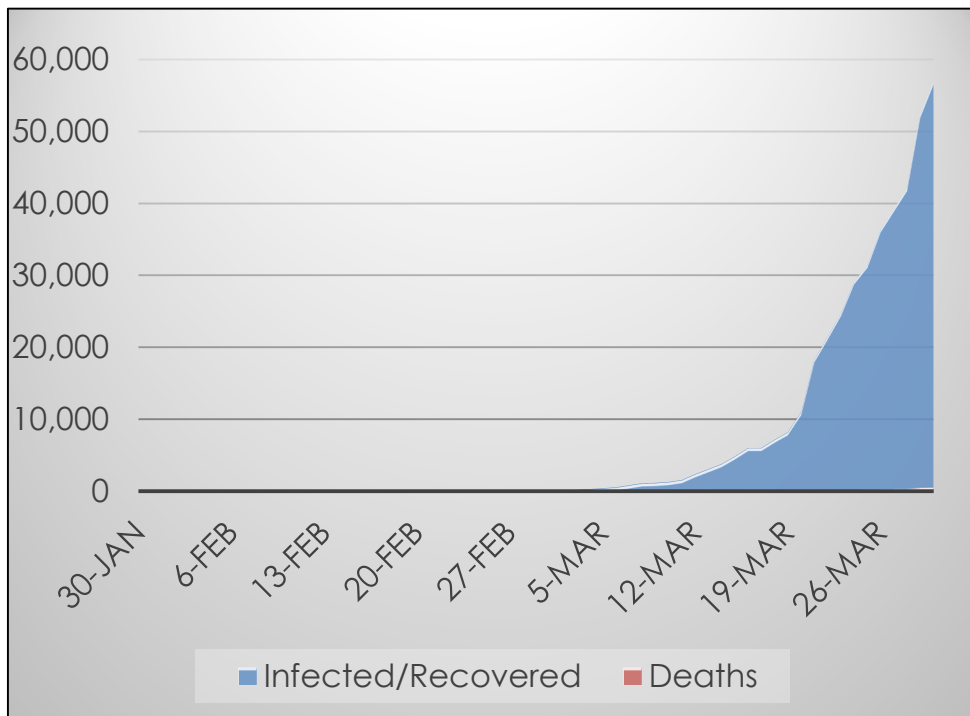


Germany

Data at a Glance



Confirmed Cases: 57,298
Hospitalizations: Not Reported
Recoveries: Not Reported
Deaths: 455



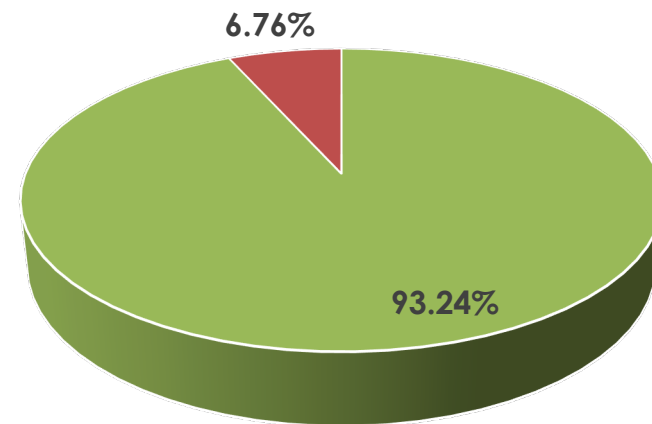
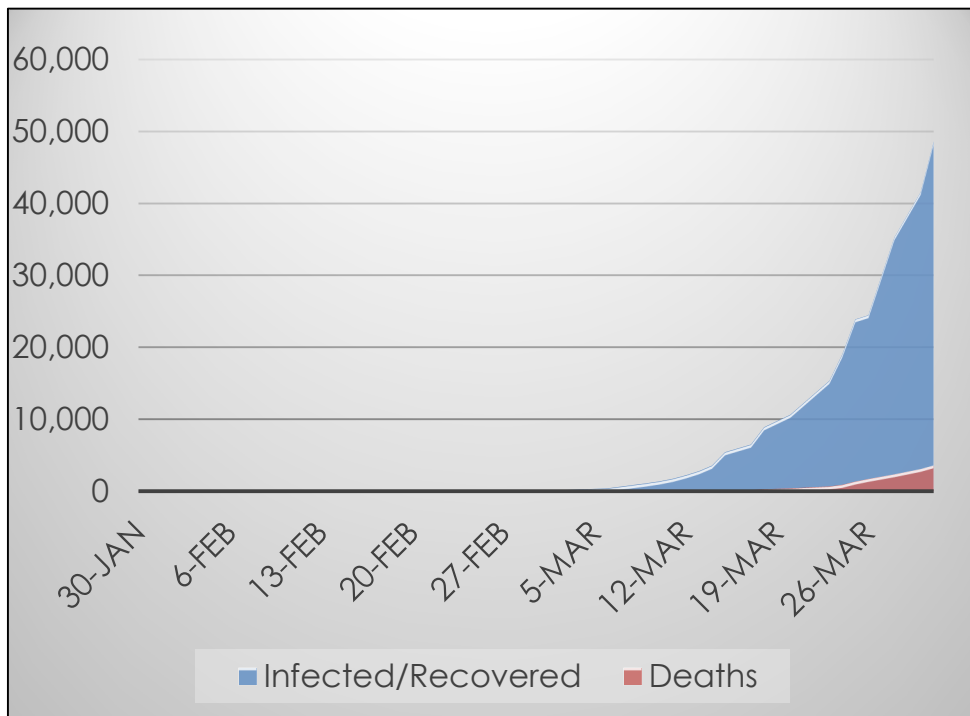

- Infected
- Hospitalized - Not Reported
- Recovered - Not Reported
- Deceased



France

Data at a Glance

Confirmed Cases: 52,128
Hospitalizations: Not Reported
Recoveries: Not Reported
Deaths: 3,523



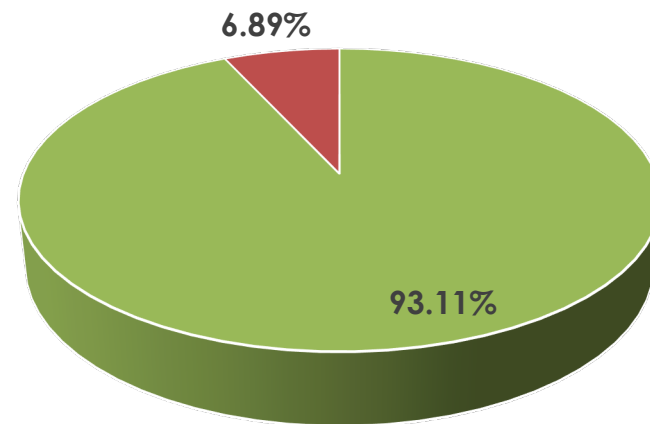
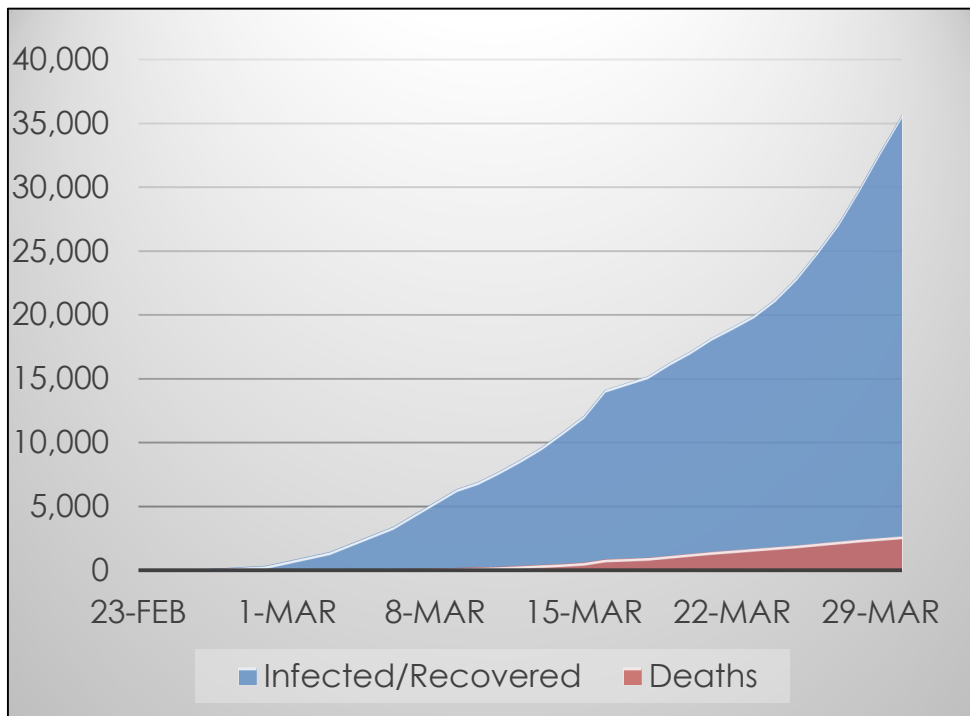

- Infected
- Hospitalized - Not Reported
- Recovered - Not Reported
- Deceased



Iran

Data at a Glance

Confirmed Cases: 38,309
Hospitalizations: Not Reported
Recoveries: Not Reported
Deaths: 2,640



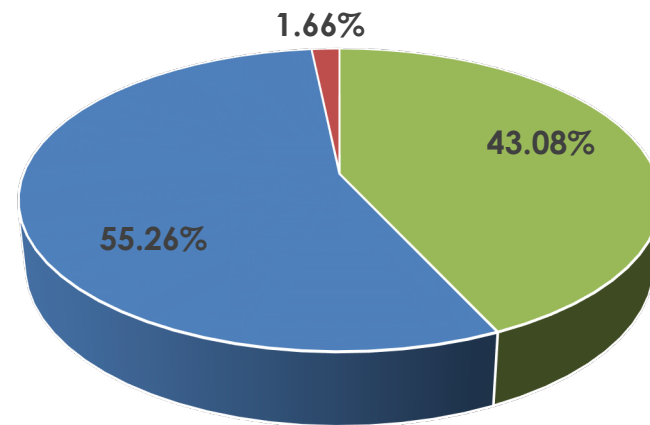
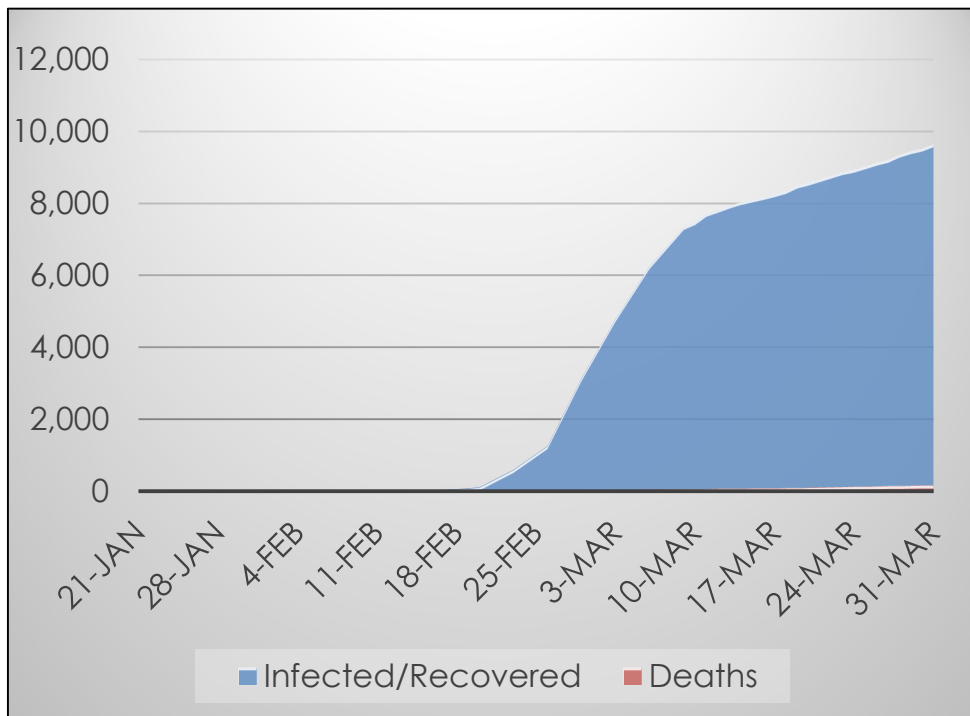

- Infected
- Hospitalized - Not Reported
- Recovered - Not Reported
- Deceased



South Korea

Data at a Glance

Confirmed Cases: 9,786
Hospitalizations: Not Reported
Recoveries: 5,408
Deaths: 162



- Infected
- Hospitalized - Not Reported
- Recovered
- Deceased



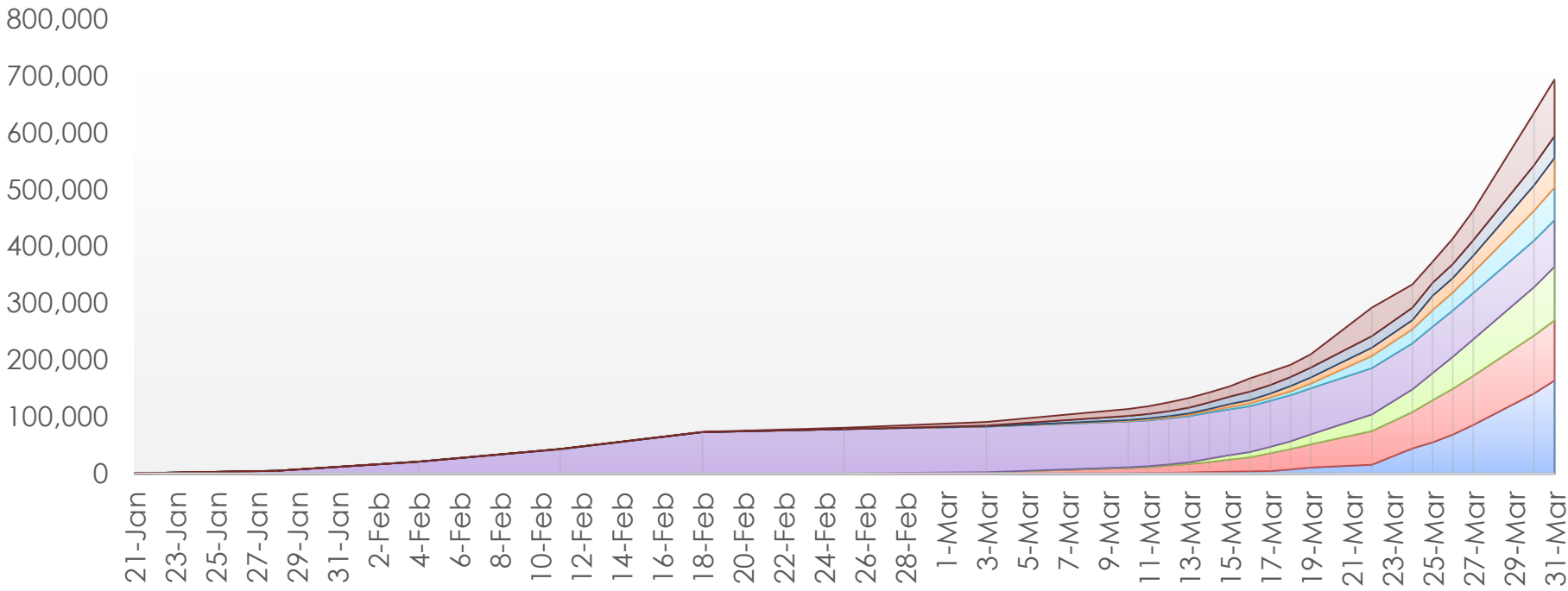
World Summary

Data at a Glance

Confirmed Cases: 693,282
 Deaths: 33,106
 International Mortality 4.78%

Countries Over 25,000

China	82,447	Italy	105,792
Iran	38,309	Spain	94,417
France	52,128	USA	163,539
Germany	57,298		



USA Italy Spain China Germany France Iran Rest of the World



Source: WHO Situation Report or the Nations' National Health Service
 NOTE: Some Counts are Delayed at Least One Day

Current Disease Prevalence and Estimated Recovery/Mortality Rates (Countries Over 2,500 Cases)

Country	Population	Previous Cases	New Cases	Confirmed Cases	% Increase	Recovered	Recovery Percentage	Deaths	Mortality Estimate	Contact Percentage
USA **	331,002,651	140,904	22,635	163,539	16.06%	Not Reported	Not Reported	2,860	1.7488%	0.049407%
Italy *	60,461,826	97,689	8,103	105,792	8.29%	15,729	14.87%	12,428	11.7476%	0.174973%
Spain *	46,754,778	78,797	15,620	94,417	19.82%	19,259	20.40%	8,189	8.6732%	0.201941%
China	1,439,323,776	82,356	91	82,447	0.11%	Not Reported	Not Reported	3,310	4.0147%	0.005728%
Germany	83,783,942	52,547	4,751	57,298	9.04%	Not Reported	Not Reported	455	0.7941%	0.068388%
France **	65,273,511	44,550	7,578	52,128	17.01%	Not Reported	Not Reported	3,523	6.7584%	0.079861%
Iran	83,992,949	35,408	2,901	38,309	8.19%	Not Reported	Not Reported	2,640	6.8913%	0.045610%
United Kingdom	67,886,011	17,093	2,433	19,526	14.23%	Not Reported	Not Reported	1,228	6.2891%	0.028763%
Switzerland	8,654,622	13,152	1,122	14,274	8.53%	Not Reported	Not Reported	257	1.8005%	0.164929%
Netherlands	17,134,872	9,762	1,104	10,866	11.31%	Not Reported	Not Reported	771	7.0955%	0.063415%
Belgium	11,589,623	9,134	1,702	10,836	18.63%	Not Reported	Not Reported	431	3.9775%	0.093497%
South Korea *	51,269,185	9,661	125	9,786	1.29%	5,408	55.26%	162	1.6554%	0.019087%
Turkey	84,086,339	7,402	1,869	9,271	25.25%	Not Reported	Not Reported	131	1.4130%	0.011026%
Austria	9,006,398	8,291	522	8,813	6.30%	Not Reported	Not Reported	86	0.9758%	0.097853%
Portugal	10,205,078	5,170	792	5,962	15.32%	Not Reported	Not Reported	119	1.9960%	0.058422%
Canada	37,742,154	4,757	898	5,655	18.88%	Not Reported	Not Reported	61	1.0787%	0.014983%
Israel	8,617,452	3,865	382	4,247	9.88%	Not Reported	Not Reported	15	0.3532%	0.049284%
Norway	5,421,241	3,845	257	4,102	6.68%	Not Reported	Not Reported	22	0.5363%	0.075665%
Australia	25,499,884	3,966	0	3,966	0.00%	Not Reported	Not Reported	16	0.4034%	0.015553%
Brazil	212,145,978	3,417	487	3,904	14.25%	Not Reported	Not Reported	114	2.9201%	0.001840%
Sweden	10,099,265	3,447	253	3,700	7.34%	Not Reported	Not Reported	110	2.9730%	0.036636%
Czechia	10,703,334	2,663	166	2,829	6.23%	Not Reported	Not Reported	16	0.5656%	0.026431%
Ireland	4,922,413	2,415	200	2,615	8.28%	Not Reported	Not Reported	46	1.7591%	0.053124%
Totals/Averages	3,871,685,247	640,291	73,991	714,282	11.56%	Not Available		36,990	5.1786%	0.018449%

Sources: WHO Situation Report (Delayed One Day)

* Reported from the Countries National Health Organization

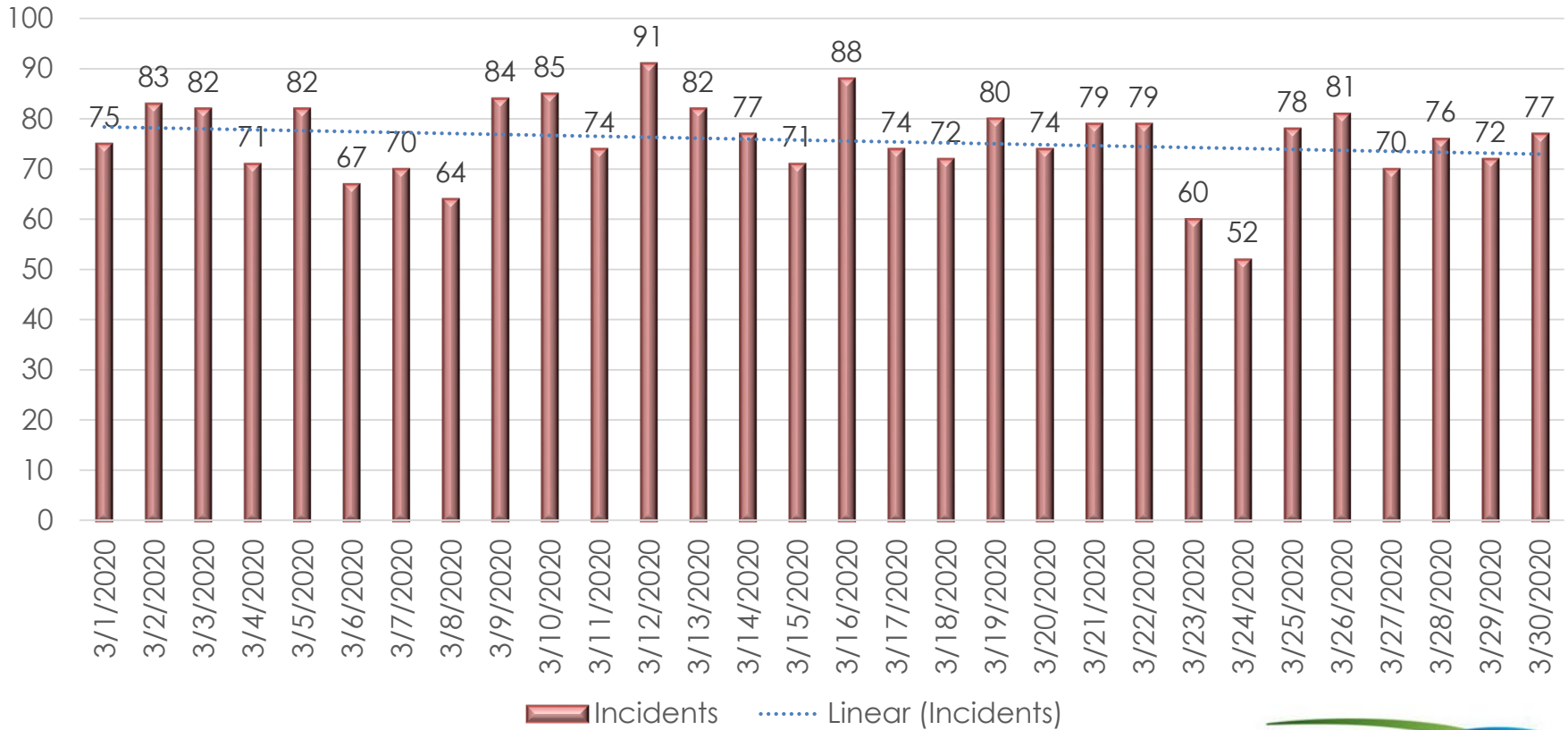
** Reported by the CDC

*** Did not report

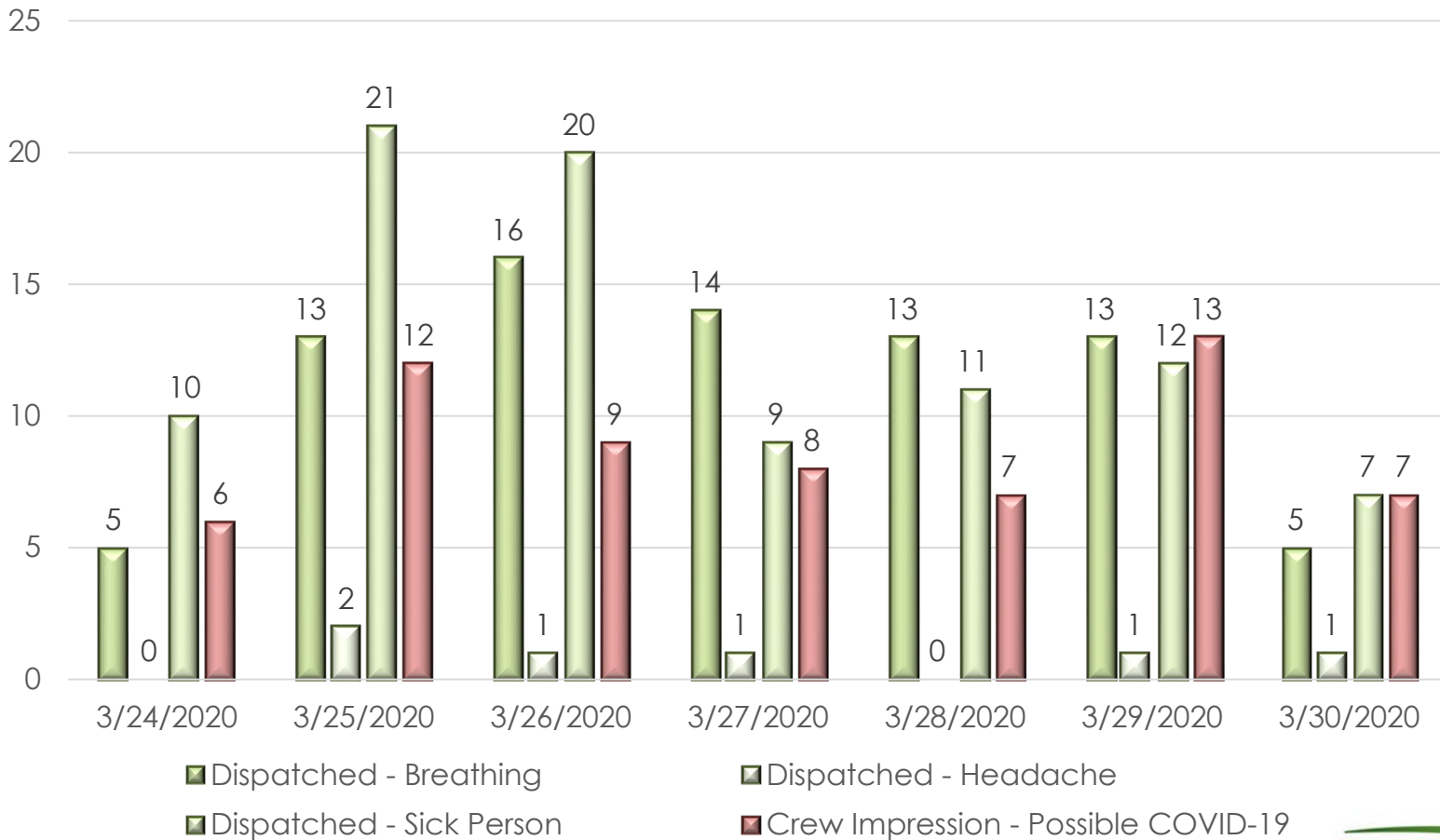
Daily EMS Unit Utilization – Last 30 Days

30-Day Average: 75.67 (EMS Only)

Total Daily Incidents (Including Fire Calls): 91



"Potential" Call Types and Crew Impressions - Last 7 Days



Values in green are dispatched call types for that day.

Values in red are calls in which crews deemed the patient a potential for COVID-19*

As such these values may not correlate



* By crews listing COVID-19 as a primary or secondary impression or by completing the "Outbreak Screening" form in ESO.

Non-Traumatic, Non-Transported Dead On Scene

