



DAYTON



DAYTON FIRE DEPARTMENT

COVID-19

Daily Statistical Update

Numbers Thru

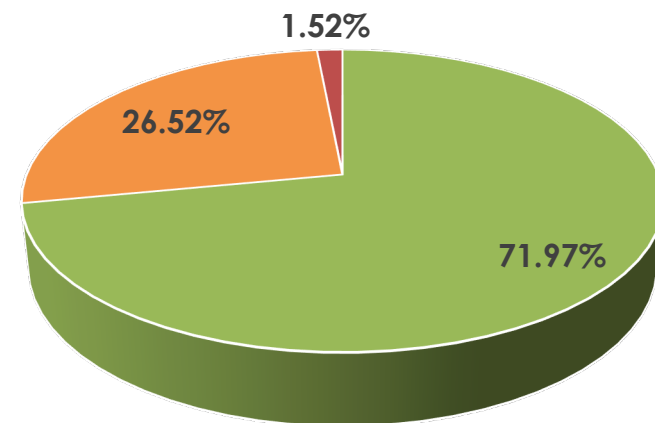
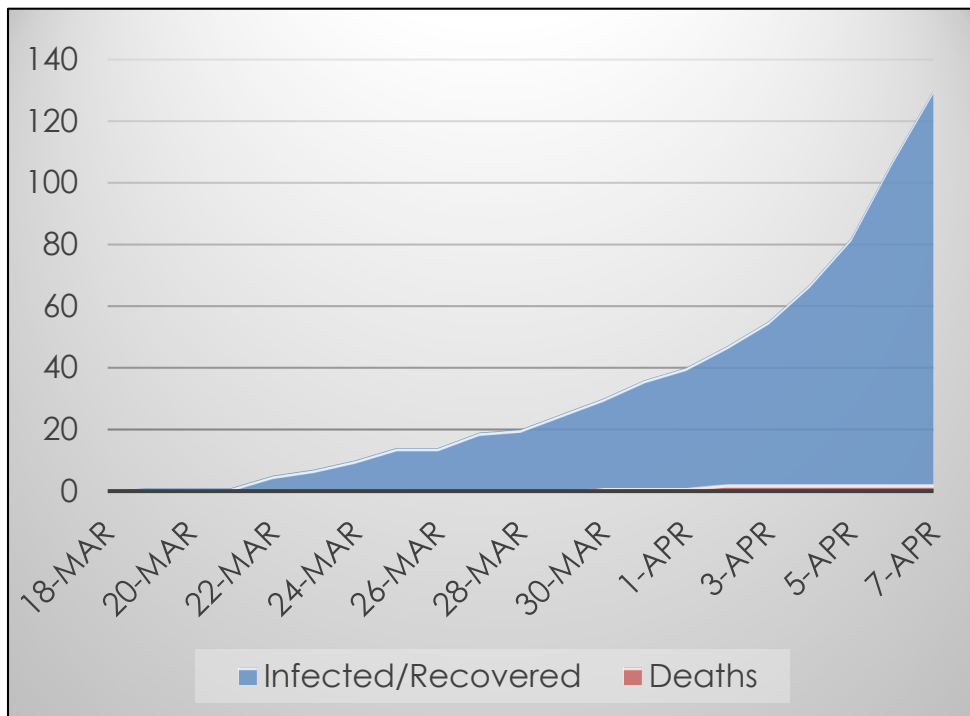
7-Apr-2020



Dayton/Montgomery County

Data at a Glance

Confirmed Cases:	132
Hospitalizations:	35
Recoveries:	Not Reported
Deaths:	2



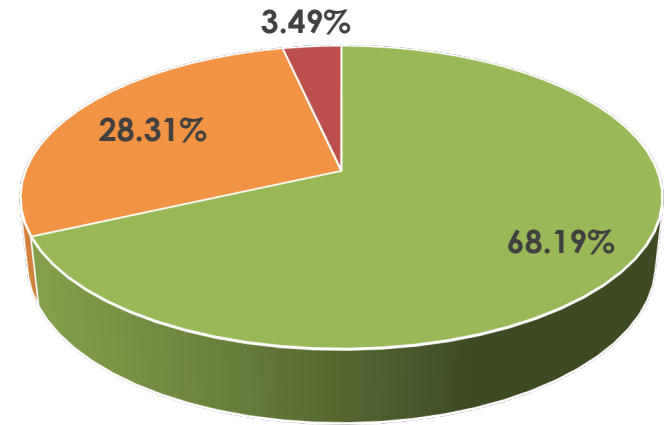
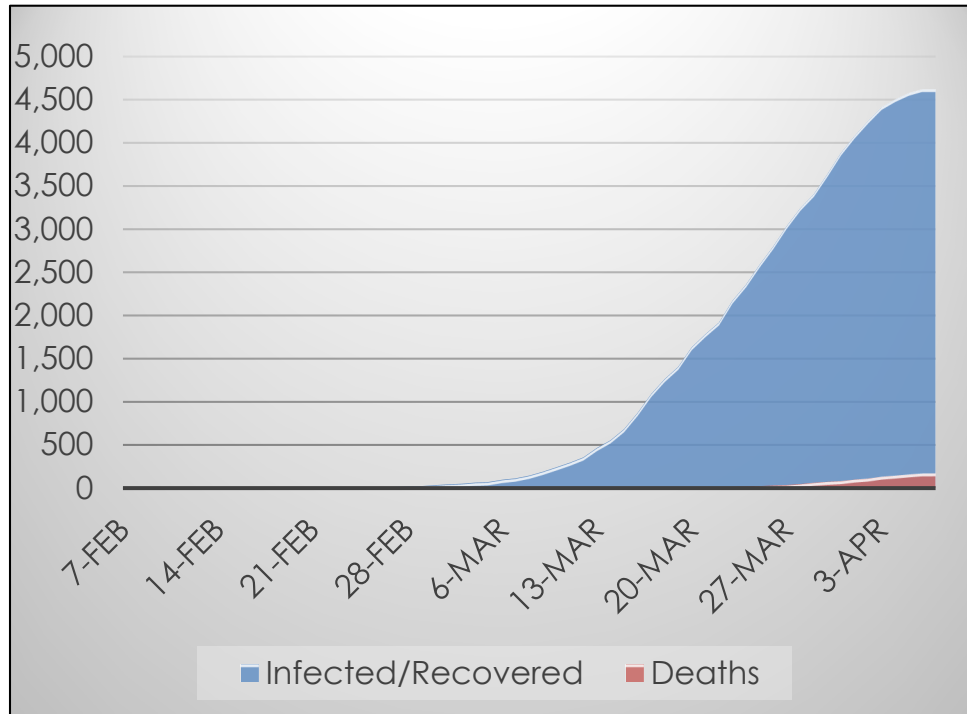

- Infected
- Hospitalized
- Recovered - Not Reported
- Deceased - None Reported



State of Ohio

Data at a Glance

Confirmed Cases:	4,782
Hospitalizations:	1,354
Recoveries:	Not Reported
Deaths:	167



- Infected
- Hospitalized
- Recovered - Not Reported
- Deceased

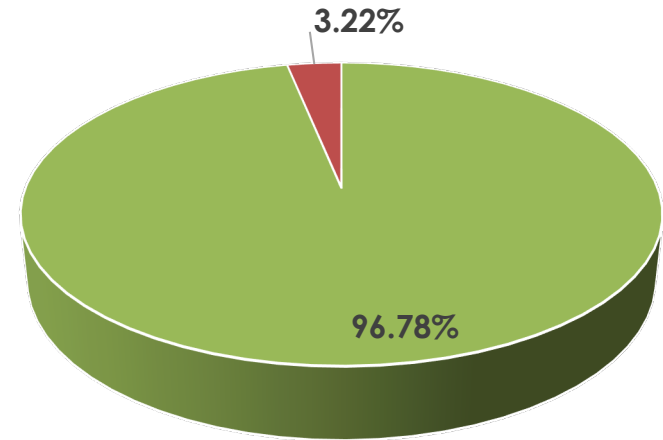

Note: Ohio re-updates all previous days information with new data. Though much more accurate will cause differences in how the epidemiological curve presents.



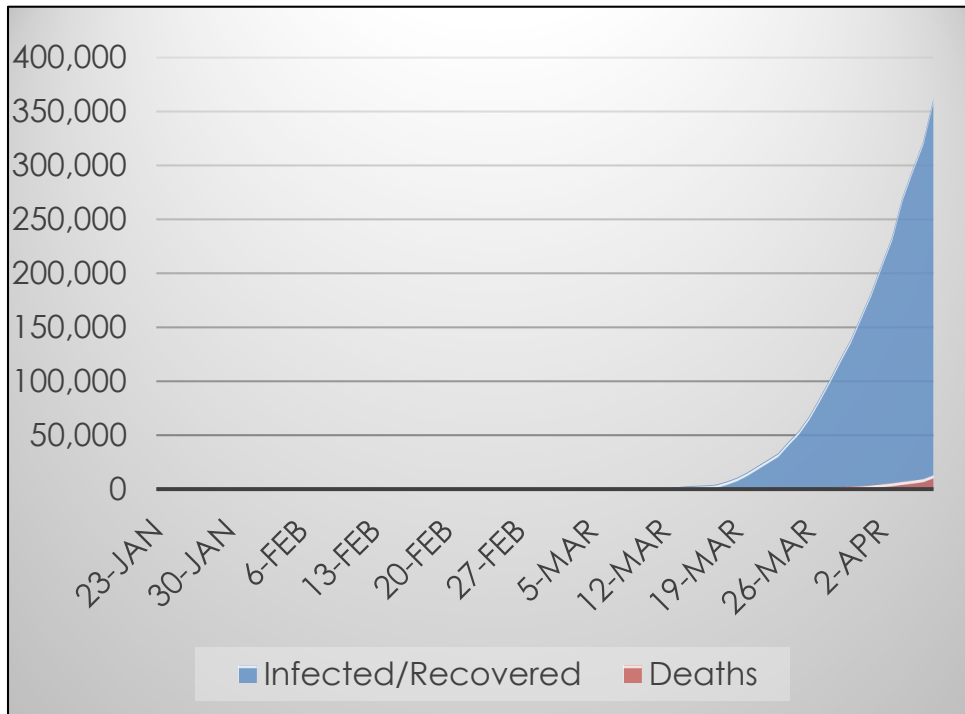
The United States

Data at a Glance

Confirmed Cases: 374,329
Hospitalizations: Not Reported
Recoveries: Not Reported
Deaths: 12,064



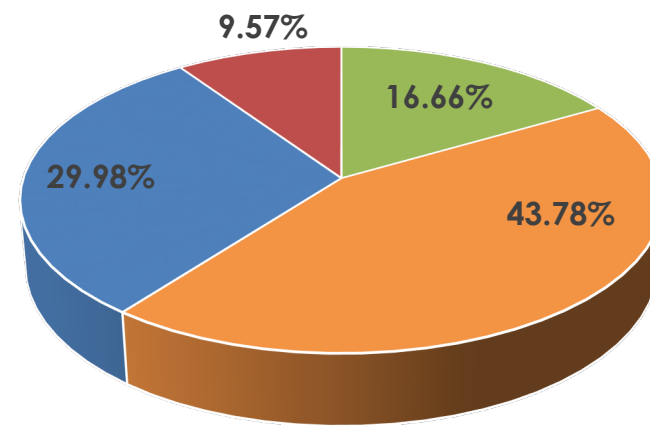
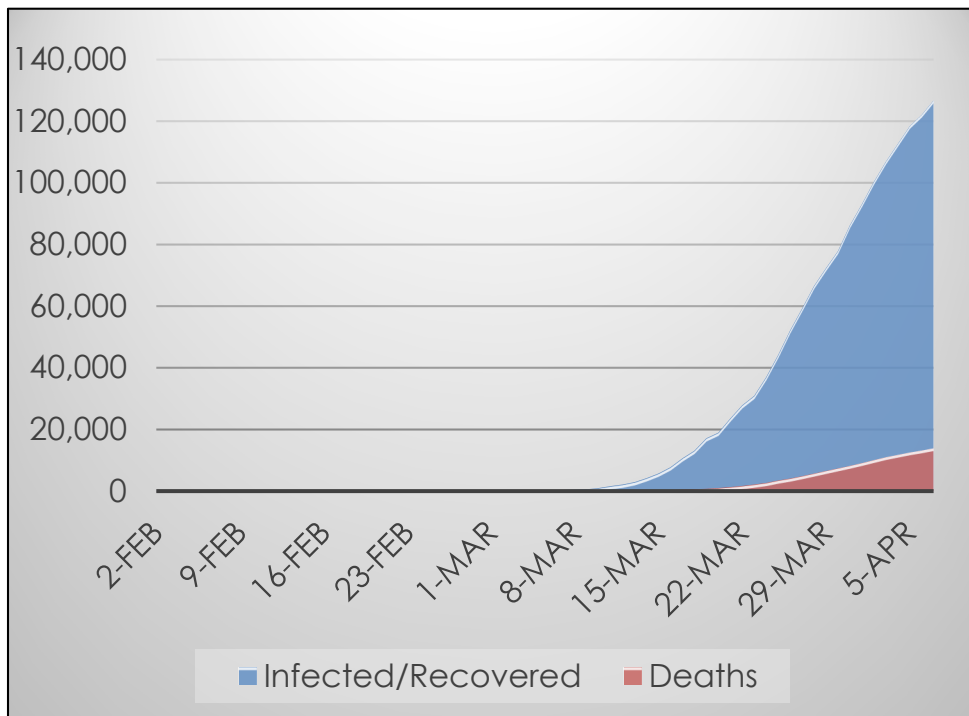
- Infected
- Hospitalized - Not Reported
- Recovered - Not Reported
- Deceased



Spain

Data at a Glance

Confirmed Cases: 140,510
Hospitalizations: 63,093
Recoveries: 43,208
Deaths: 13,798



- Infected
- Hospitalized
- Recovered
- Deceased

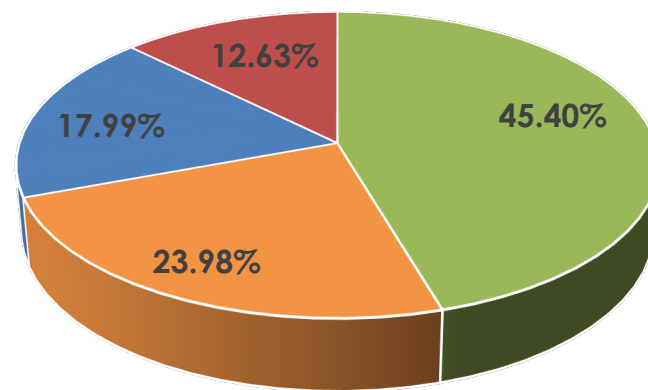
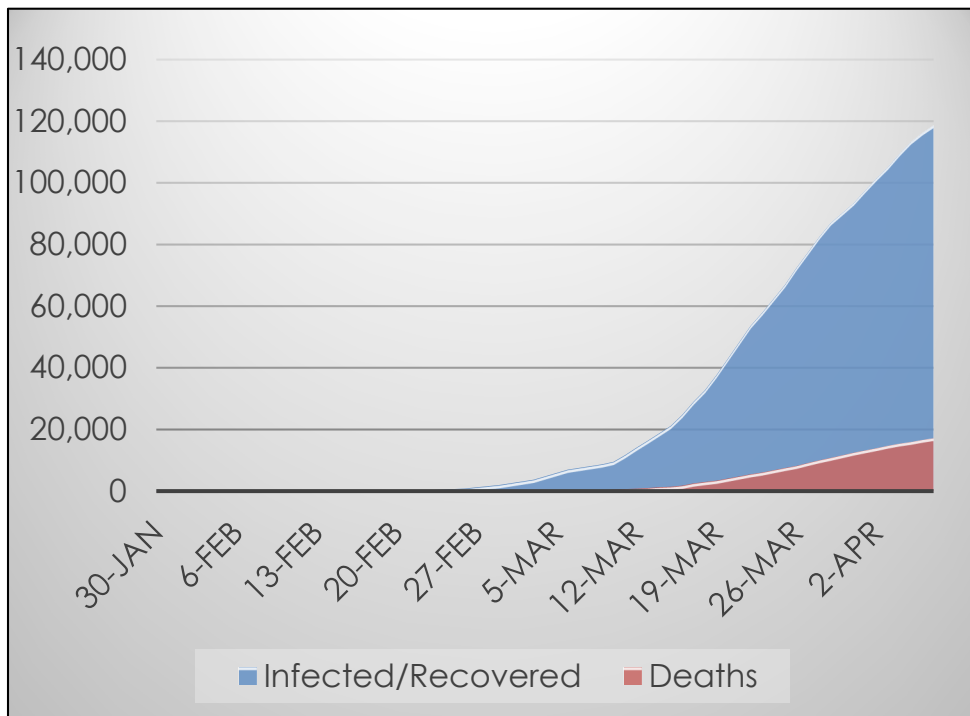


Italy



Data at a Glance

Confirmed Cases:	135,586
Hospitalizations:	32,690
Recoveries:	24,392
Deaths:	17,127



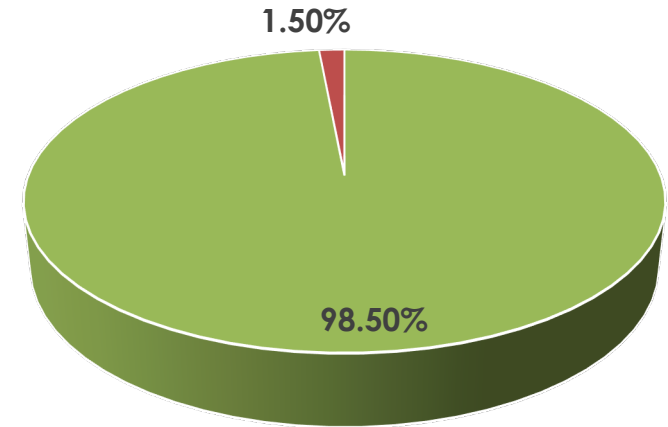
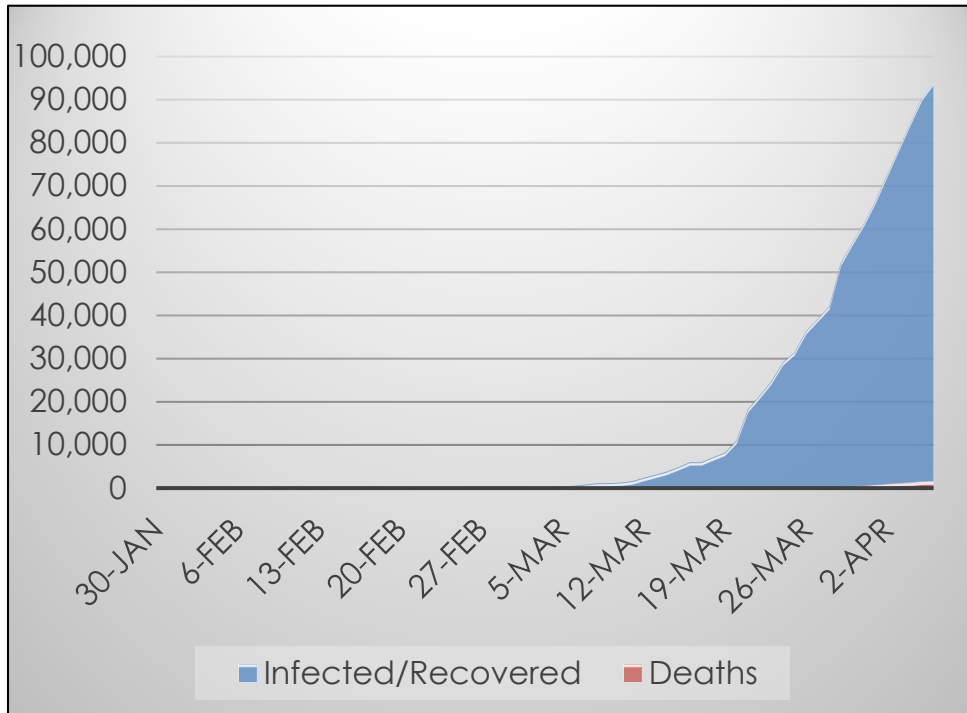
- Infected
- Hospitalized
- Recovered
- Deceased



Germany

Data at a Glance

Confirmed Cases: 95,391
Hospitalizations: Not Reported
Recoveries: Not Reported
Deaths: 1,434



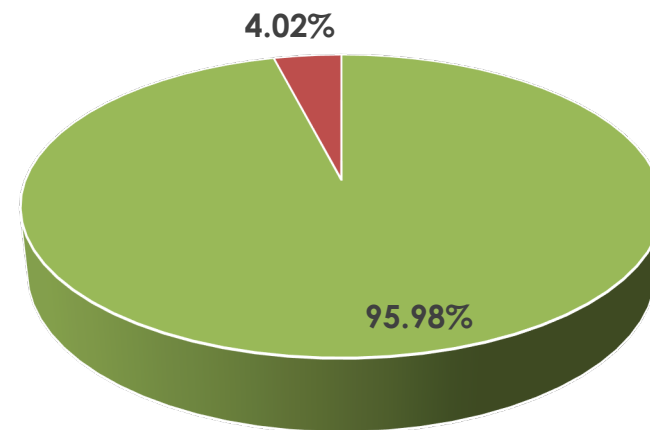
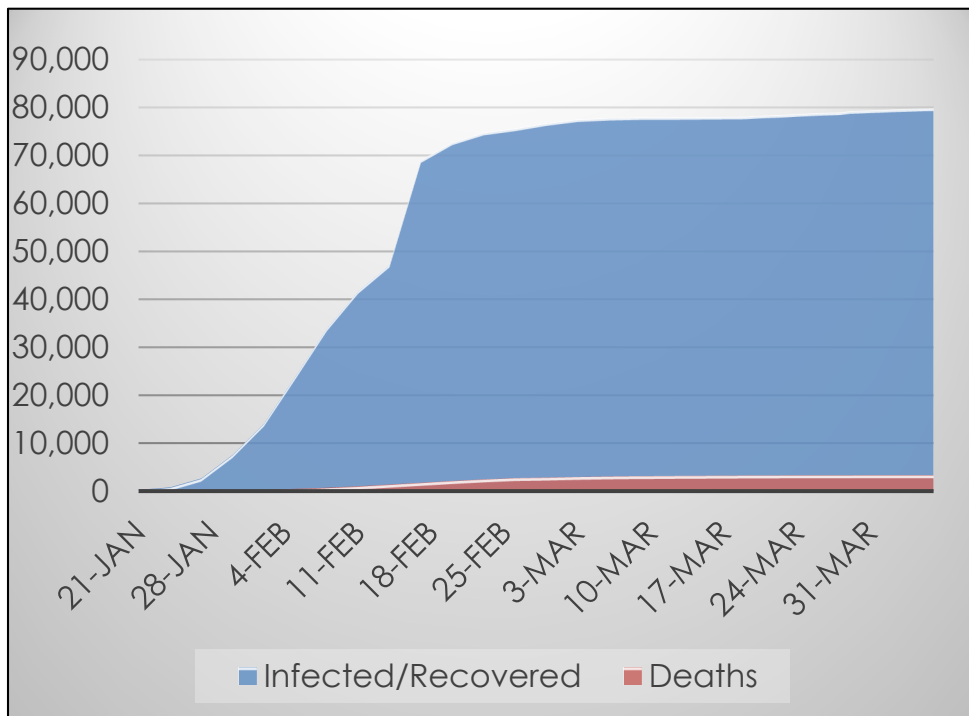

- Infected
- Hospitalized - Not Reported
- Recovered - Not Reported
- Deceased



China

Data at a Glance


Confirmed Cases: 83,005
Hospitalizations: Not Reported
Recoveries: Not Reported
Deaths: 3,340



- Infected
- Hospitalized - Not Reported
- Recovered - Not Reported
- Deceased

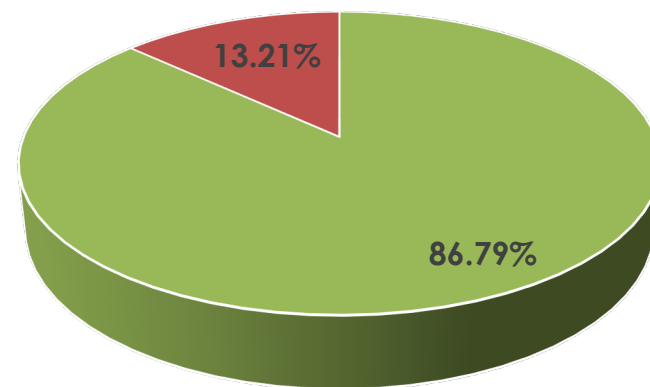
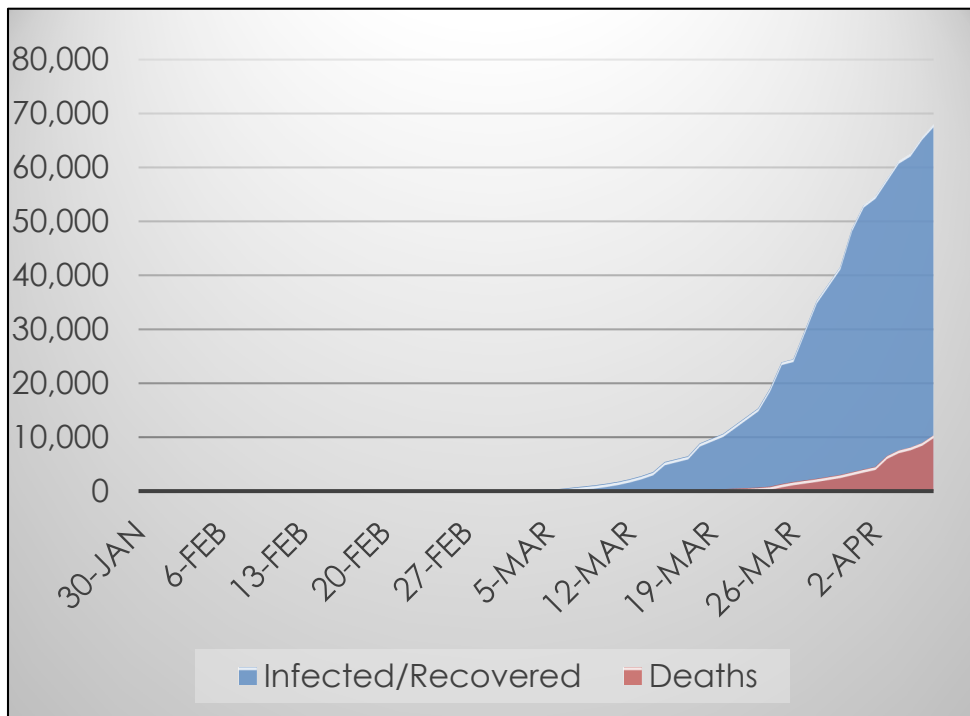


France



Data at a Glance

Confirmed Cases: 78,167
Hospitalizations: Not Reported
Recoveries: Not Reported
Deaths: 10,328



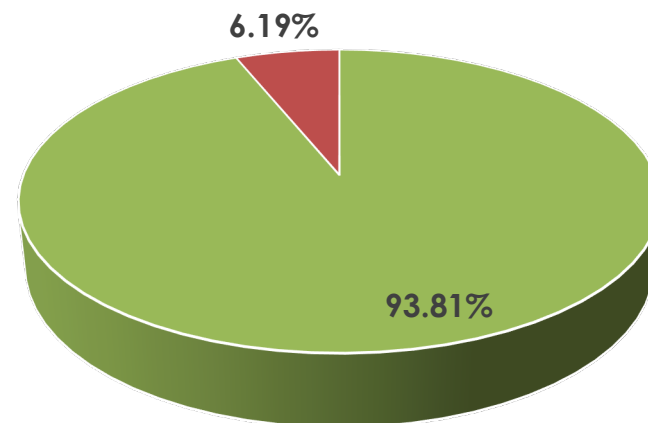

- Infected
- Hospitalized - Not Reported
- Recovered - Not Reported
- Deceased



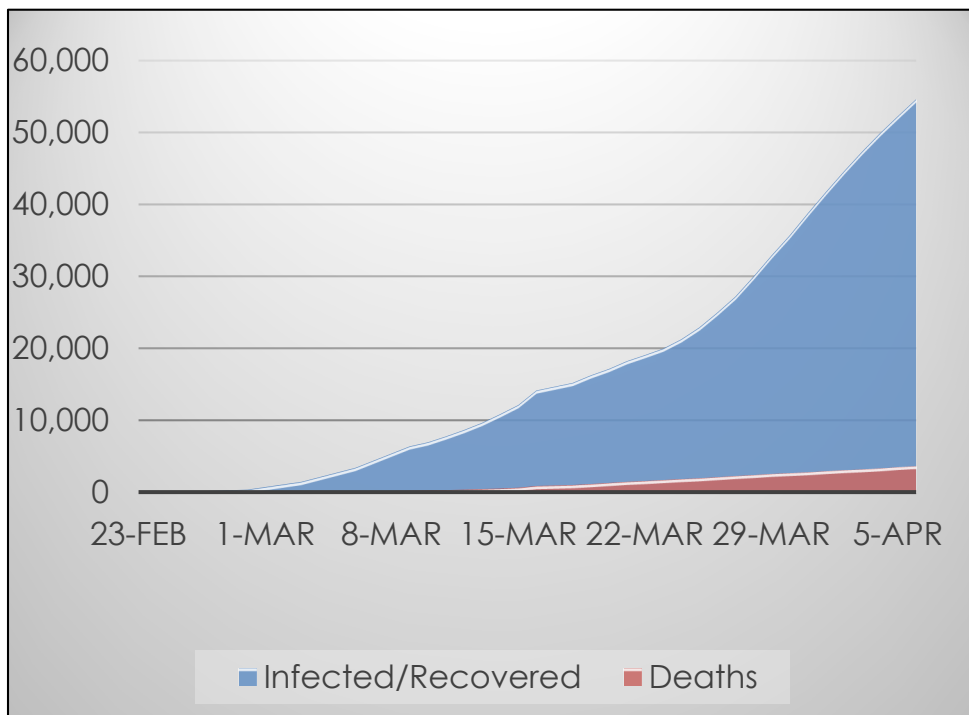
Iran

Data at a Glance

Confirmed Cases: 58,226
Hospitalizations: Not Reported
Recoveries: Not Reported
Deaths: 3,603



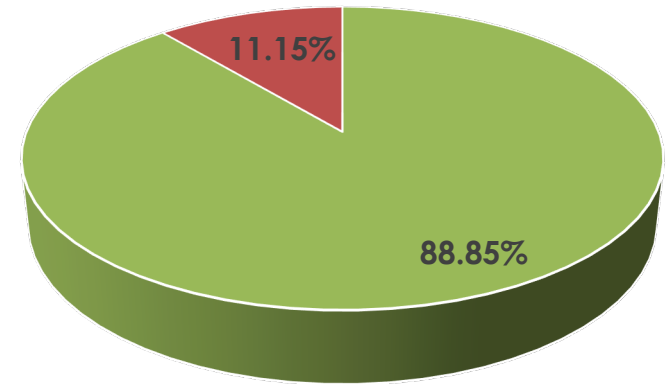
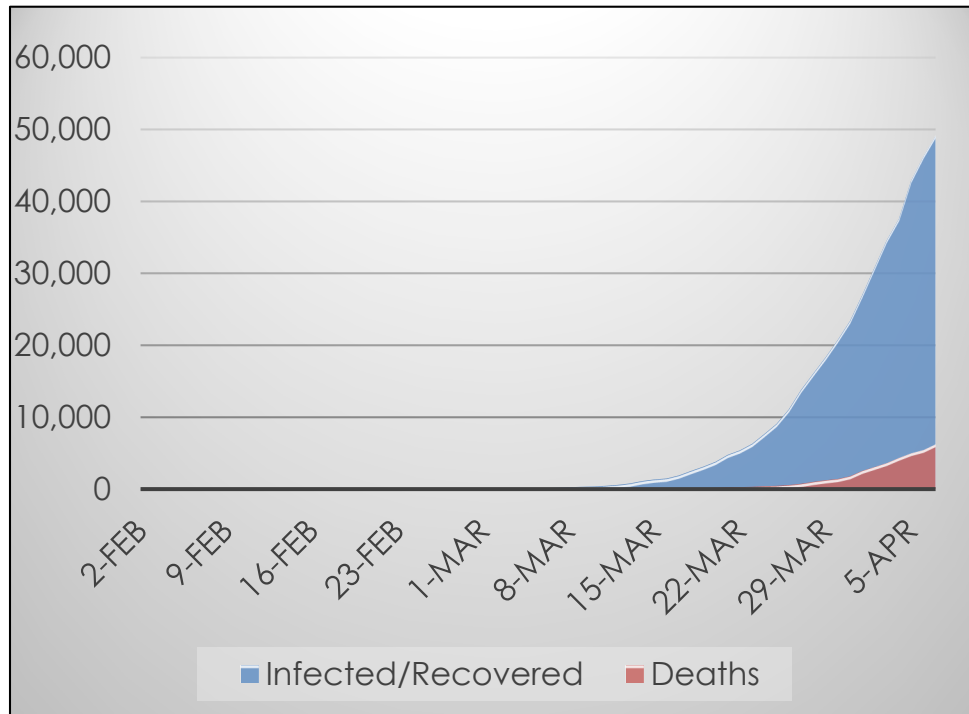
- Infected
- Hospitalized - Not Reported
- Recovered - Not Reported
- Deceased



The United Kingdom

Data at a Glance

Confirmed Cases: 55,242
Hospitalizations: Not Reported
Recoveries: Not Reported
Deaths: 6,159



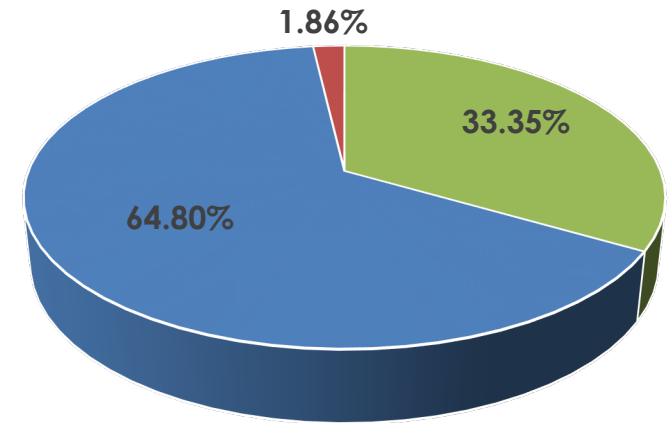
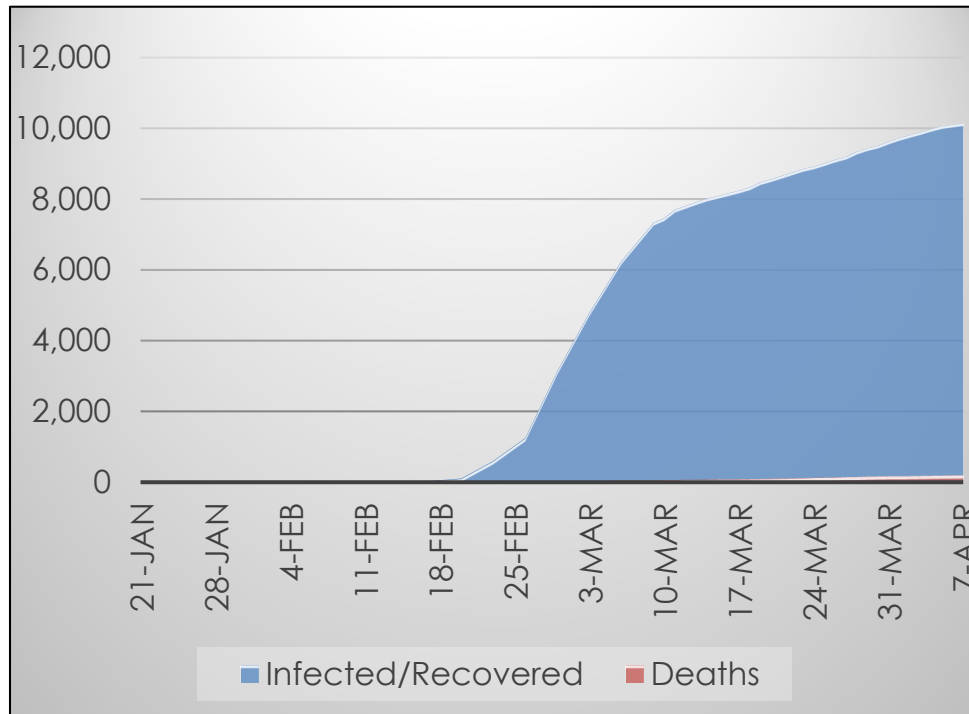
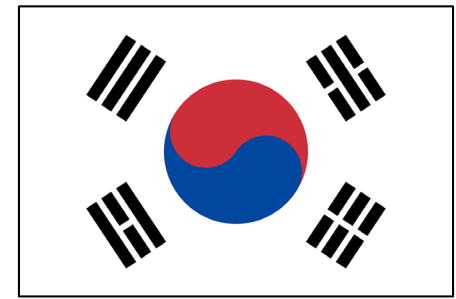
- Infected
- Hospitalized - Not Reported
- Recovered - Not Reported
- Deceased



South Korea

Data at a Glance

Confirmed Cases: 10,331
Hospitalizations: Not Reported
Recoveries: 6,694
Deaths: 192



- Infected
- Hospitalized - Not Reported
- Recovered
- Deceased



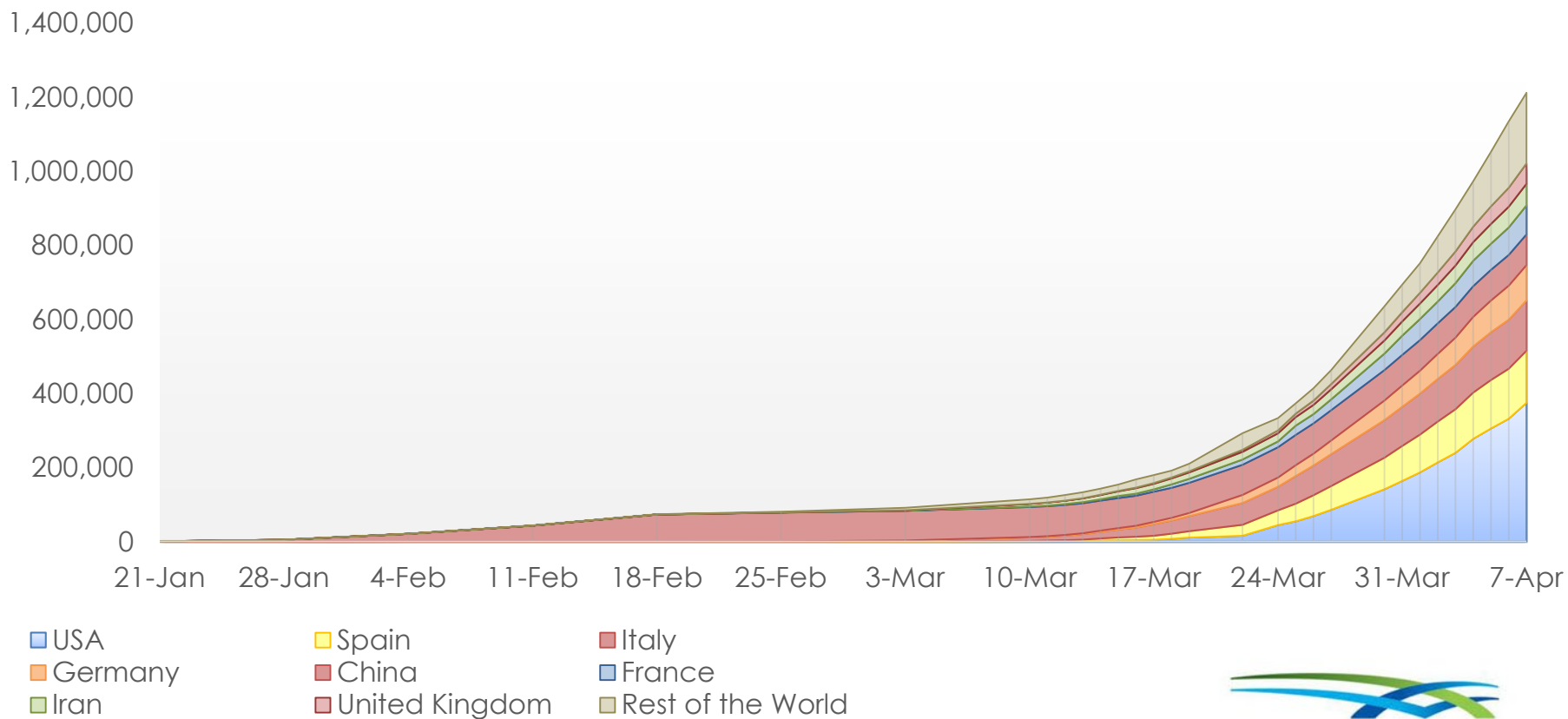
World Summary

Data at a Glance

Confirmed Cases: 1,210,956
 Deaths: 67,594
 International Mortality 5.58%

Countries Over 30,000

China	83,005	Italy	135,586
Iran	58,226	Spain	140,510
France	78,167	USA	374,329
Germany	95,391	UK	55,242



Source: WHO Situation Report or the Nations' National Health Service

NOTE: Some Counts are Delayed at Least One Day

Current Disease Prevalence and Estimated Recovery/Mortality Rates (Countries Over 5,000 Cases)

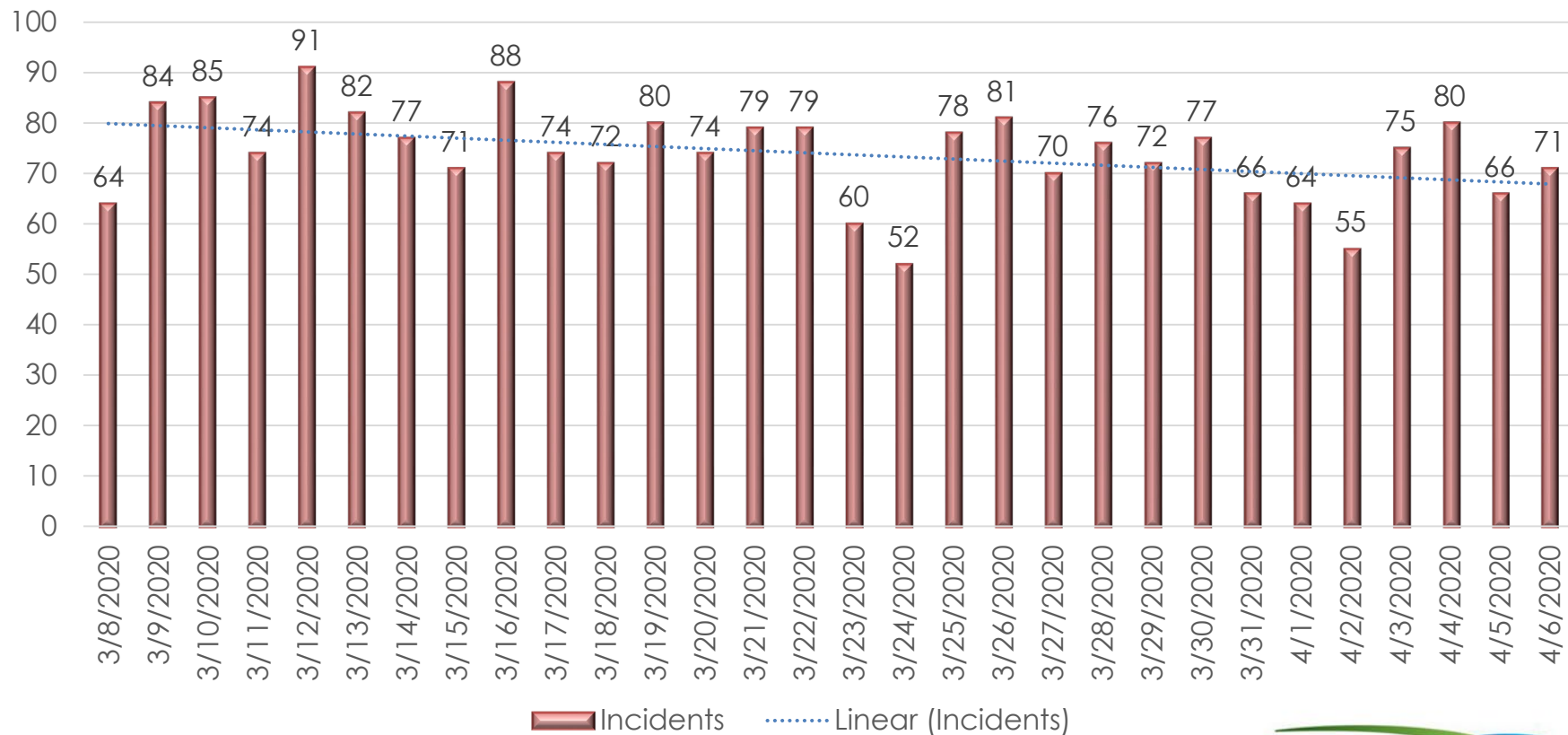
Country	Population	Previous Cases	New Cases	Confirmed Cases	% Increase	Recovered	Recovery Percentage	Deaths	Mortality Estimate	Contact Percentage
USA	331,002,651	330,891	43,438	374,329	13.13%	Not Reported	Not Reported	12,064	3.2228%	0.113089%
Spain	46,754,778	135,032	5,478	140,510	4.06%	43,208	30.75%	13,798	9.8199%	0.300525%
Italy	60,461,826	132,547	3,039	135,586	2.29%	24,392	17.99%	17,127	12.6318%	0.224251%
Germany	83,783,942	91,714	3,677	95,391	4.01%	Not Reported	Not Reported	1,434	1.5033%	0.113854%
China	1,439,323,776	82,930	75	83,005	0.09%	Not Reported	Not Reported	3,340	4.0239%	0.005767%
France	65,273,511	74,390	3,777	78,167	5.08%	Not Reported	Not Reported	10,328	13.2127%	0.119753%
Iran	83,992,949	55,743	2,483	58,226	4.45%	Not Reported	Not Reported	3,603	6.1880%	0.069322%
United Kingdom	67,886,011	51,608	3,634	55,242	7.04%	Not Reported	Not Reported	6,159	11.1491%	0.081375%
Turkey	84,086,339	23,934	3,135	27,069	13.10%	Not Reported	Not Reported	574	2.1205%	0.032192%
Switzerland	8,654,622	20,489	576	21,065	2.81%	Not Reported	Not Reported	715	3.3943%	0.243396%
Belgium	11,589,623	18,431	1,260	19,691	6.84%	Not Reported	Not Reported	1,447	7.3485%	0.169902%
Netherlands	17,134,872	16,627	1,224	17,851	7.36%	Not Reported	Not Reported	1,766	9.8930%	0.104179%
Canada	37,742,154	12,938	966	13,904	7.47%	Not Reported	Not Reported	231	1.6614%	0.036839%
Austria	9,006,398	11,766	217	11,983	1.84%	Not Reported	Not Reported	204	1.7024%	0.133050%
Portugal	10,205,078	10,524	754	11,278	7.16%	Not Reported	Not Reported	295	2.6157%	0.110514%
South Korea	51,269,185	10,284	47	10,331	0.46%	6,694	64.80%	192	1.8585%	0.020151%
Brazil	212,145,978	9,056	1,222	10,278	13.49%	Not Reported	Not Reported	432	4.2032%	0.004845%
Israel	8,617,452	7,589	429	8,018	5.65%	Not Reported	Not Reported	46	0.5737%	0.093044%
Sweden	10,099,265	6,443	387	6,830	6.01%	Not Reported	Not Reported	401	5.8712%	0.067629%
Australia	25,499,884	5,635	109	5,744	1.93%	Not Reported	Not Reported	36	0.6267%	0.022526%
Norway	5,421,241	5,510	130	5,640	2.36%	Not Reported	Not Reported	58	1.0284%	0.104035%
Russia	145,918,773	4,731	658	5,389	13.91%	Not Reported	Not Reported	45	0.8350%	0.003693%
Ireland	4,922,413	4,604	507	5,111	11.01%	Not Reported	Not Reported	158	3.0914%	0.103831%
Totals/Averages	2,820,792,721	1,123,416	77,222	1,200,638	6.87%	Not Available		74,453	6.2011%	0.042564%

Daily EMS Unit Utilization – Last 30 Days

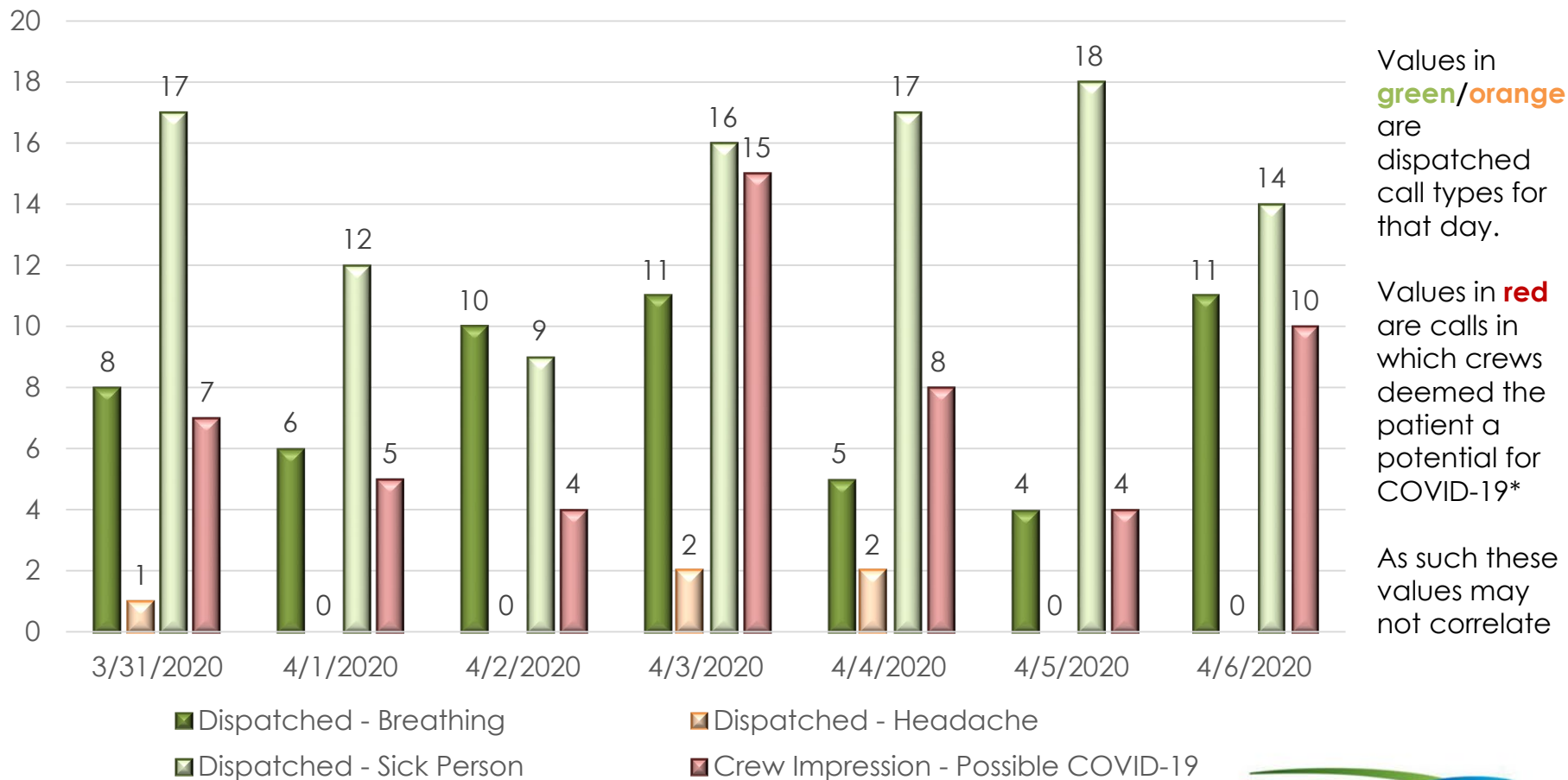
30-Day Average: 73.90 (EMS Only)

April 2019 Average: 79.10

Total Daily Incidents (Including Fire Calls): 99



“Potential” Call Types and Crew Impressions - Last 7 Days



* By crews listing COVID-19 as a primary or secondary impression or by completing the “Outbreak Screening” form in ESO.

Non-Traumatic, Non-Transported Dead On Scene

Daily Average = 1.43

