



# DAYTON



# DAYTON FIRE DEPARTMENT

---

## COVID-19 Daily Statistical Update

Numbers Thru

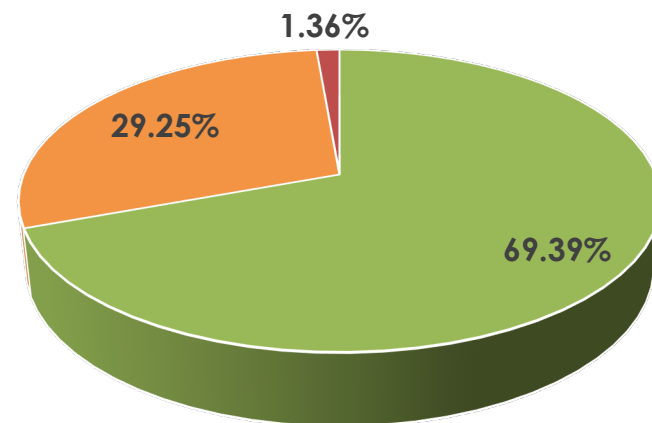
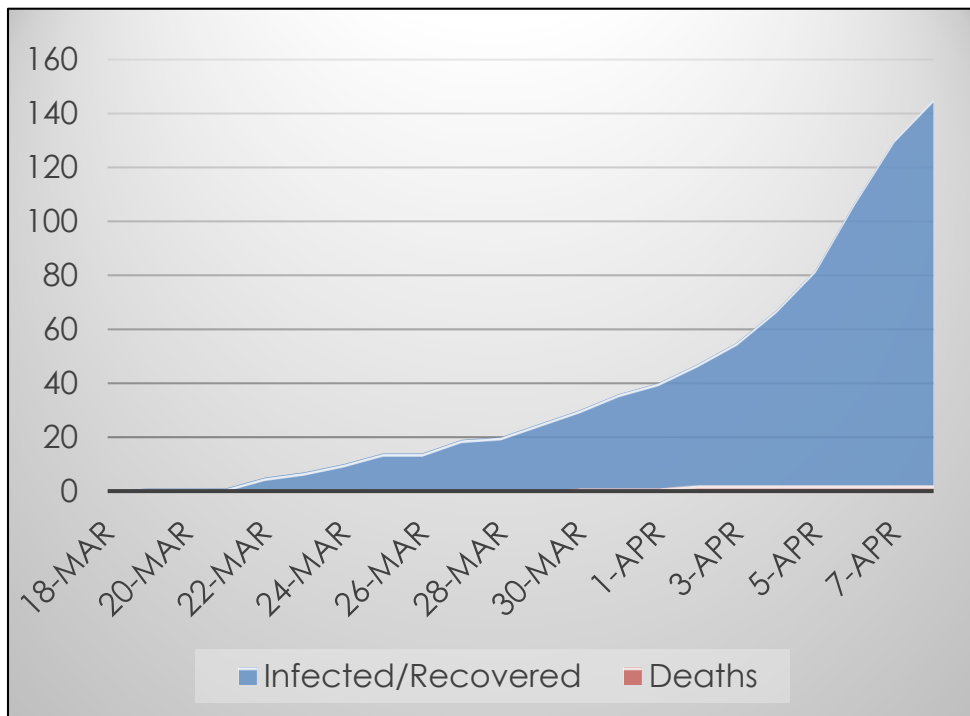
8-Apr-2020



# Dayton/Montgomery County

## Data at a Glance

Confirmed Cases:	147
Hospitalizations:	43
Recoveries:	Not Reported
Deaths:	2



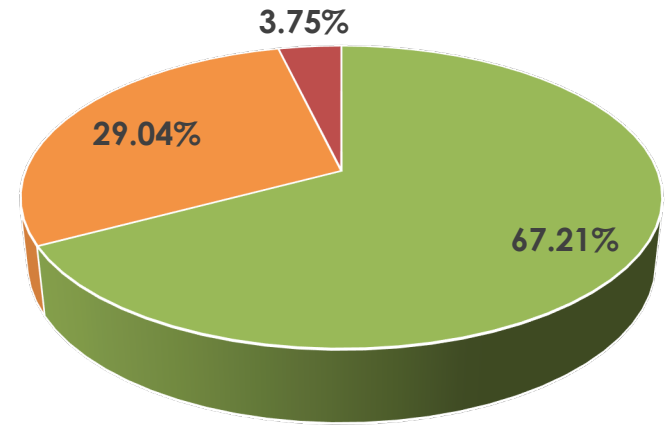
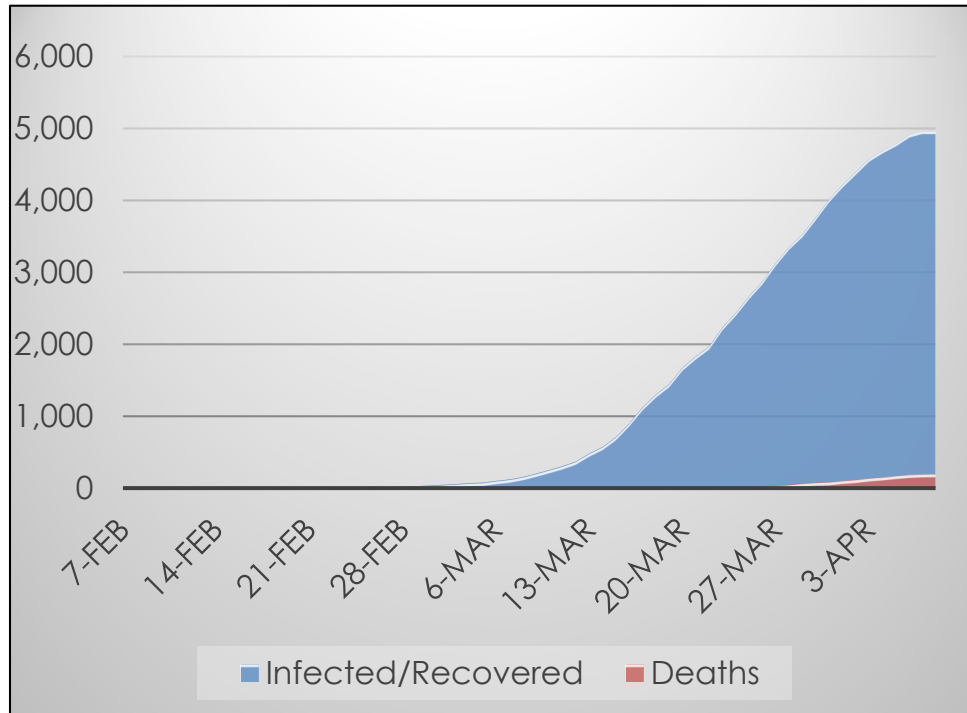

- Infected
- Hospitalized
- Recovered - Not Reported
- Deceased - None Reported



# State of Ohio

## Data at a Glance

Confirmed Cases:	5,148
Hospitalizations:	1,495
Recoveries:	Not Reported
Deaths:	193



- Infected
- Hospitalized
- Recovered - Not Reported
- Deceased

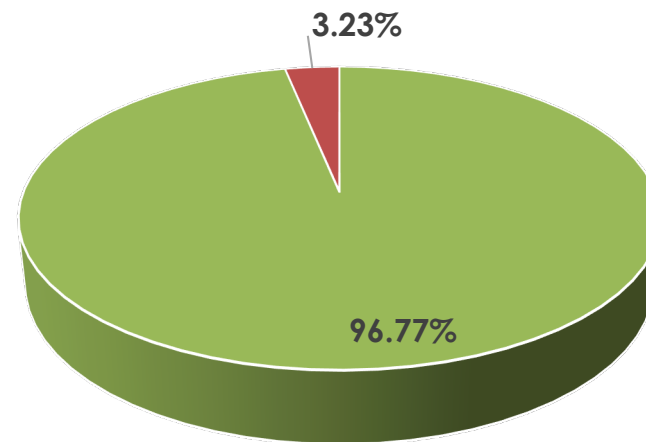

Note: Ohio re-updates all previous days information with new data. Though much more accurate will cause differences in how the epidemiological curve presents.



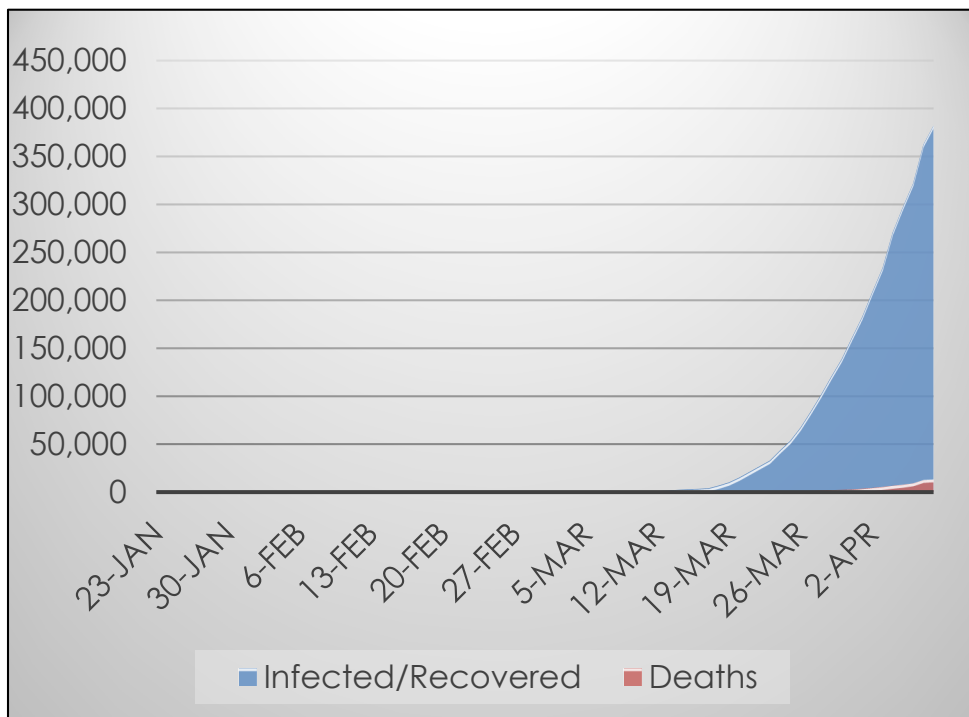
# The United States

## Data at a Glance

Confirmed Cases: 395,011  
Hospitalizations: Not Reported  
Recoveries: Not Reported  
Deaths: 12,754



- Infected
- Hospitalized - Not Reported
- Recovered - Not Reported
- Deceased

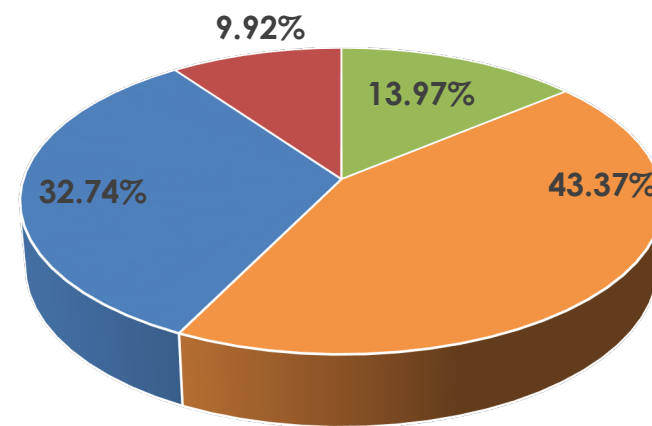
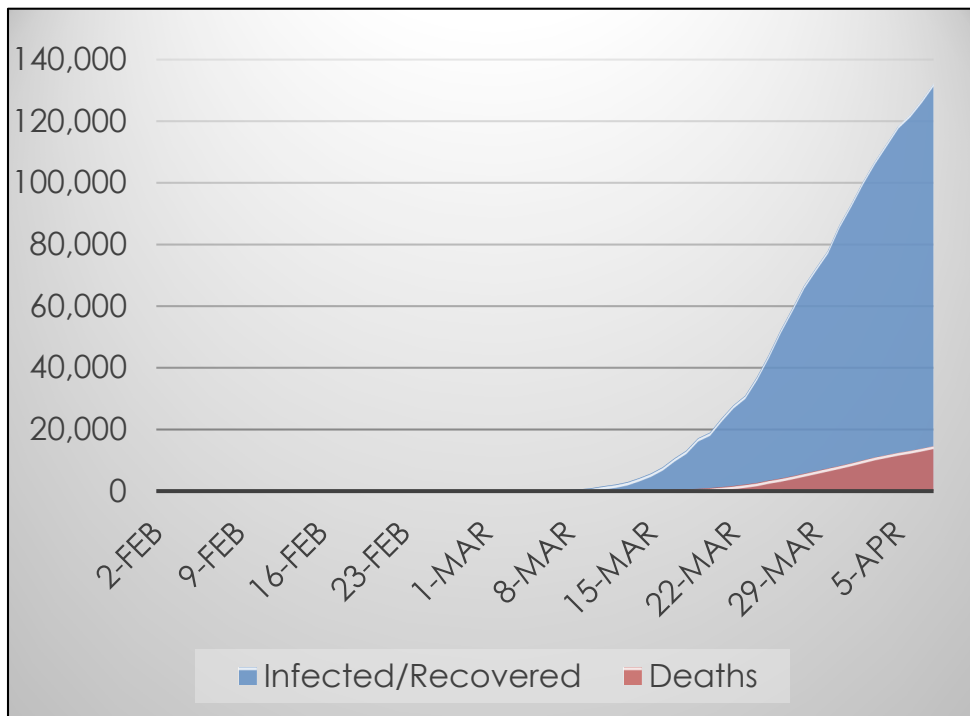




# Spain

## Data at a Glance

Confirmed Cases:	146,690
Hospitalizations:	63,615
Recoveries:	48,021
Deaths:	14,555



- Infected
- Hospitalized
- Recovered
- Deceased

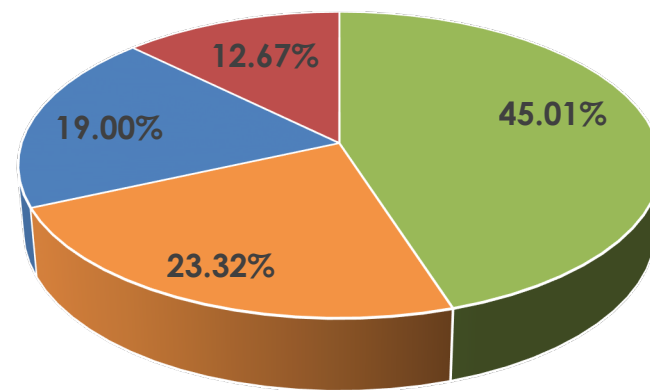
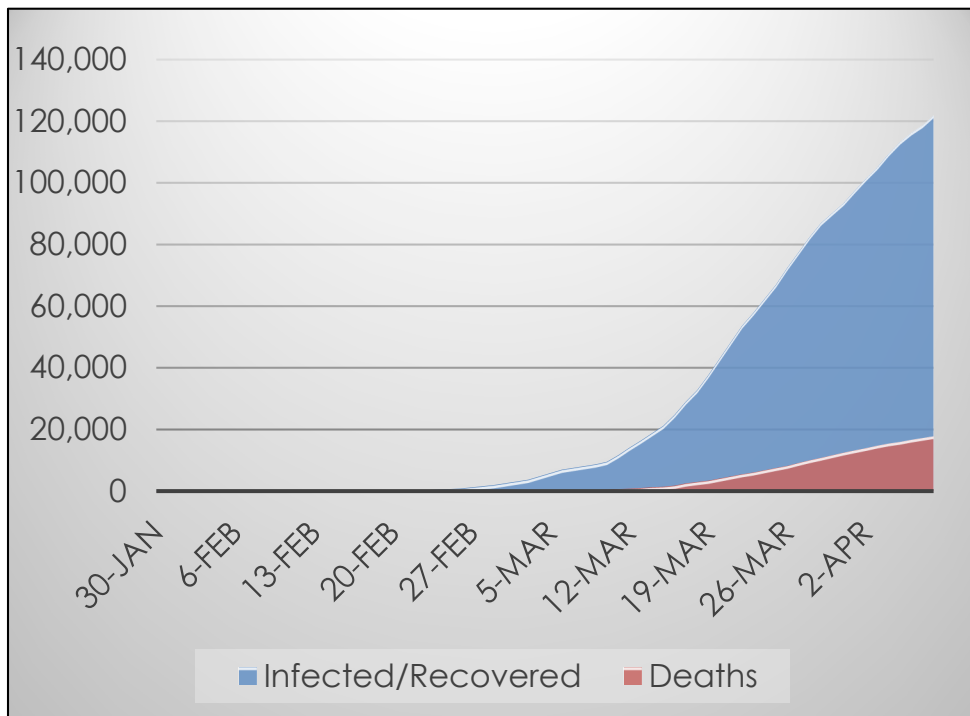


# Italy



## Data at a Glance

Confirmed Cases:	139,422
Hospitalizations:	32,510
Recoveries:	26,491
Deaths:	17,669



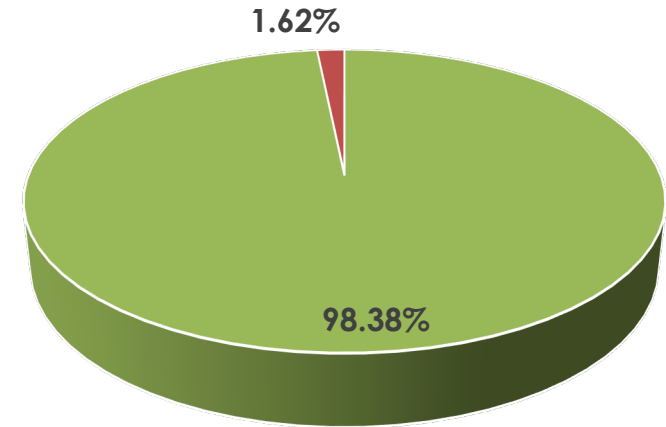
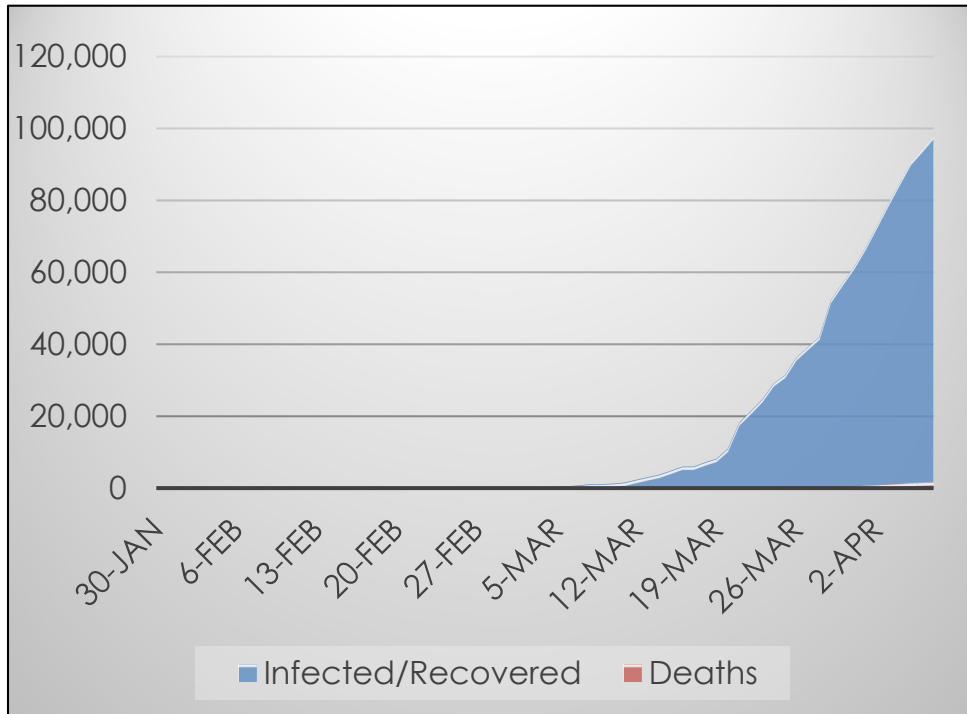
- Infected
- Hospitalized
- Recovered
- Deceased



# Germany

## Data at a Glance

Confirmed Cases: 99,225  
Hospitalizations: Not Reported  
Recoveries: Not Reported  
Deaths: 1,607



- Infected
- Hospitalized - Not Reported
- Recovered - Not Reported
- Deceased

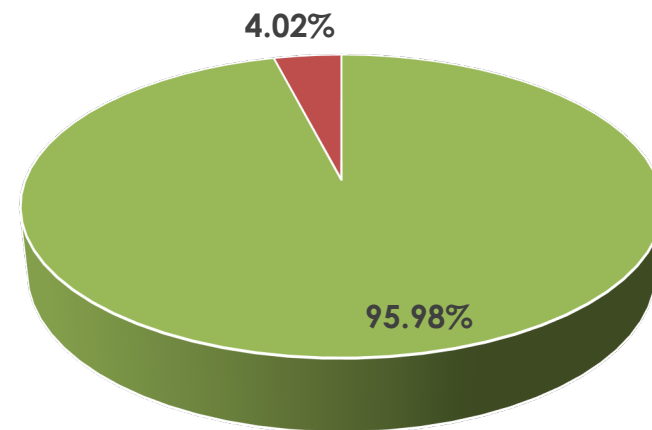
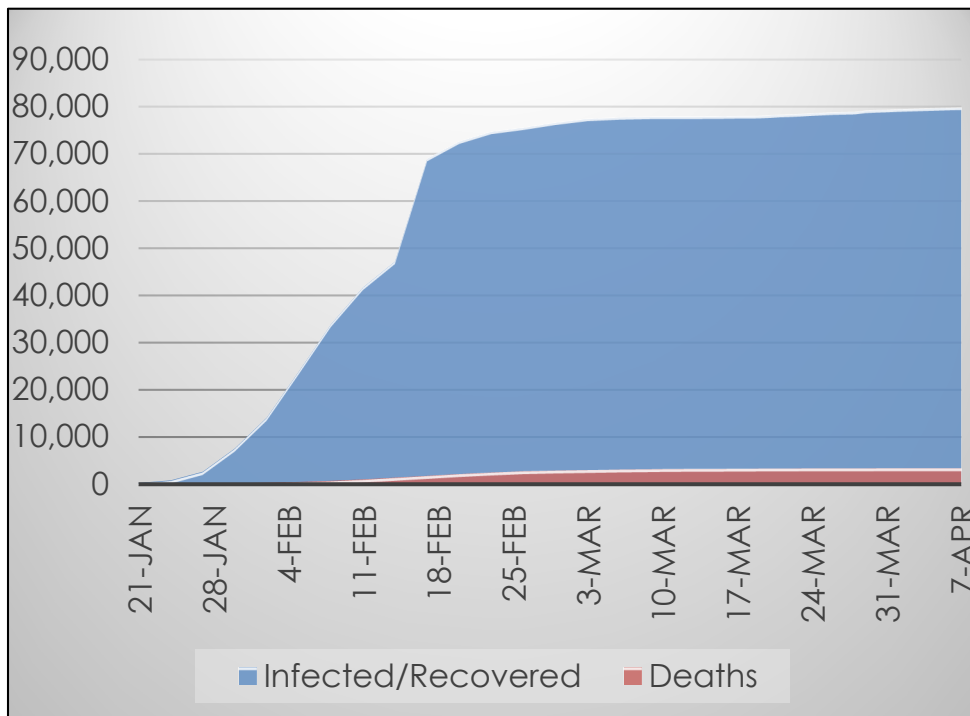




# China

## Data at a Glance

Confirmed Cases: 83,071  
Hospitalizations: Not Reported  
Recoveries: Not Reported  
Deaths: 3,340



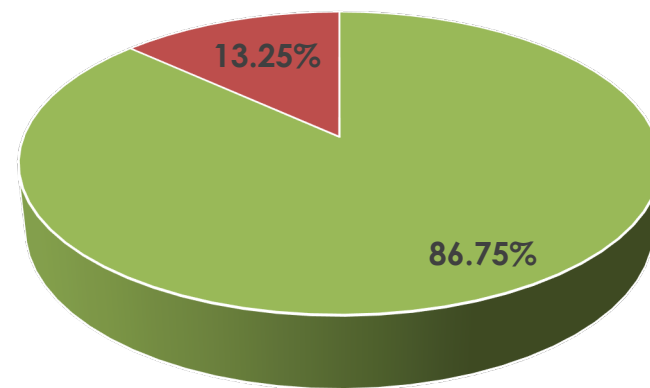
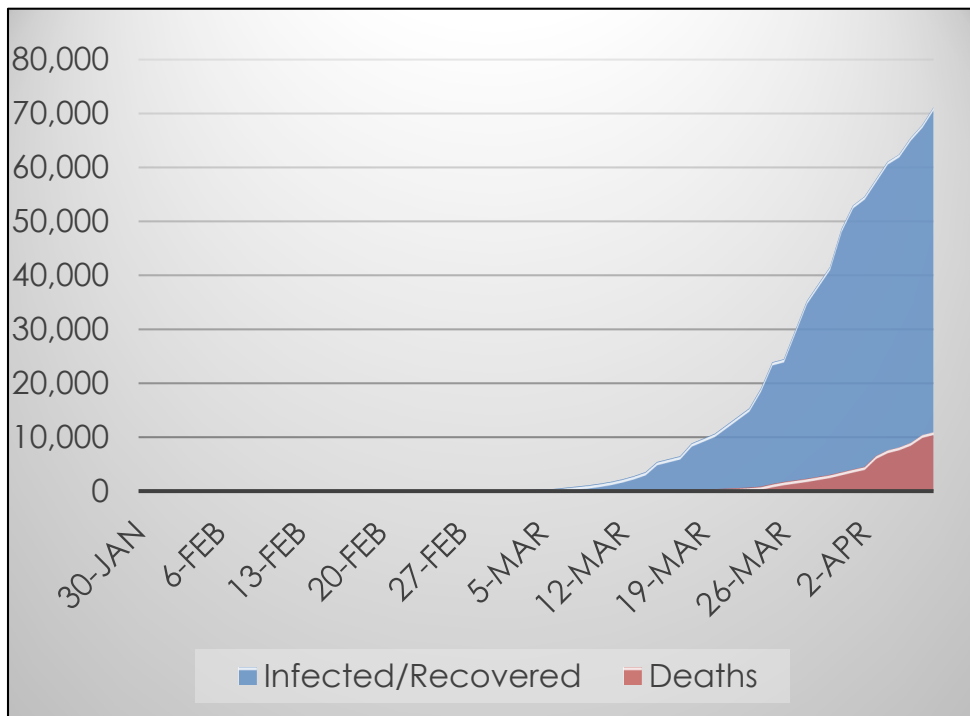

- Infected
- Hospitalized - Not Reported
- Recovered - Not Reported
- Deceased



# France

## Data at a Glance

Confirmed Cases: 82,048  
Hospitalizations: Not Reported  
Recoveries: Not Reported  
Deaths: 10,869



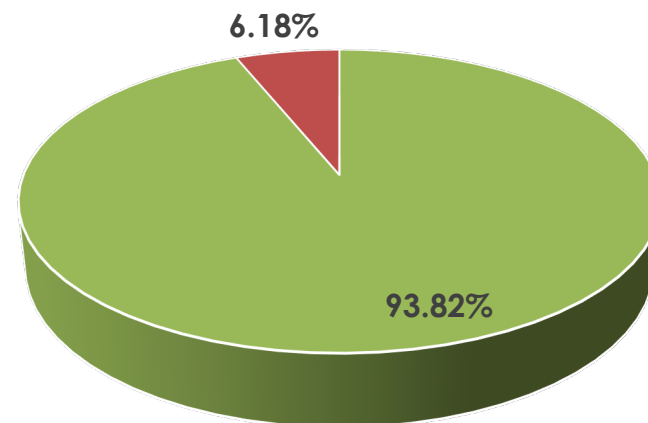

- Infected
- Hospitalized - Not Reported
- Recovered - Not Reported
- Deceased



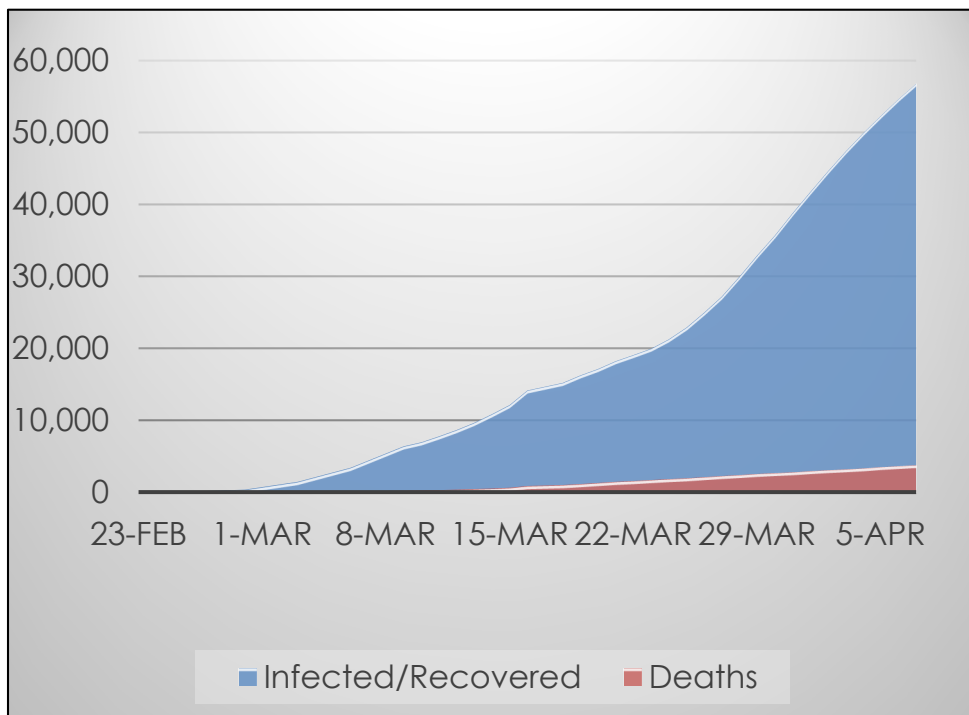
# Iran

## Data at a Glance

Confirmed Cases: 60,500  
Hospitalizations: Not Reported  
Recoveries: Not Reported  
Deaths: 3,739



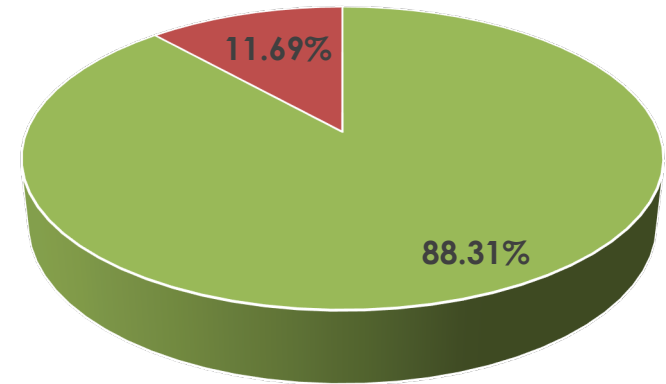
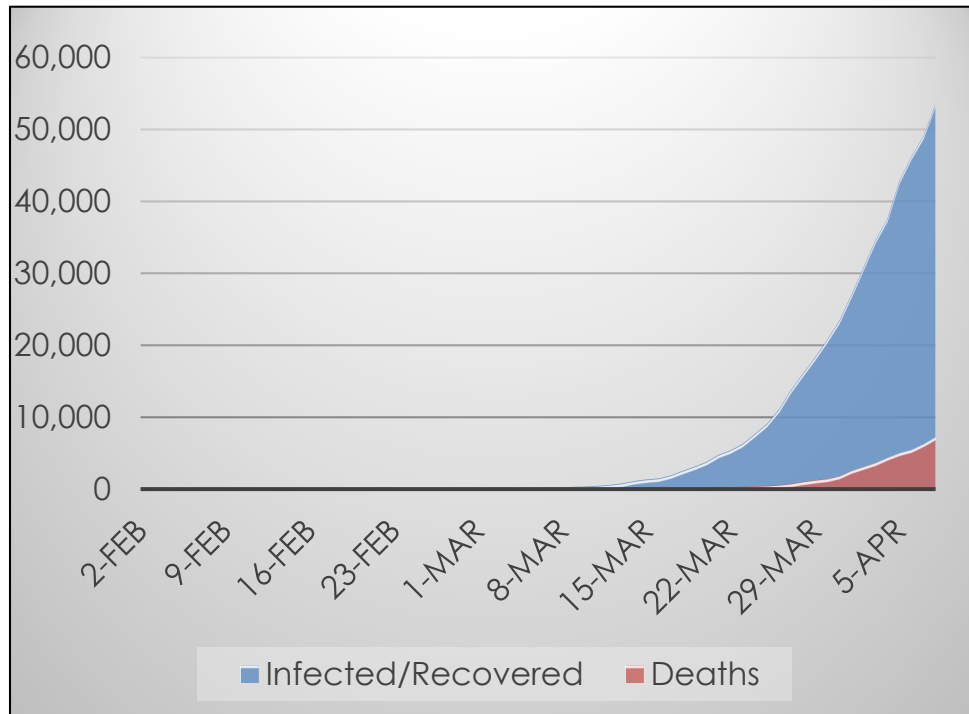
- Infected
- Hospitalized - Not Reported
- Recovered - Not Reported
- Deceased



# The United Kingdom

## Data at a Glance

Confirmed Cases:	60,733
Hospitalizations:	Not Reported
Recoveries:	Not Reported
Deaths:	7,097



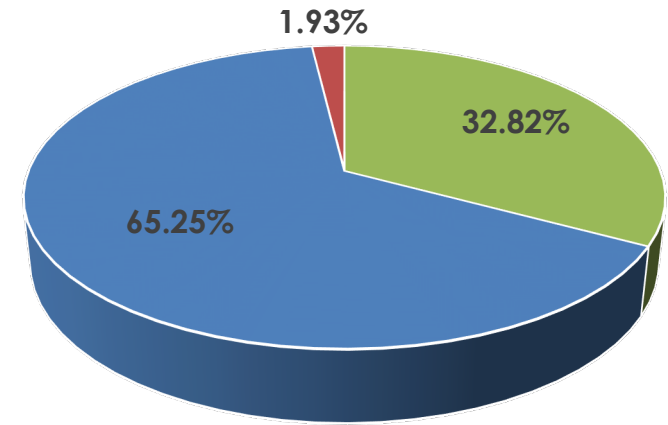
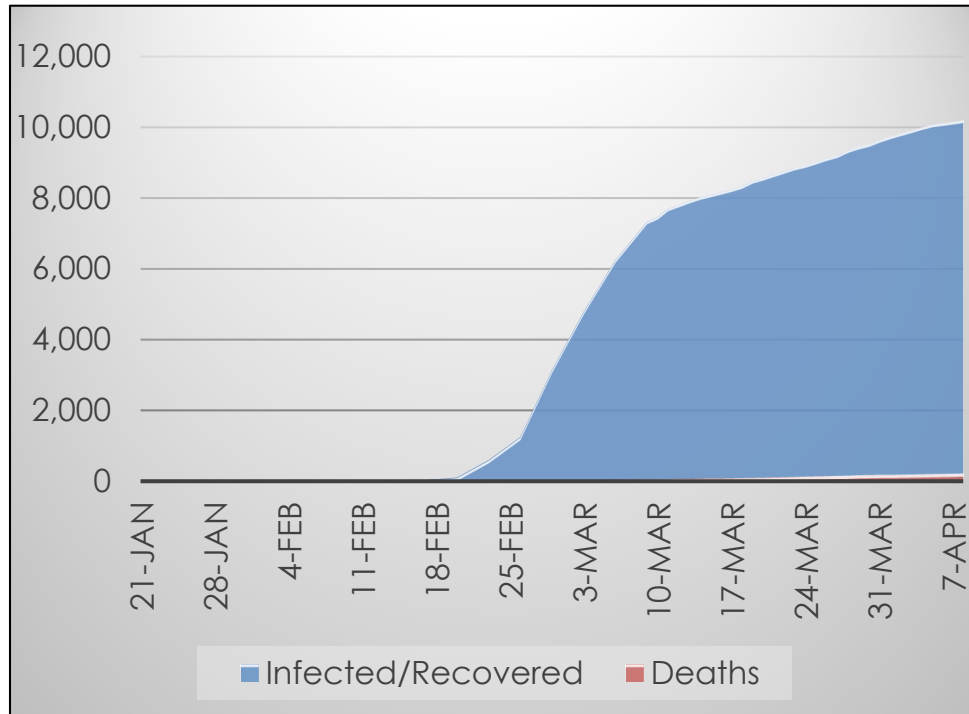
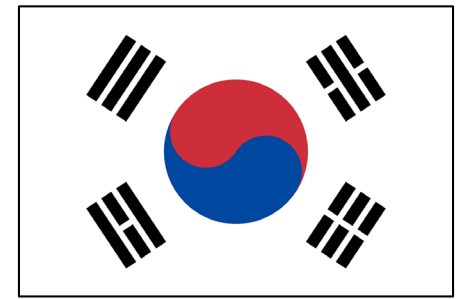
- Infected
- Hospitalized - Not Reported
- Recovered - Not Reported
- Deceased



# South Korea

## Data at a Glance

Confirmed Cases: 10,384  
Hospitalizations: Not Reported  
Recoveries: 6,776  
Deaths: 200



- Infected
- Hospitalized - Not Reported
- Recovered
- Deceased



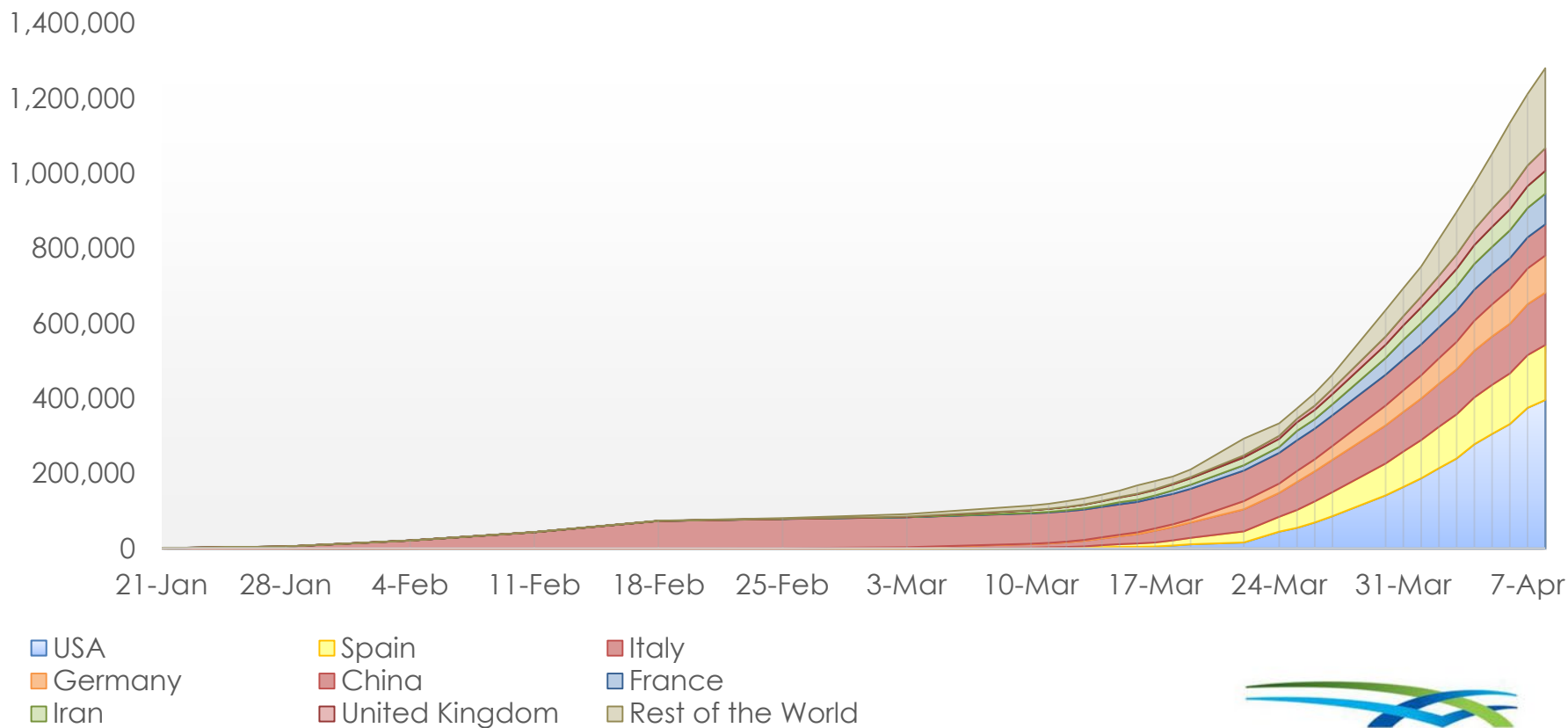
# World Summary

## Data at a Glance

Confirmed Cases: 1,279,722  
 Deaths: 72,614  
 International Mortality 5.67%

## Countries Over 30,000

China	83,071	Italy	139,422
Iran	60,500	Spain	146,690
France	82,048	USA	395,011
Germany	99,225	UK	60,733



**Source:** WHO Situation Report or the Nations' National Health Service

NOTE: Some Counts are Delayed at Least One Day



# Current Disease Prevalence and Estimated Recovery/Mortality Rates (Countries Over 5,000 Cases)

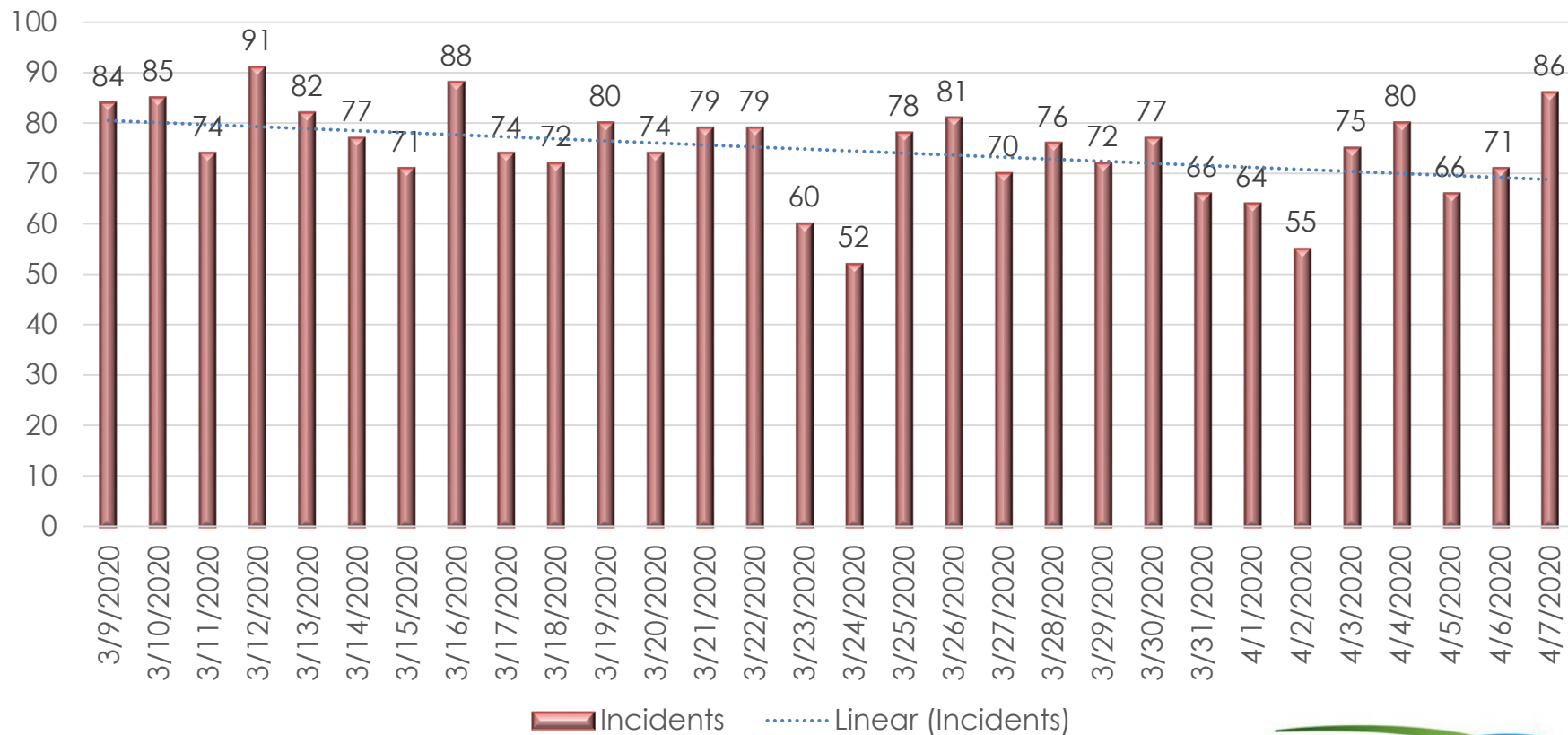
Country	Population	Previous Cases	New Cases	Confirmed Cases	% Increase	Recovered	Recovery Percentage	Deaths	Mortality Estimate	Contact Percentage
USA	331,002,651	374,329	20,682	395,011	5.53%	Not Reported	Not Reported	12,754	3.2288%	0.119338%
Spain	46,754,778	140,510	6,180	146,690	4.40%	48,021	32.74%	14,555	9.9223%	0.313743%
Italy	60,461,826	135,586	3,836	139,422	2.83%	26,491	19.00%	17,669	12.6730%	0.230595%
Germany	83,783,942	95,391	3,834	99,225	4.02%	Not Reported	Not Reported	1,607	1.6196%	0.118430%
China	1,439,323,776	83,005	66	83,071	0.08%	Not Reported	Not Reported	3,340	4.0207%	0.005772%
France	65,273,511	78,167	3,881	82,048	4.97%	Not Reported	Not Reported	10,869	13.2471%	0.125699%
United Kingdom	67,886,011	55,242	5,491	60,733	9.94%	Not Reported	Not Reported	7,097	11.6856%	0.089463%
Iran	83,992,949	58,226	2,274	60,500	3.91%	Not Reported	Not Reported	3,739	6.1802%	0.072030%
Turkey	84,086,339	27,069	3,148	30,217	11.63%	Not Reported	Not Reported	649	2.1478%	0.035936%
Switzerland	8,654,622	21,065	509	21,574	2.42%	Not Reported	Not Reported	715	3.3142%	0.249277%
Belgium	11,589,623	19,691	1,123	20,814	5.70%	Not Reported	Not Reported	1,632	7.8409%	0.179592%
Netherlands	17,134,872	17,851	952	18,803	5.33%	Not Reported	Not Reported	1,867	9.9293%	0.109735%
Canada	37,742,154	13,904	1,902	15,806	13.68%	Not Reported	Not Reported	293	1.8537%	0.041879%
Austria	9,006,398	11,983	314	12,297	2.62%	Not Reported	Not Reported	220	1.7891%	0.136536%
Portugal	10,205,078	11,278	452	11,730	4.01%	Not Reported	Not Reported	311	2.6513%	0.114943%
Brazil	212,145,978	10,278	852	11,130	8.29%	Not Reported	Not Reported	486	4.3666%	0.005246%
South Korea	51,269,185	10,331	53	10,384	0.51%	6,776	65.25%	200	1.9260%	0.020254%
Israel	8,617,452	8,018	593	8,611	7.40%	Not Reported	Not Reported	52	0.6039%	0.099925%
Sweden	10,099,265	6,830	376	7,206	5.51%	Not Reported	Not Reported	477	6.6195%	0.071352%
Russia	145,918,773	5,389	954	6,343	17.70%	Not Reported	Not Reported	47	0.7410%	0.004347%
Australia	25,499,884	5,744	100	5,844	1.74%	Not Reported	Not Reported	42	0.7187%	0.022918%
Norway	5,421,241	5,640	115	5,755	2.04%	Not Reported	Not Reported	59	1.0252%	0.106157%
Ireland	4,922,413	5,111	253	5,364	4.95%	Not Reported	Not Reported	174	3.2438%	0.108971%
<b>Totals/Averages</b>	<b>2,820,792,721</b>	<b>1,200,638</b>	<b>57,940</b>	<b>1,258,578</b>	<b>4.83%</b>	<b>Not Available</b>		<b>78,854</b>	<b>6.2653%</b>	<b>0.044618%</b>

# Daily EMS Unit Utilization – Last 30 Days

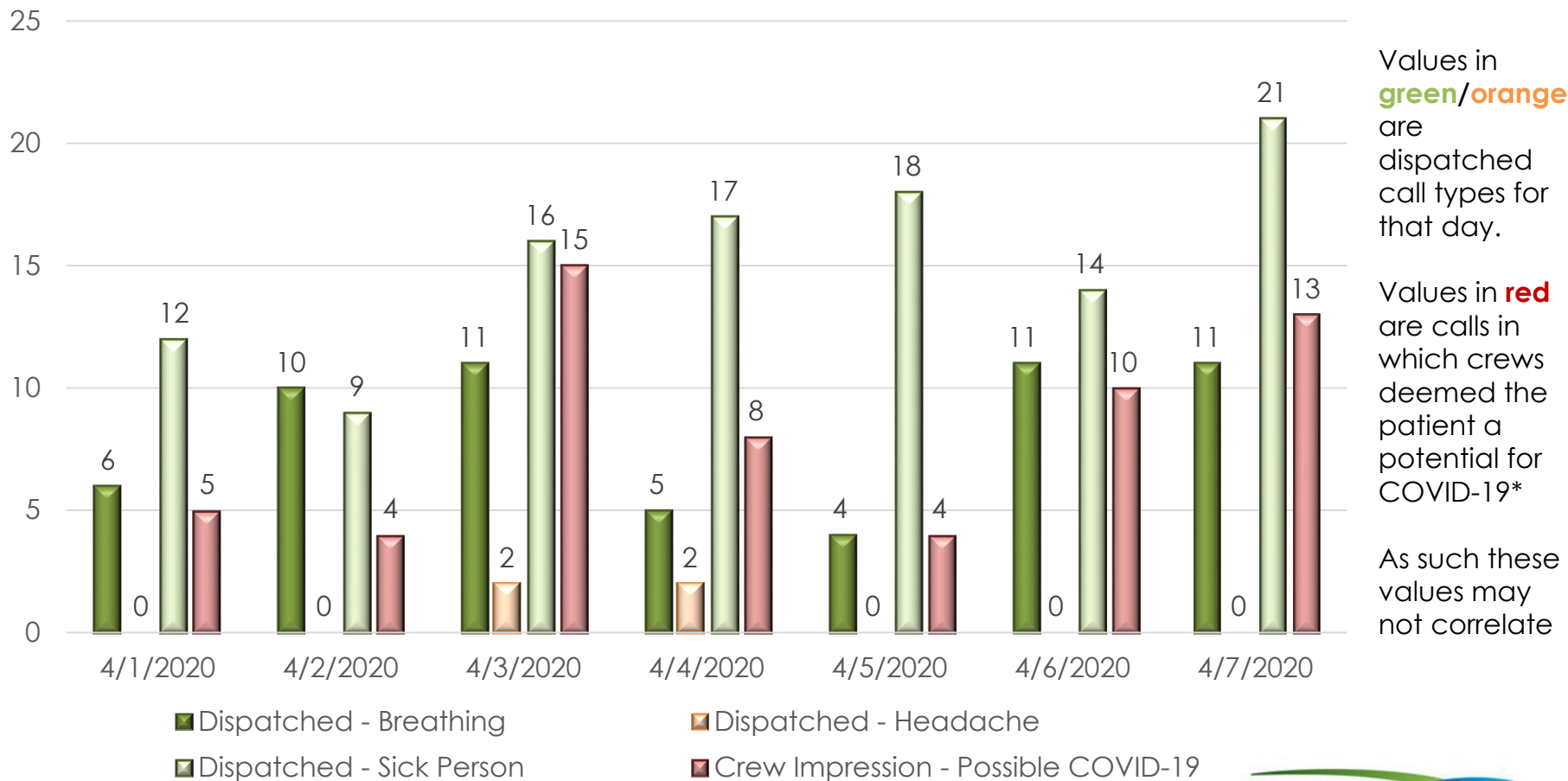
30-Day Average: 74.63 (EMS Only)

April 2019 Average: 79.10

Total Daily Incidents (Including Fire Calls): 113



# “Potential” Call Types and Crew Impressions - Last 7 Days



\* By crews listing COVID-19 as a primary or secondary impression or by completing the “Outbreak Screening” form in ESO.

# Non-Traumatic, Non-Transported Dead On Scene

Daily Average = 1.50

