



DAYTON



DAYTON FIRE DEPARTMENT

COVID-19

Daily Statistical Update

Numbers Thru

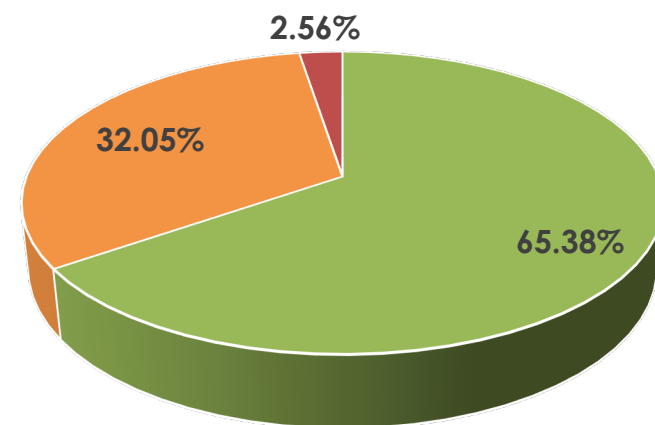
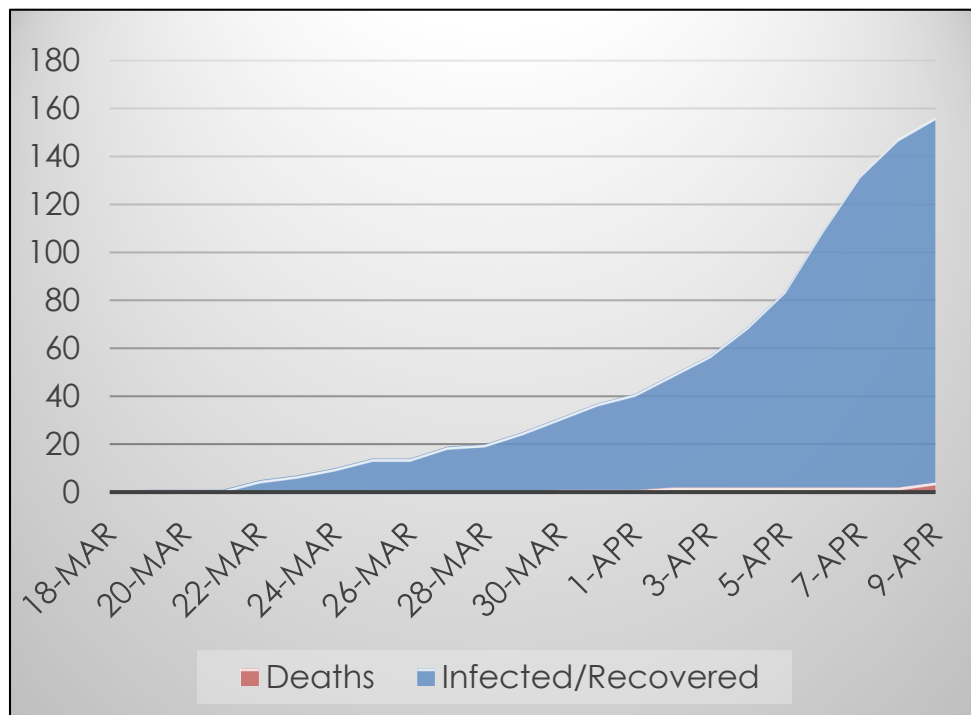
9-Apr-2020



Dayton/Montgomery County

Data at a Glance

Confirmed Cases:	156
Hospitalizations:	50
Recoveries:	Not Reported
Deaths:	4



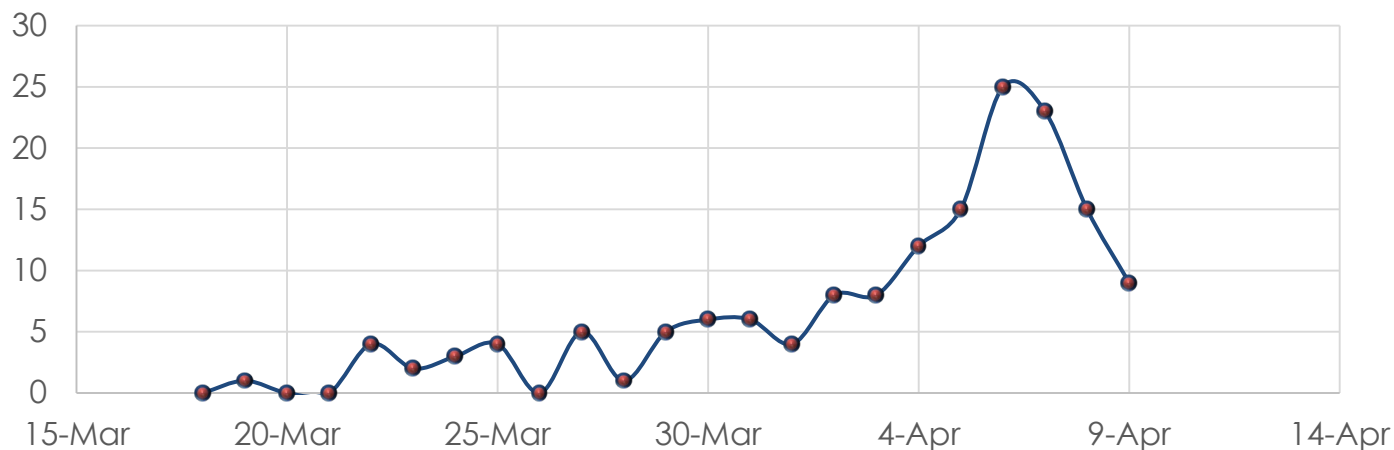
- Infected
- Hospitalized
- Recovered - Not Reported
- Deceased - None Reported



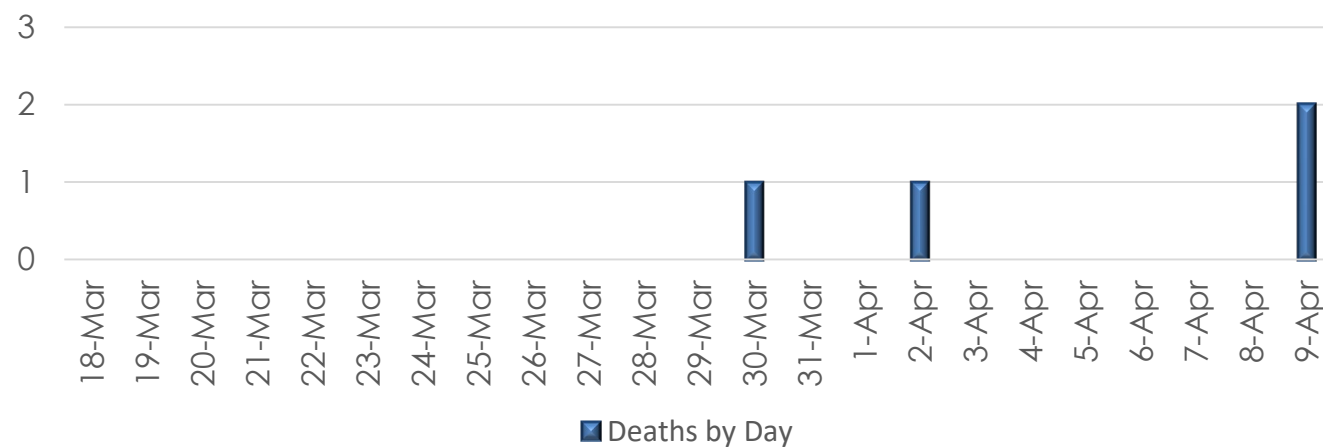
Dayton/Montgomery County



Daily Case Growth Rate



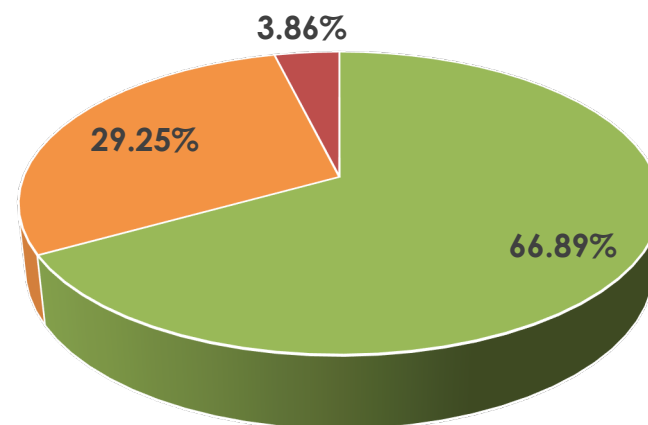
Deaths by Day



State of Ohio

Data at a Glance

Confirmed Cases:	5,512
Hospitalizations:	1,612
Recoveries:	Not Reported
Deaths:	213




- Infected
- Hospitalized
- Recovered - Not Reported
- Deceased

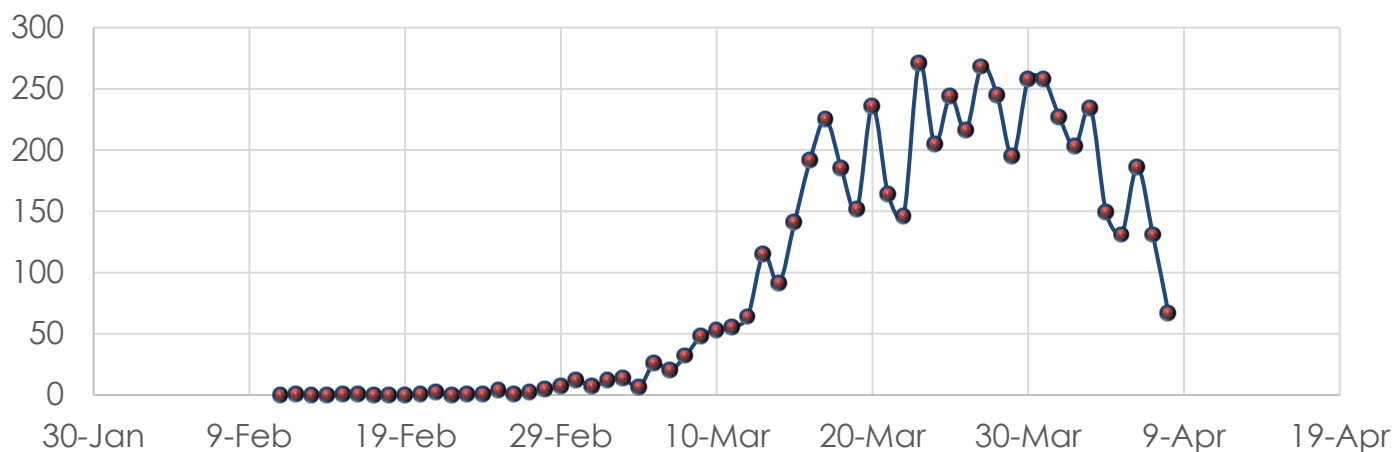
Note: Ohio re-updates all previous days information with new data. Though much more accurate will cause differences in how the epidemiological curve presents.



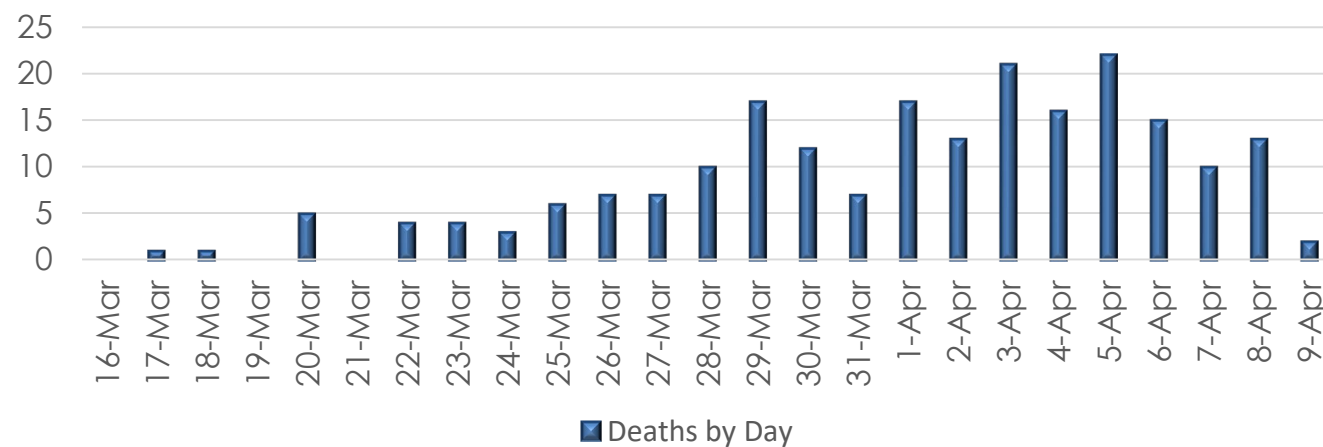
State of Ohio



Daily Case Growth Rate



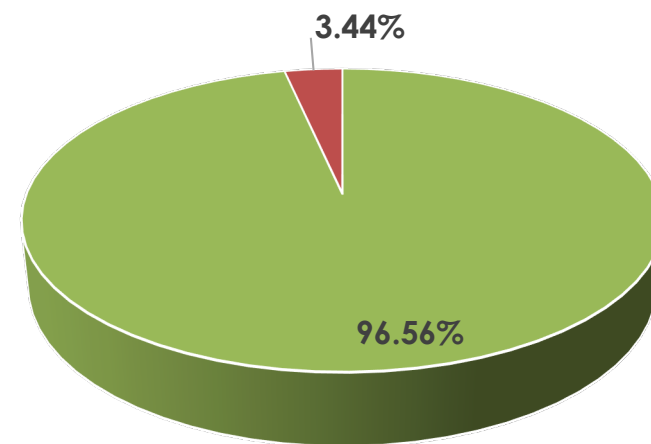
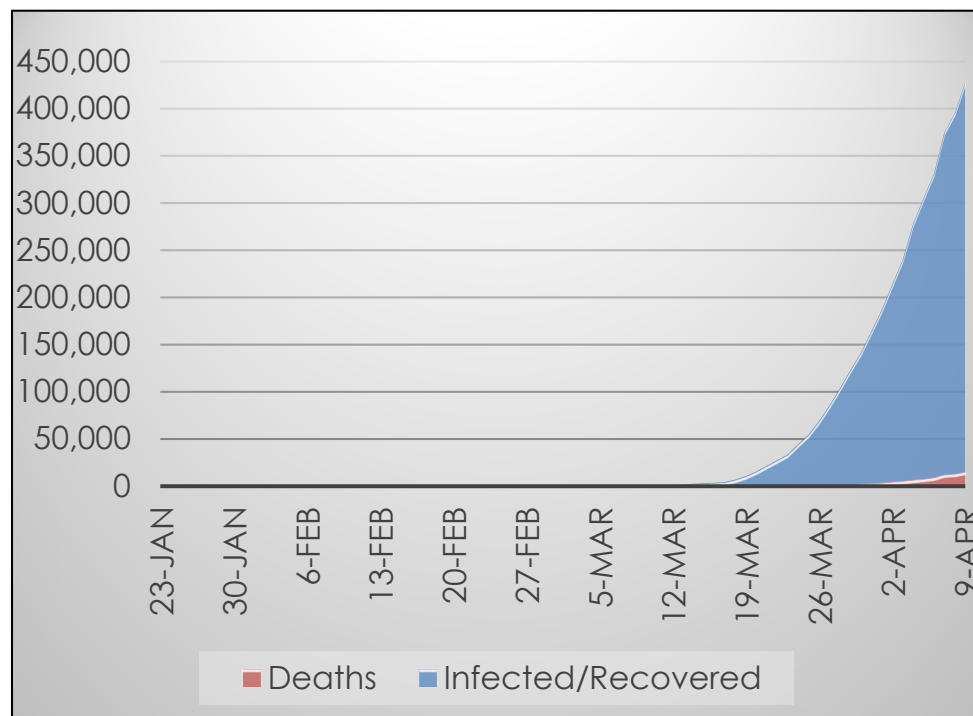
Deaths by Day



The United States

Data at a Glance


Confirmed Cases: 427,460
Hospitalizations: Not Reported
Recoveries: Not Reported
Deaths: 14,696



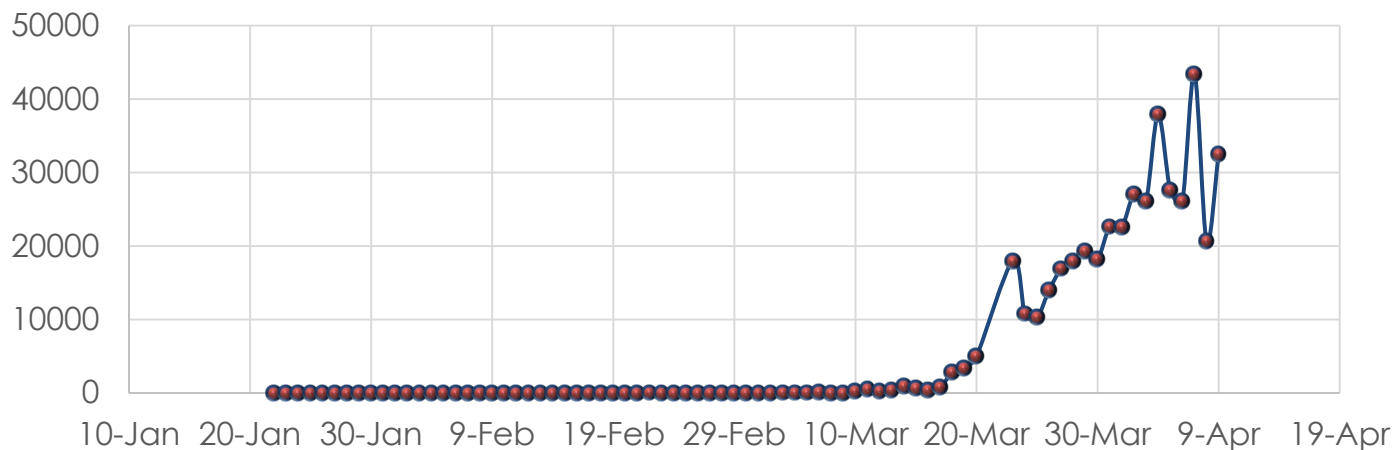
- Infected
- Hospitalized - Not Reported
- Recovered - Not Reported
- Deceased



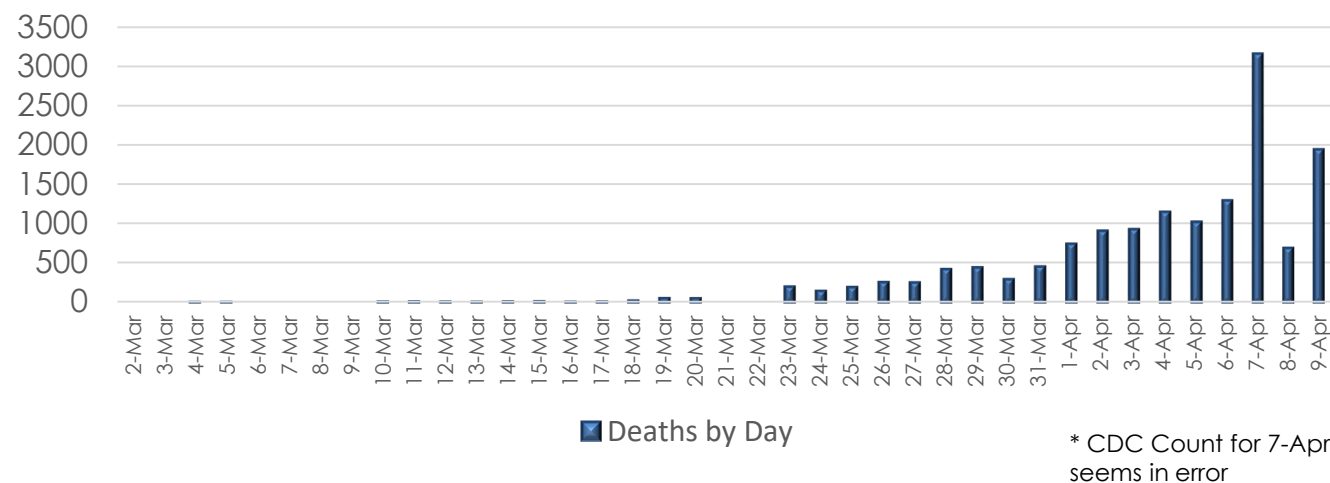
The United States



Daily Case Growth Rate



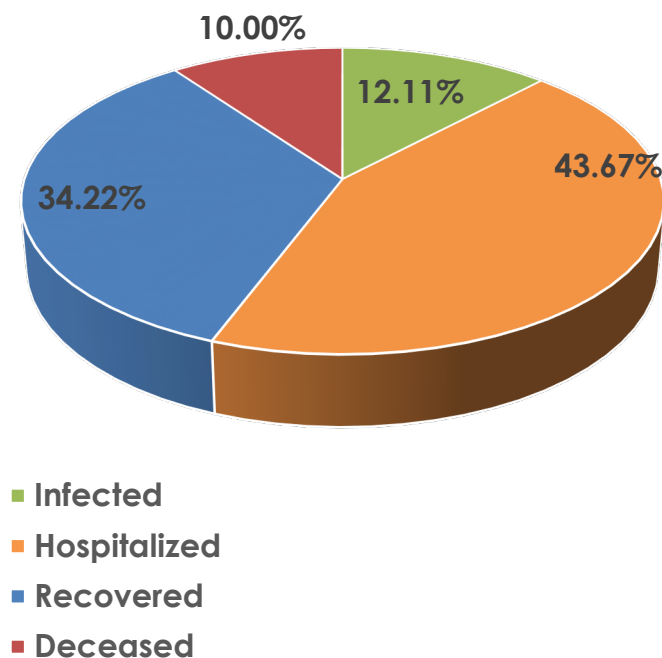
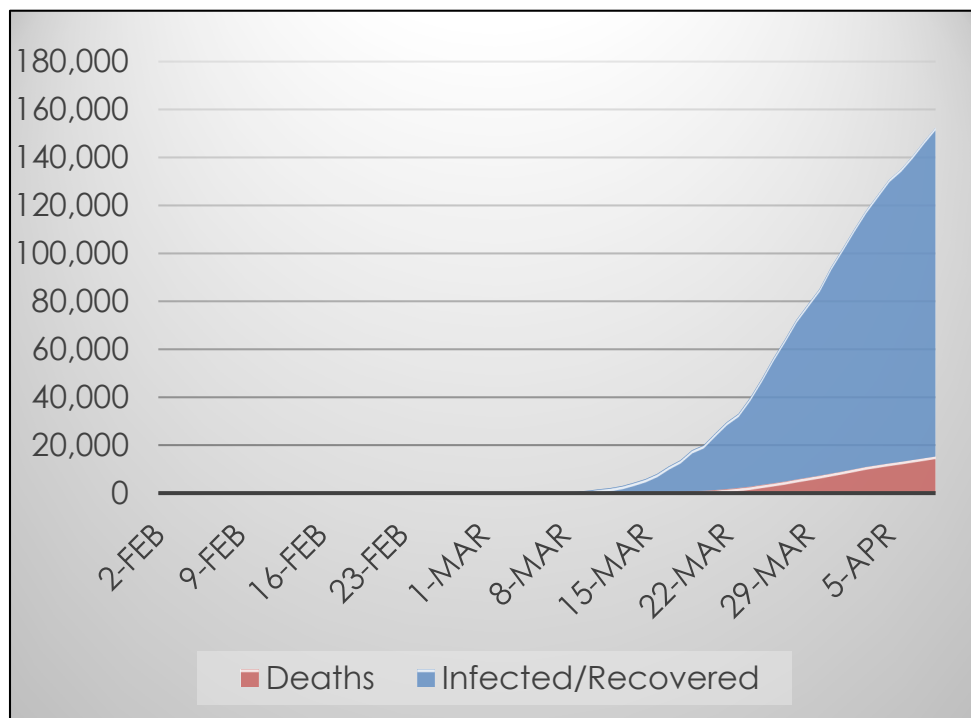
Deaths by Day



Spain

Data at a Glance

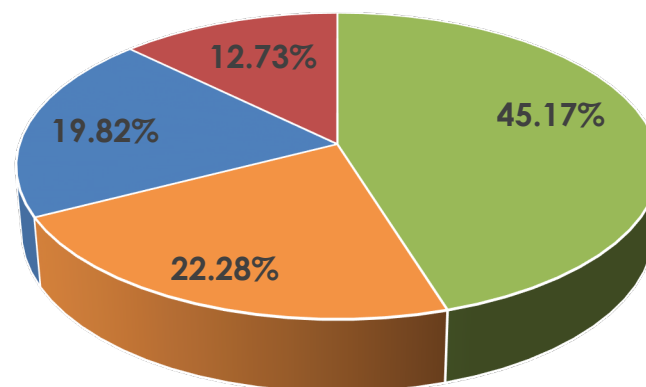
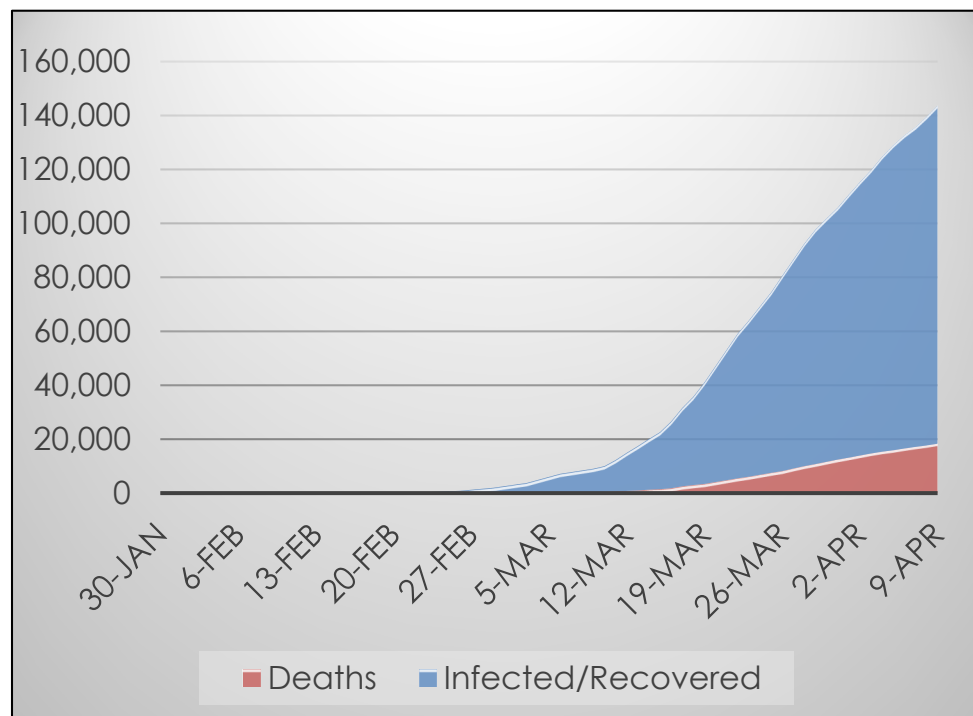
Confirmed Cases: 152,446
Hospitalizations: 66,579
Recoveries: 52,165
Deaths: 15,238



Italy

Data at a Glance

Confirmed Cases:	143,626
Hospitalizations:	32,004
Recoveries:	28,470
Deaths:	18,279



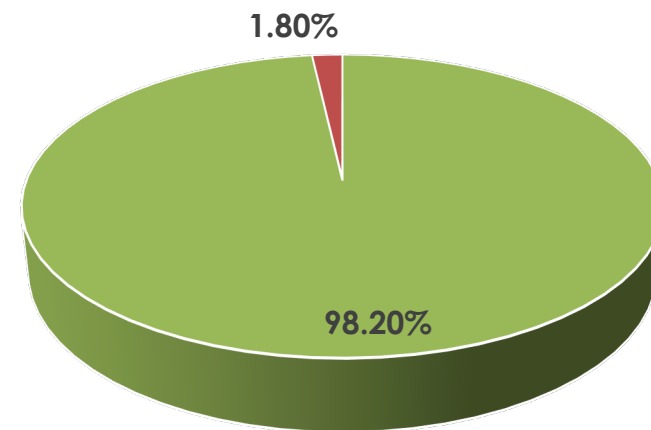
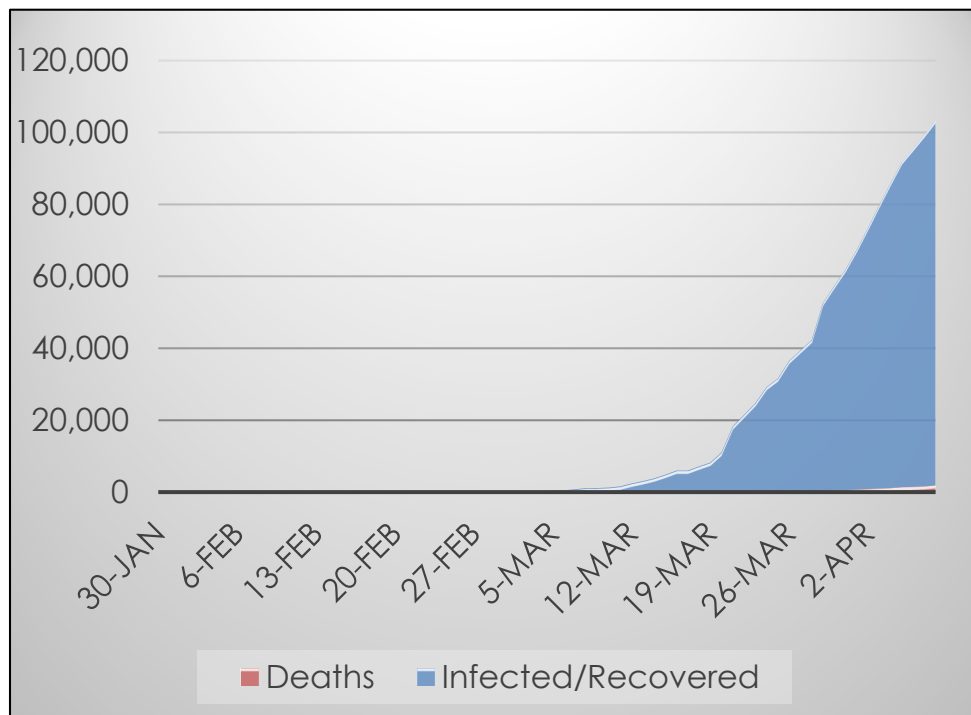
- Infected
- Hospitalized
- Recovered
- Deceased



Germany

Data at a Glance

Confirmed Cases:	103,228
Hospitalizations:	Not Reported
Recoveries:	Not Reported
Deaths:	1,861

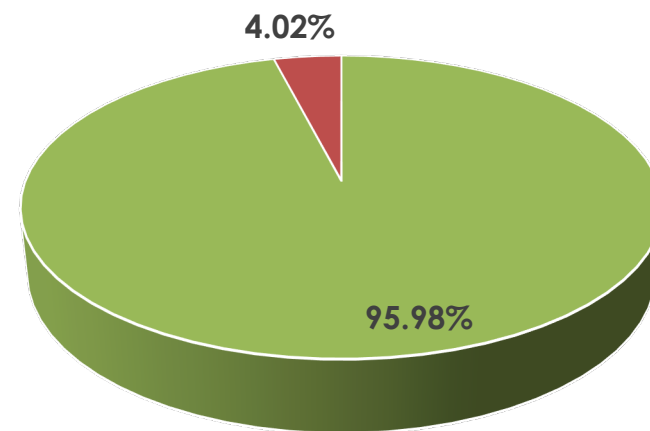
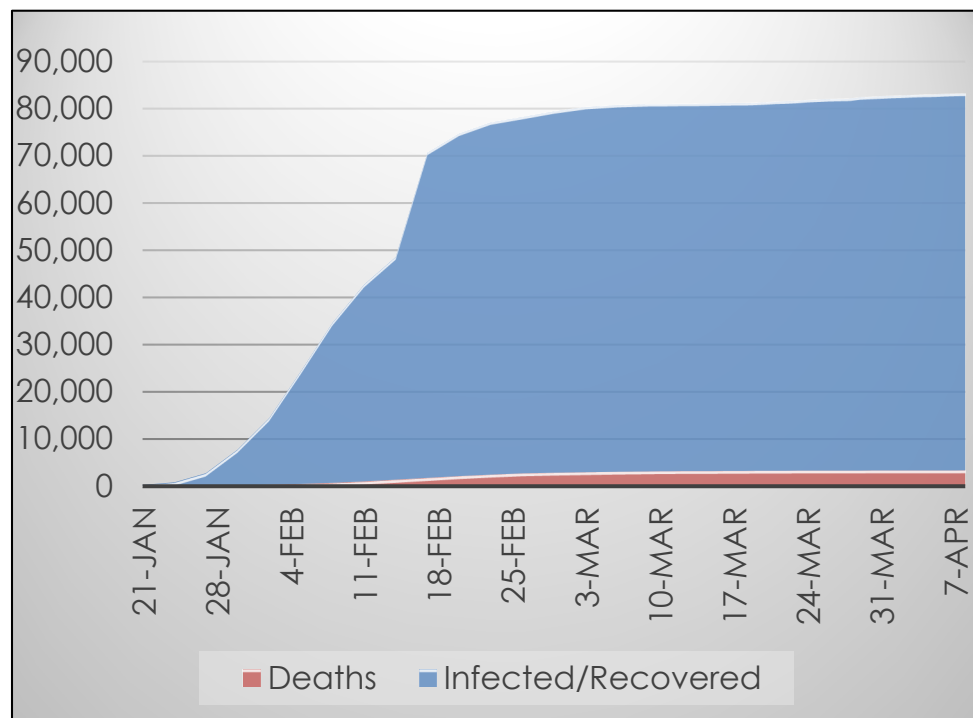


- Infected
- Hospitalized - Not Reported
- Recovered - Not Reported
- Deceased

China

Data at a Glance

Confirmed Cases: 83,157
Hospitalizations: Not Reported
Recoveries: Not Reported
Deaths: 3,342

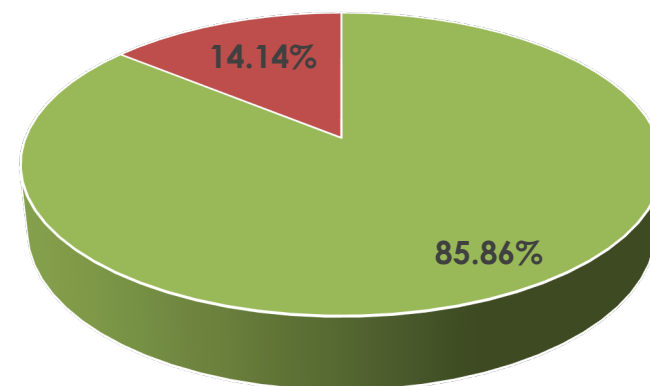
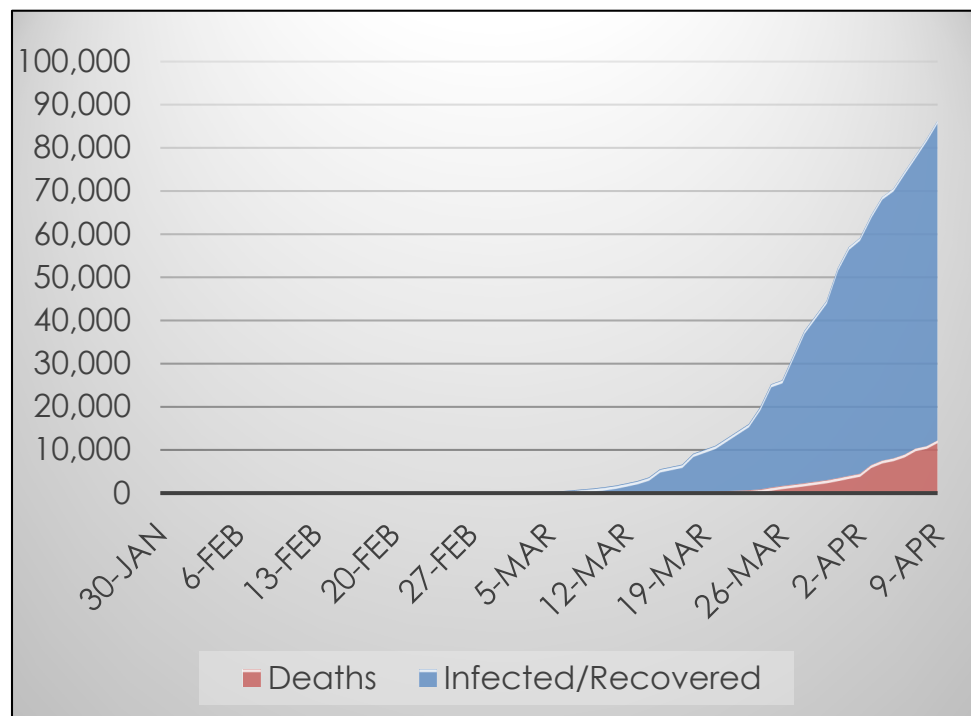



- Infected
- Hospitalized - Not Reported
- Recovered - Not Reported
- Deceased

France

Data at a Glance

Confirmed Cases:	86,334
Hospitalizations:	Not Reported
Recoveries:	Not Reported
Deaths:	12,210



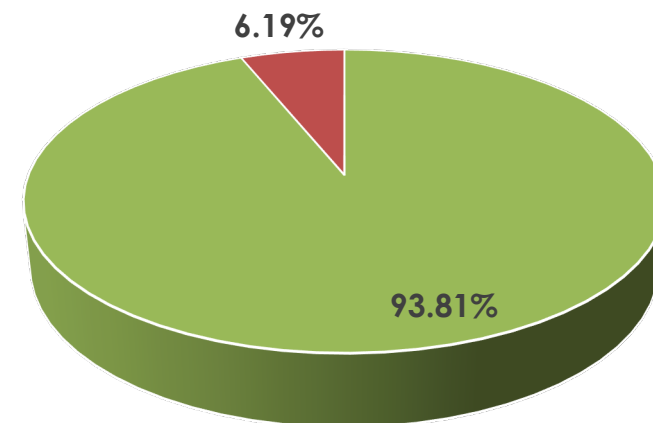
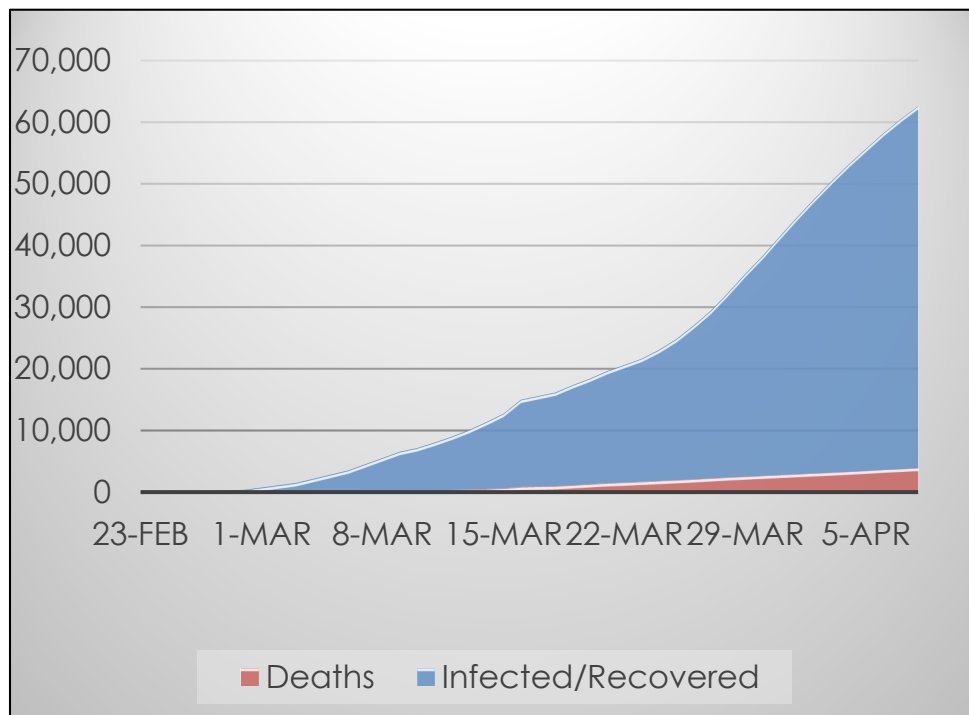

- Infected
- Hospitalized - Not Reported
- Recovered - Not Reported
- Deceased



Iran

Data at a Glance

Confirmed Cases:	62,589
Hospitalizations:	Not Reported
Recoveries:	Not Reported
Deaths:	3,872

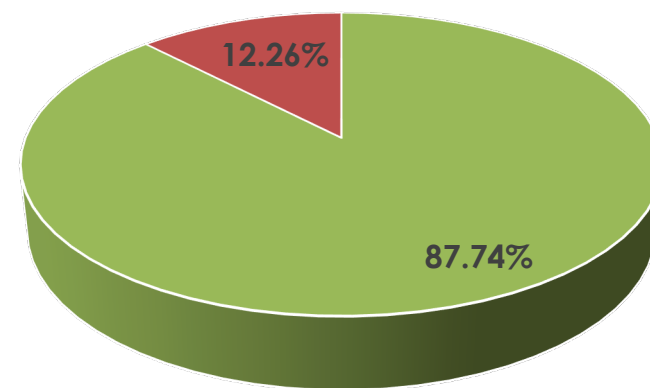
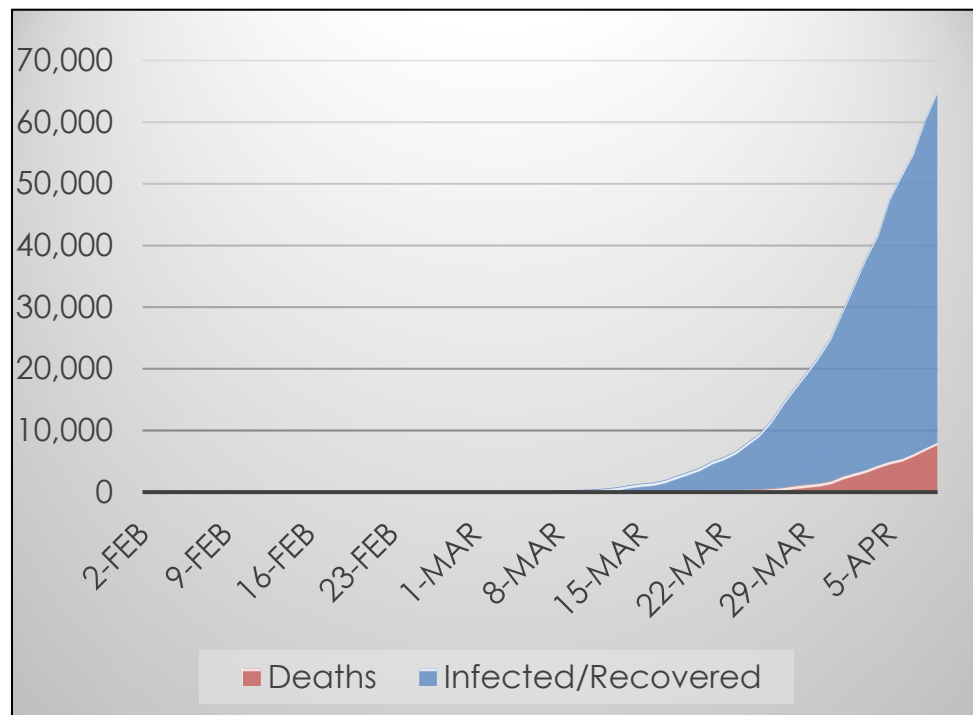


- Infected
- Hospitalized - Not Reported
- Recovered - Not Reported
- Deceased

The United Kingdom

Data at a Glance

Confirmed Cases:	65,077
Hospitalizations:	Not Reported
Recoveries:	Not Reported
Deaths:	7,978



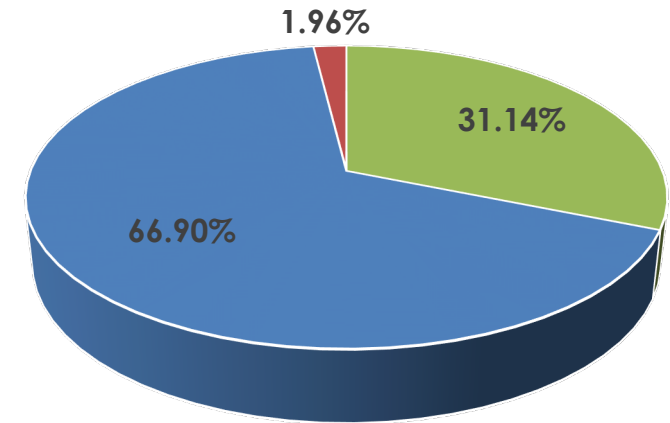
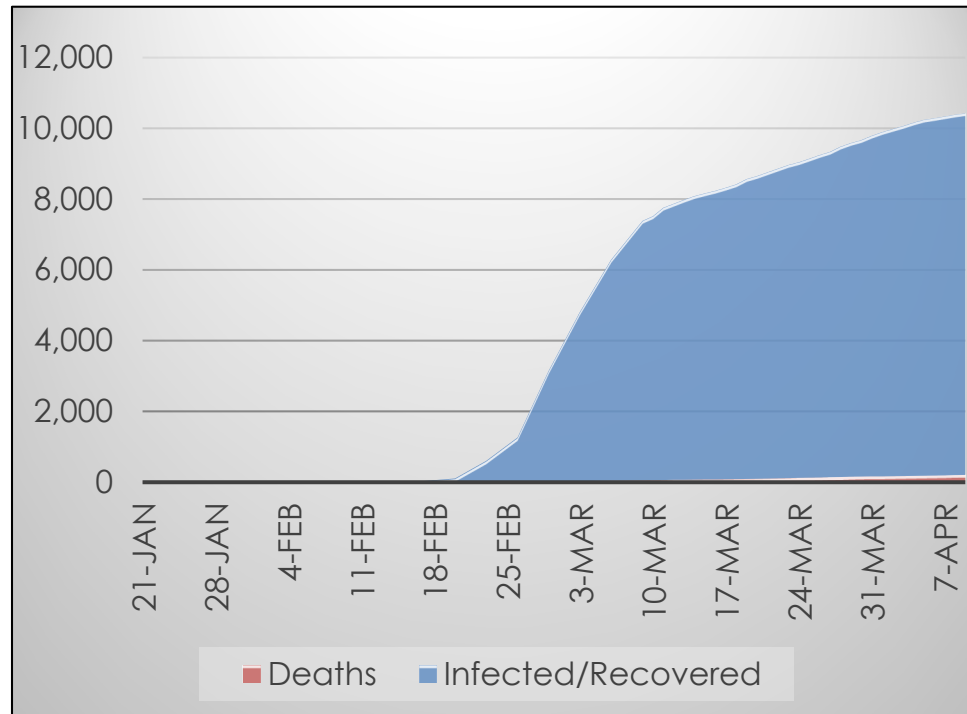
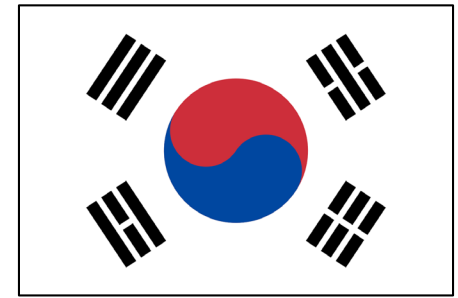
- Infected
- Hospitalized - Not Reported
- Recovered - Not Reported
- Deceased



South Korea

Data at a Glance

Confirmed Cases: 10,423
Hospitalizations: Not Reported
Recoveries: 6,973
Deaths: 204



- Infected
- Hospitalized - Not Reported
- Recovered
- Deceased

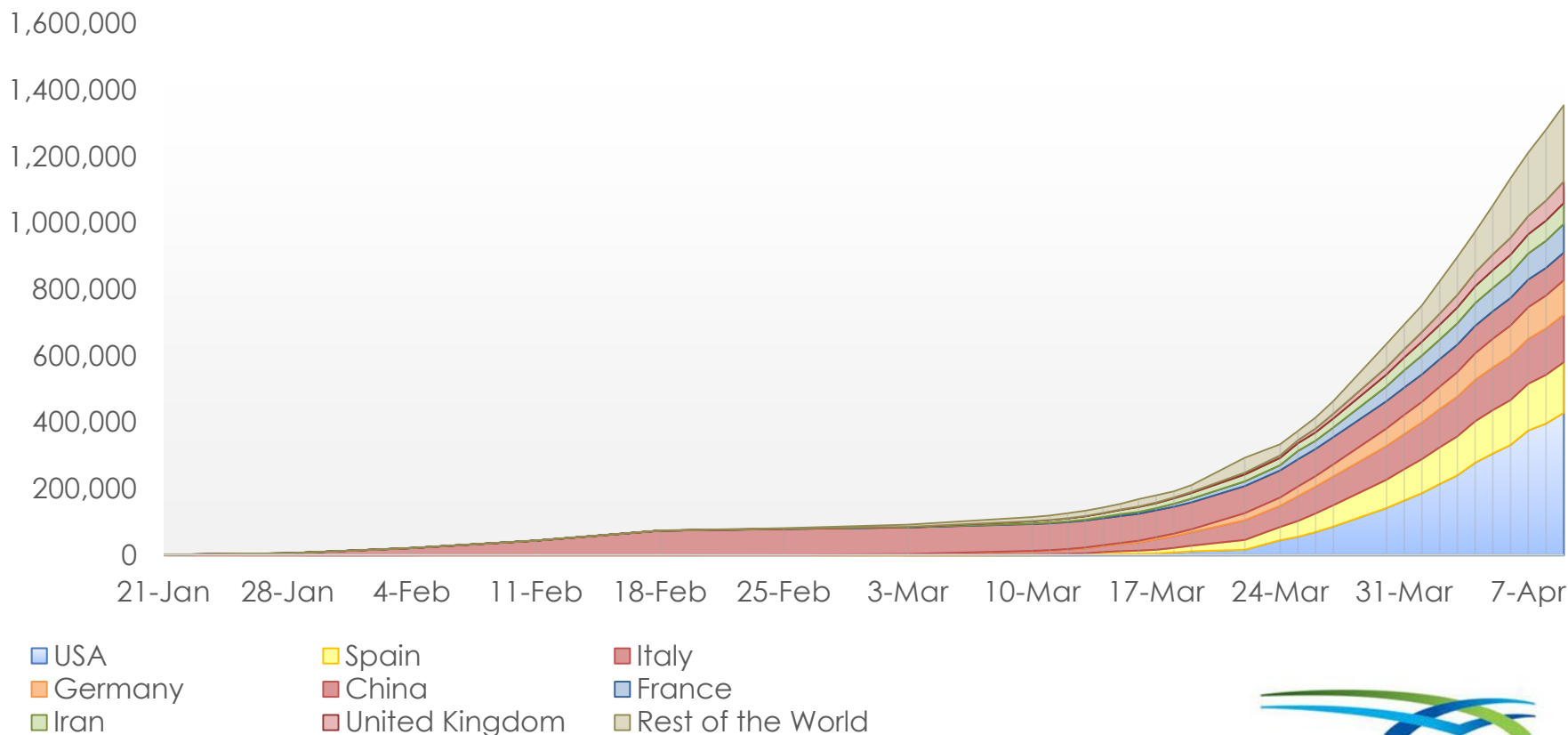
World Summary

Data at a Glance

Confirmed Cases: 1,353,361
Deaths: 79,235
International Mortality 5.85%

Countries Over 30,000	
China	83,157
Iran	62,589
France	86,334
Germany	103,228

Italy	143,626
Spain	152,446
USA	427,460
UK	65,077



Source: WHO Situation Report or the Nations' National Health Service

NOTE: Some Counts are Delayed at Least One Day

Current Disease Prevalence and Estimated Recovery/Mortality Rates (Countries Over 5,000 Cases)

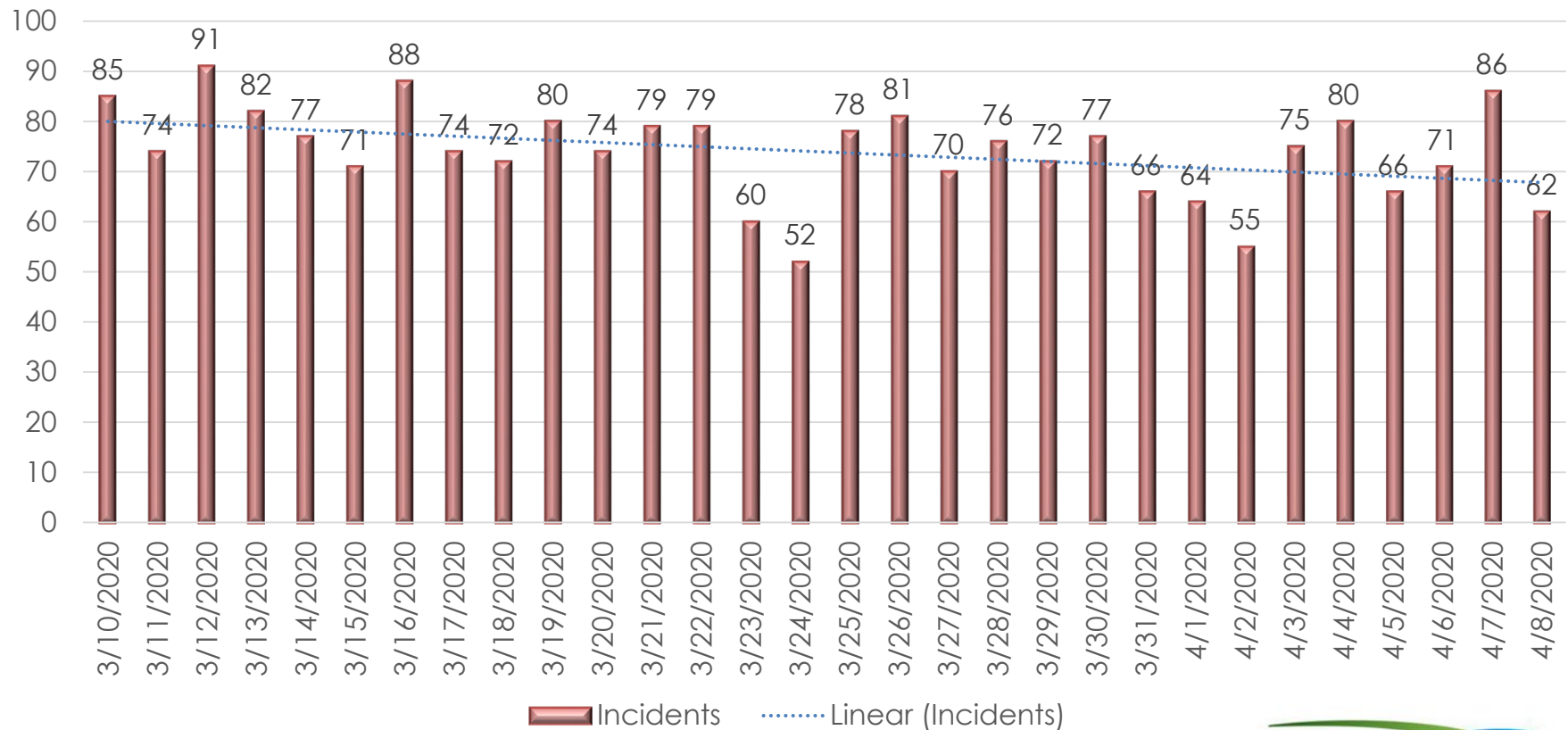
Country	Population	Previous Cases	New Cases	Confirmed Cases	% Increase	Recovered	Recovery Percentage	Deaths	Mortality Estimate	Contact Percentage
USA	331,002,651	395,011	32,449	427,460	8.21%	Not Reported	Not Reported	14,696	3.4380%	0.129141%
Spain	46,754,778	146,690	5,756	152,446	3.92%	52,165	34.22%	15,238	9.9957%	0.326054%
Italy	60,461,826	139,422	4,204	143,626	3.02%	28,470	19.82%	17,669	12.3021%	0.237548%
Germany	83,783,942	99,225	4,003	103,228	4.03%	Not Reported	Not Reported	1,861	1.8028%	0.123207%
France	65,273,511	82,048	4,286	86,334	5.22%	Not Reported	Not Reported	12,210	14.1427%	0.132265%
China	1,439,323,776	83,071	86	83,157	0.10%	Not Reported	Not Reported	3,342	4.0189%	0.005778%
United Kingdom	67,886,011	60,733	4,344	65,077	7.15%	Not Reported	Not Reported	7,978	12.2593%	0.095862%
Iran	83,992,949	60,500	2,089	62,589	3.45%	Not Reported	Not Reported	3,872	6.1864%	0.074517%
Turkey	84,086,339	30,217	3,892	34,109	12.88%	Not Reported	Not Reported	725	2.1255%	0.040564%
Belgium	11,589,623	20,814	1,380	22,194	6.63%	Not Reported	Not Reported	2,035	9.1691%	0.191499%
Switzerland	8,654,622	21,574	590	22,164	2.73%	Not Reported	Not Reported	641	2.8921%	0.256094%
Netherlands	17,134,872	18,803	777	19,580	4.13%	Not Reported	Not Reported	2,101	10.7303%	0.114270%
Canada	37,742,154	15,806	1,243	17,049	7.86%	Not Reported	Not Reported	345	2.0236%	0.045172%
Austria	9,006,398	12,297	343	12,640	2.79%	Not Reported	Not Reported	243	1.9225%	0.140345%
Portugal	10,205,078	11,730	712	12,442	6.07%	Not Reported	Not Reported	345	2.7729%	0.121920%
Brazil	212,145,978	11,130	926	12,056	8.32%	Not Reported	Not Reported	553	4.5869%	0.005683%
South Korea	51,269,185	10,384	39	10,423	0.38%	6,973	66.90%	204	1.9572%	0.020330%
Israel	8,617,452	8,611	793	9,404	9.21%	Not Reported	Not Reported	71	0.7550%	0.109127%
Sweden	10,099,265	7,206	487	7,693	6.76%	Not Reported	Not Reported	591	7.6823%	0.076174%
Russia	145,918,773	6,343	1,154	7,497	18.19%	Not Reported	Not Reported	58	0.7736%	0.005138%
Australia	25,499,884	5,844	112	5,956	1.92%	Not Reported	Not Reported	45	0.7555%	0.023357%
Norway	5,421,241	5,755	108	5,863	1.88%	Not Reported	Not Reported	69	1.1769%	0.108149%
Ireland	4,922,413	5,364	345	5,709	6.43%	Not Reported	Not Reported	210	3.6784%	0.115980%
India	1,376,900,160	4,067	1,127	5,194	27.71%	Not Reported	Not Reported	149	2.8687%	0.000377%
Chile	19,071,161	4,815	301	5,116	6.25%	Not Reported	Not Reported	43	0.8405%	0.026826%
Denmark	5,792,202	4,681	390	5,071	8.33%	Not Reported	Not Reported	203	4.0032%	0.087549%
Czechia	10,703,334	4,822	195	5,017	4.04%	Not Reported	Not Reported	88	1.7540%	0.046873%
Totals/Averages	4,233,259,578	1,276,963	72,131	1,349,094	5.65%	Not Available		85,585	6.3439%	0.031869%

Daily EMS Unit Utilization – Last 30 Days

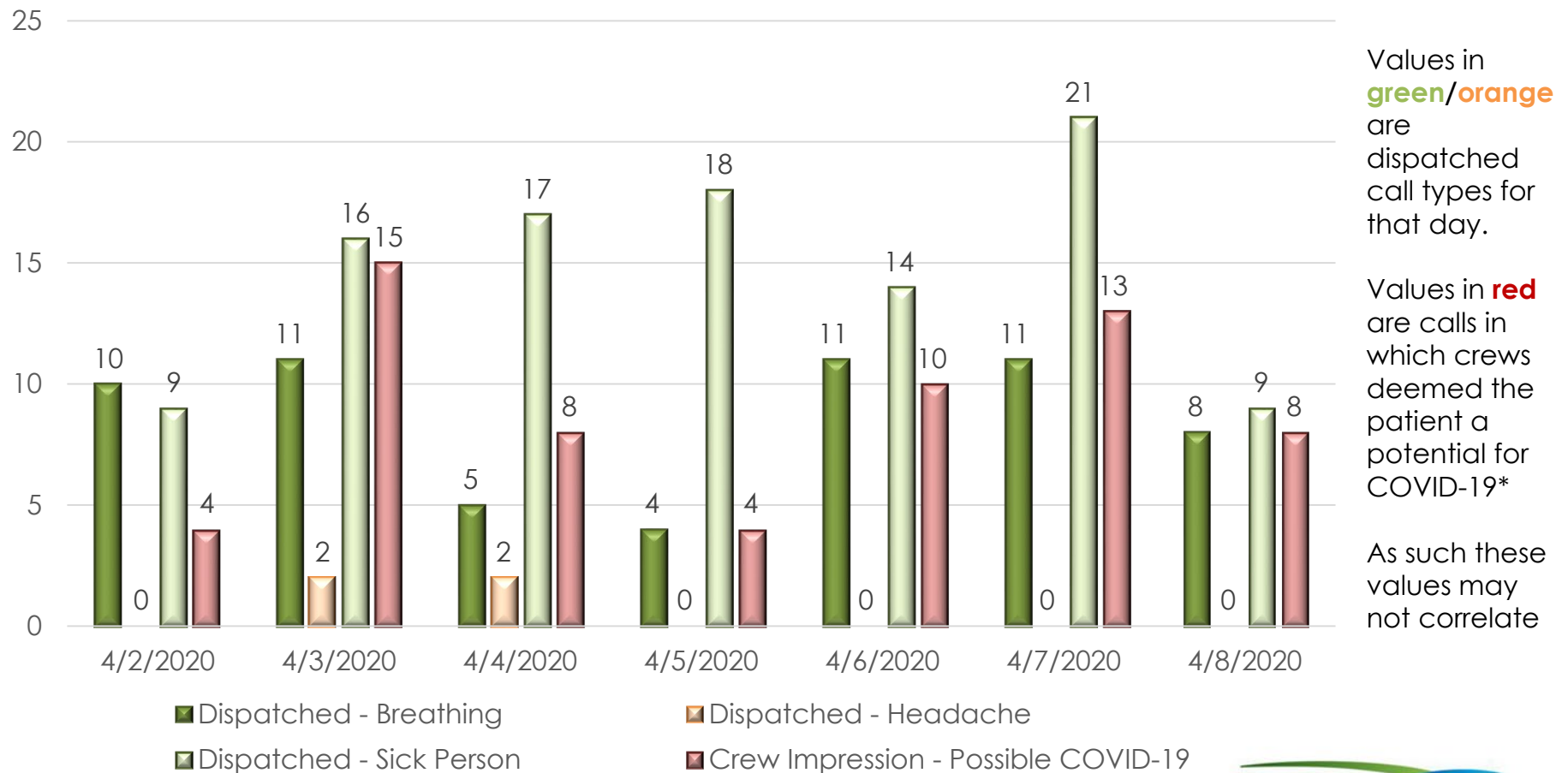
30-Day Average: 73.90 (EMS Only)

April 2019 Average: 79.10

Total Daily Incidents (Including Fire Calls): 80



"Potential" Call Types and Crew Impressions - Last 7 Days



Non-Traumatic, Non-Transported Dead On Scene

Daily Average = 1.50

