



DAYTON



DAYTON FIRE DEPARTMENT

COVID-19

Daily Statistical Update

Numbers Thru

05-May-2020

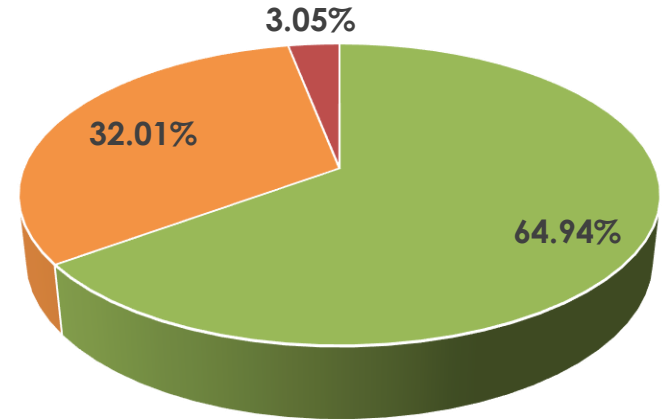
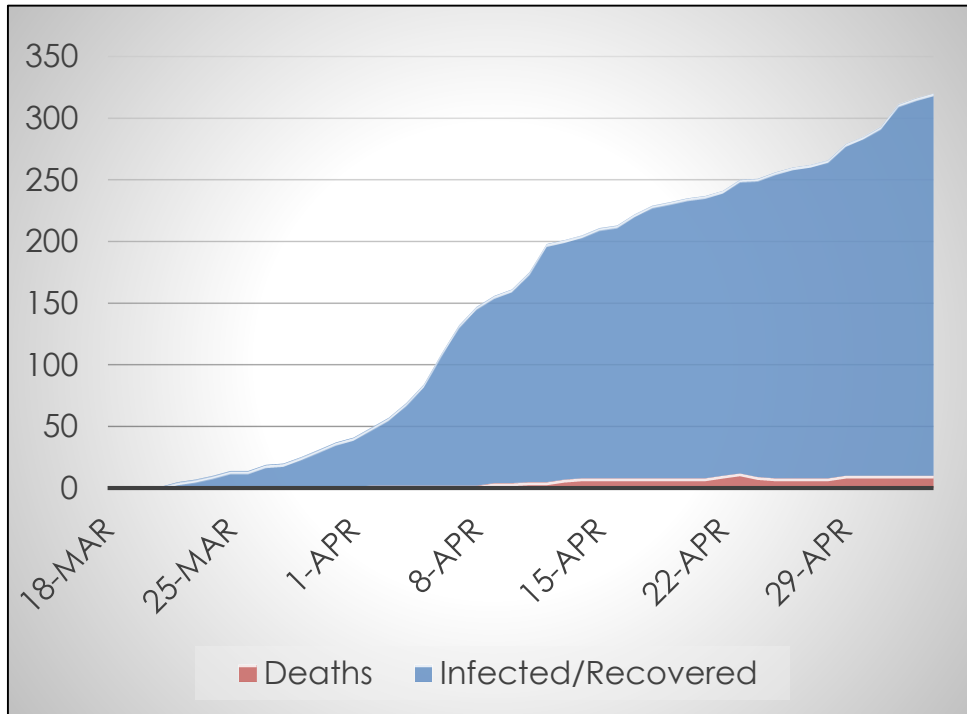


Dayton/Montgomery County



Data at a Glance

Confirmed Cases:	328
Hospitalizations:	105
Recoveries:	Not Reported
Deaths:	10



- Infected
- Hospitalized
- Recovered - Not Reported
- Deceased

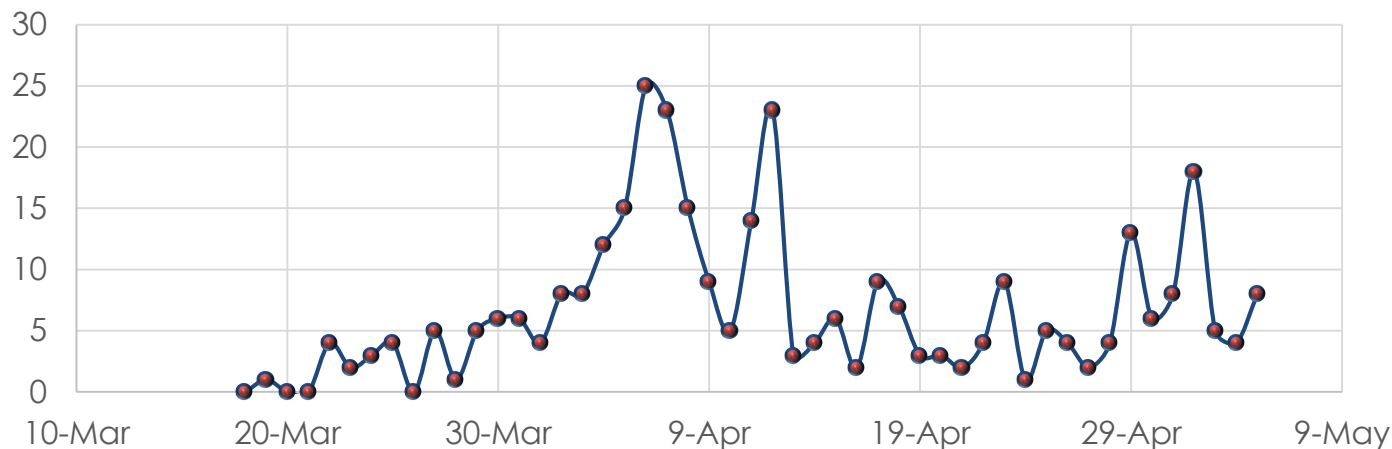


* On 24-Apr Montgomery County removed three deaths from their official tally and an additional 1 on 25-Apr.

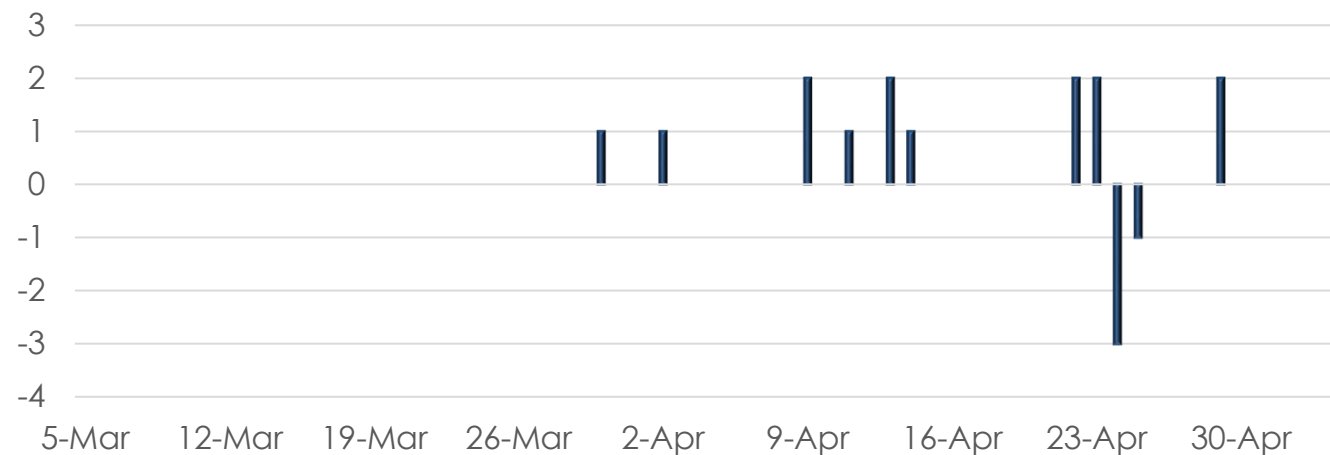
Dayton/Montgomery County



Daily Case Growth Rate



Deaths by Day



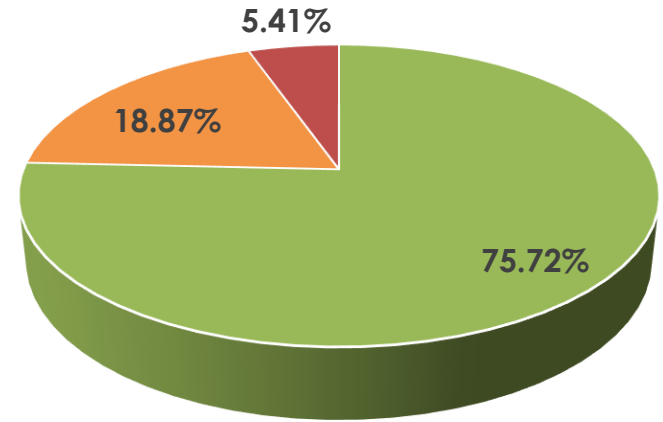
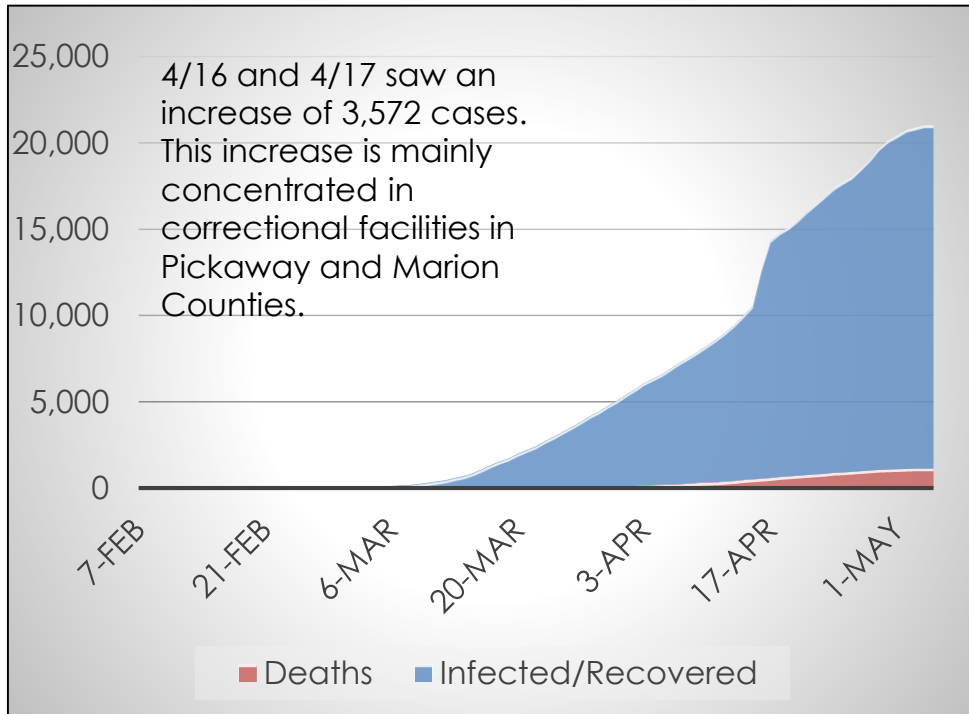
* On 24-Apr Montgomery County removed three deaths from their official tally, and one again on 25-Apr



State of Ohio

Data at a Glance

Confirmed Cases:	20,969
Hospitalizations:	3,956
Recoveries:	Not Reported
Deaths:	1,135




- Infected
- Hospitalized
- Recovered - Not Reported
- Deceased

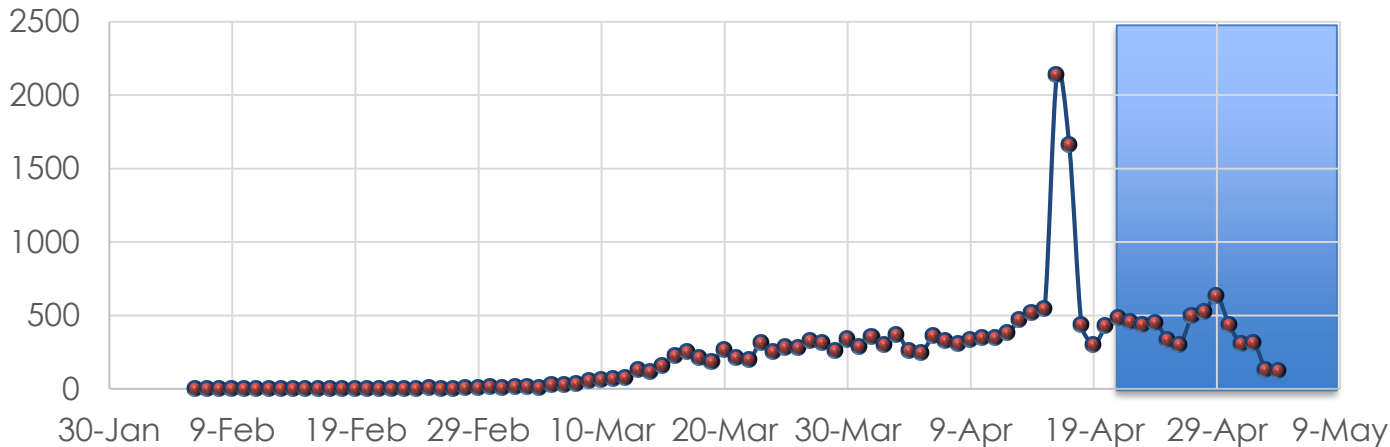
Note: Ohio re-updates all previous days information with new data. Though much more accurate will cause differences in how the epidemiological curve presents.



State of Ohio

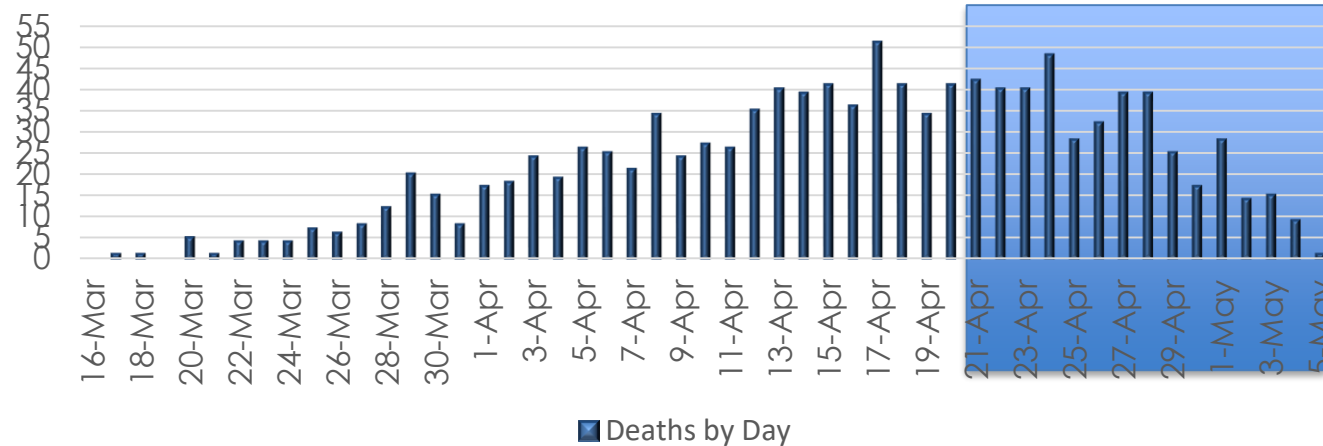


Daily Case Growth Rate



4/16 and 4/17 saw a large increase in cases. This increase is mainly concentrated in correctional facilities in Pickaway and Marion Counties.

Deaths by Day



The State of Ohio changed reporting standard around 12-Apr to include suspected cases.

Area in blue preliminary data due by reporting lag.

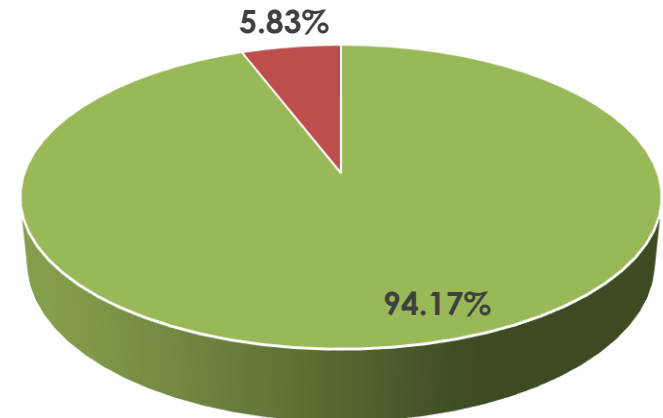
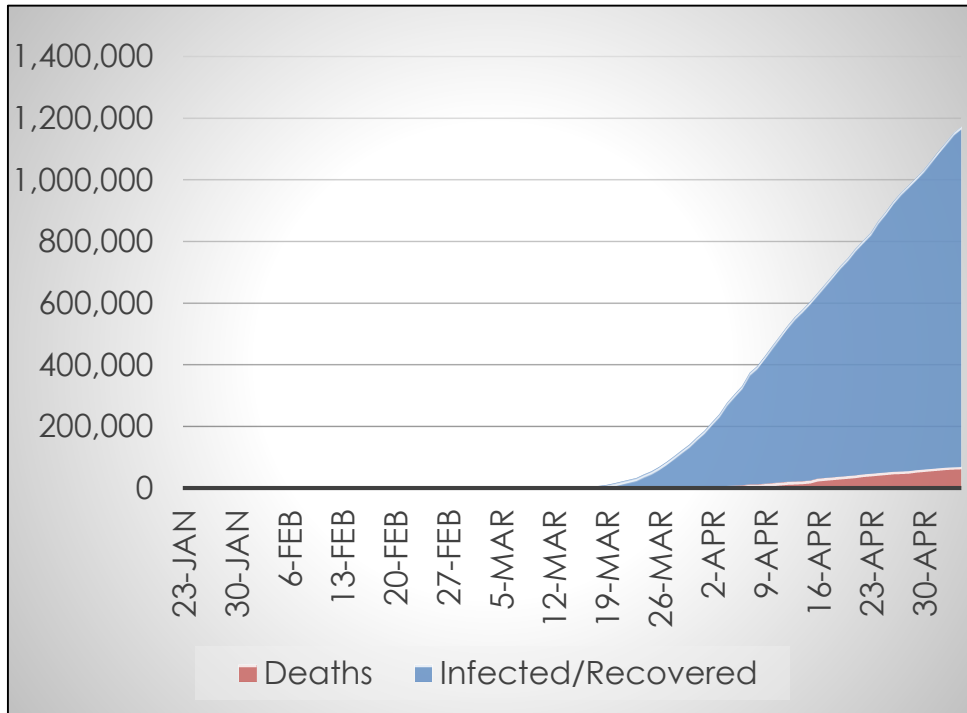


The United States

Data at a Glance



Confirmed Cases: 1,171,510
Recoveries: Not Reported
Deaths: 68,279



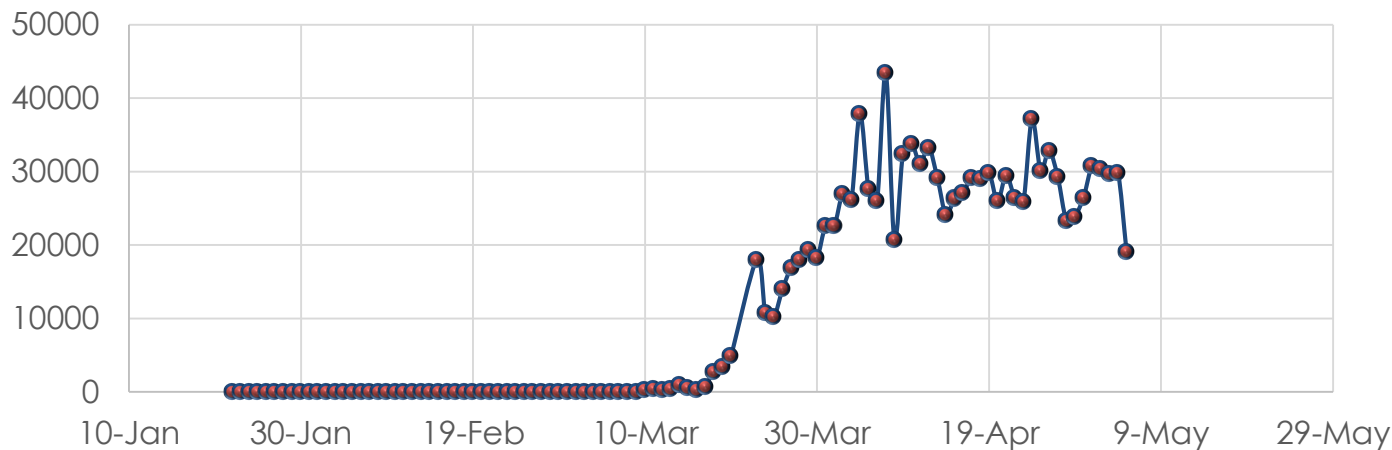
- Infected
- Recovered - Not Reported
- Deceased



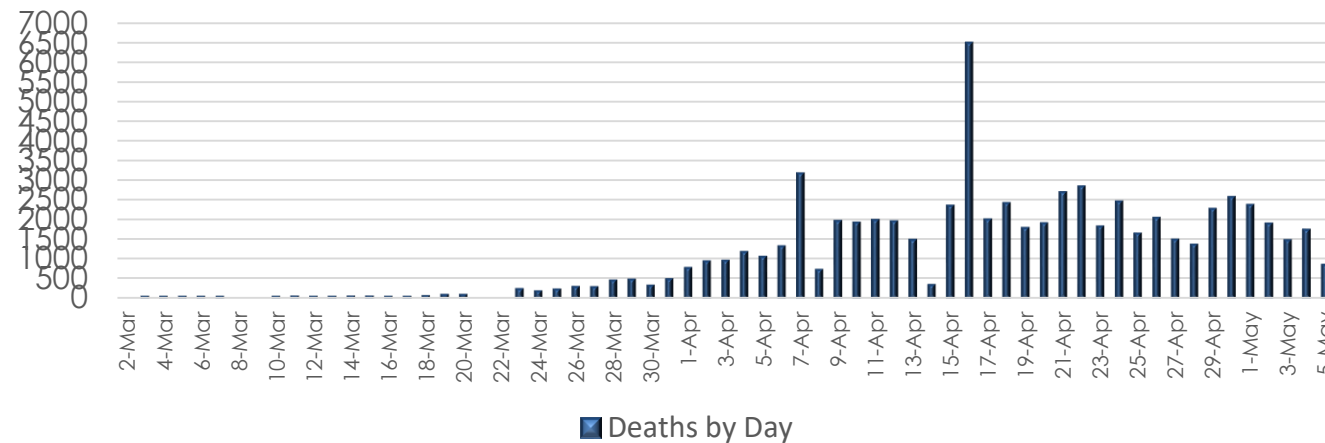
The United States



Daily Case Growth Rate



Deaths by Day



On 16-Apr the CDC started tracking "suspected" deaths in their statistics causing the spike in reported fatalities



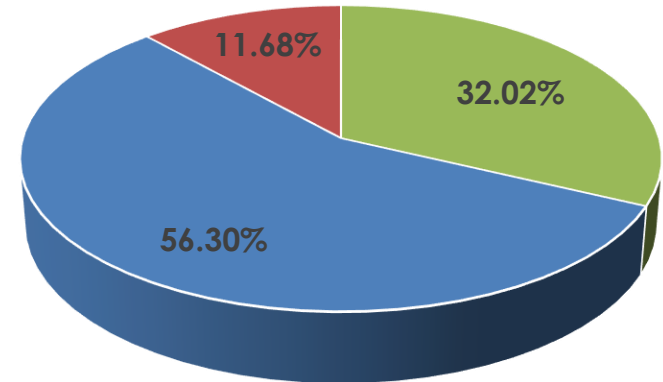
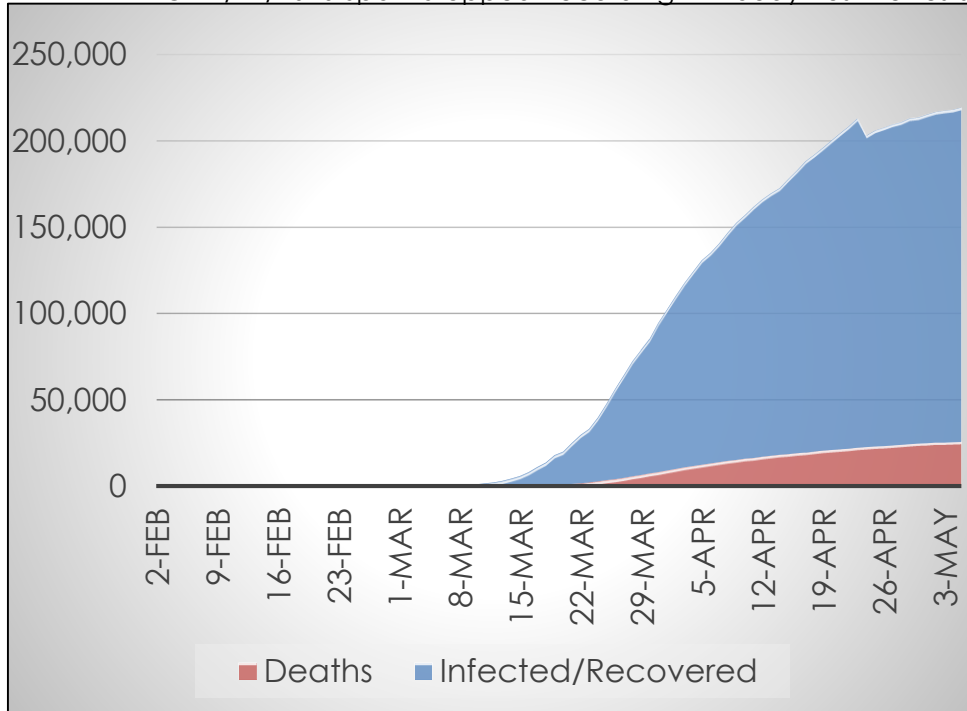
Spain

Data at a Glance

Confirmed Cases: 219,329
Recoveries: 123,486
Deaths: 25,613



* On 4/24/2020 Spain Stopped Recording Antibody Positive Tests



- Infected
- Recovered
- Deceased

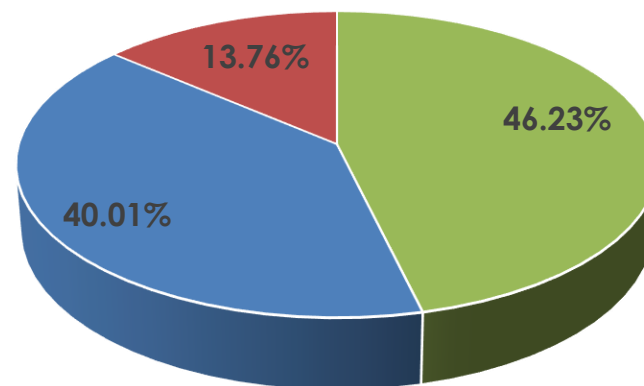
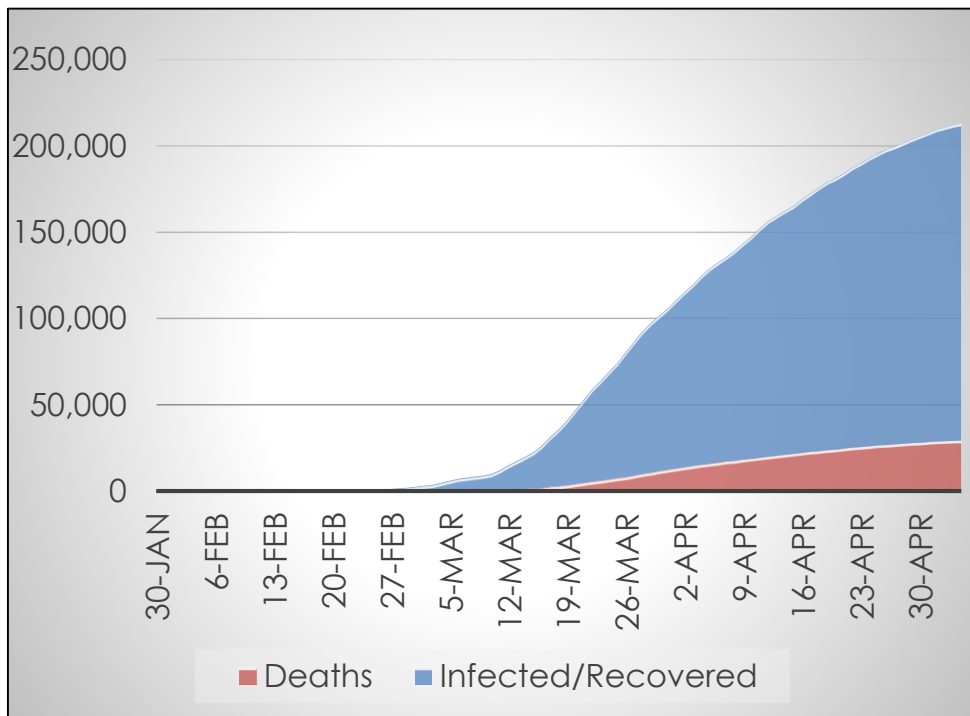


Italy



Data at a Glance

Confirmed Cases: 213,013
Recoveries: 85,231
Deaths: 29,315



- Infected
- Recovered
- Deceased



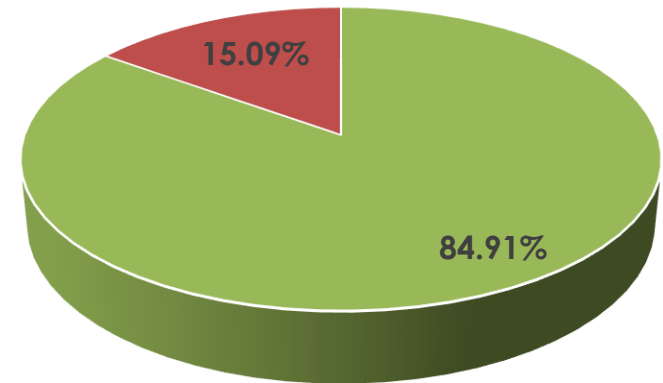
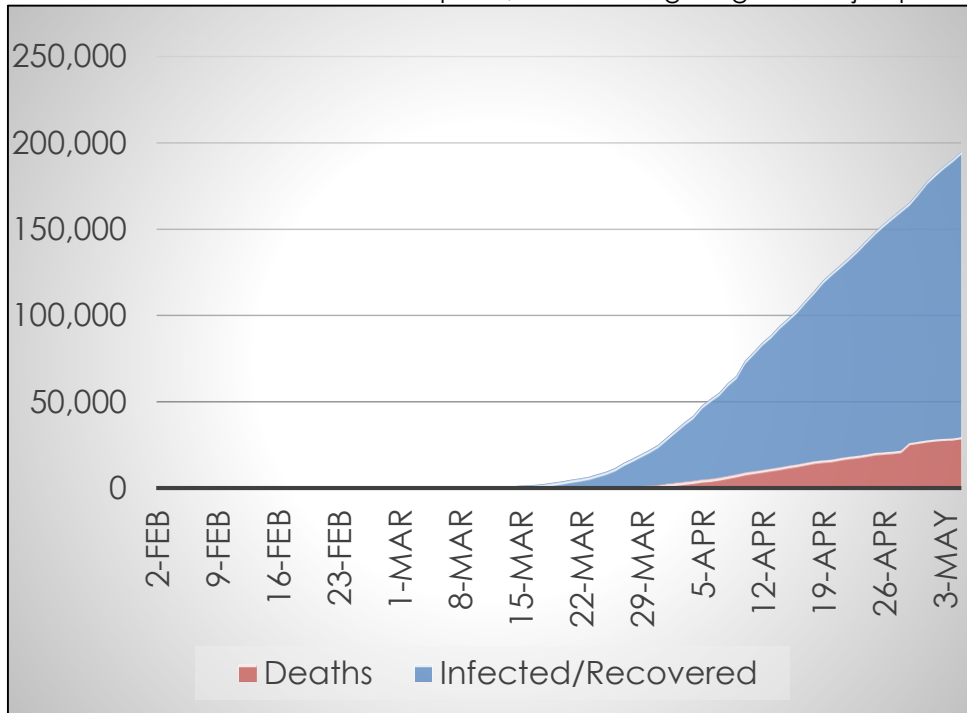
The United Kingdom

Data at a Glance

Confirmed Cases: 194,990
Recoveries: Not Reported
Deaths: 29,427



* On 29-Apr-2020 the U.K. changed their death reporting process to include deaths outside of hospitals, thus causing a significant jump



- Infected
- Recovered - Not Reported
- Deceased

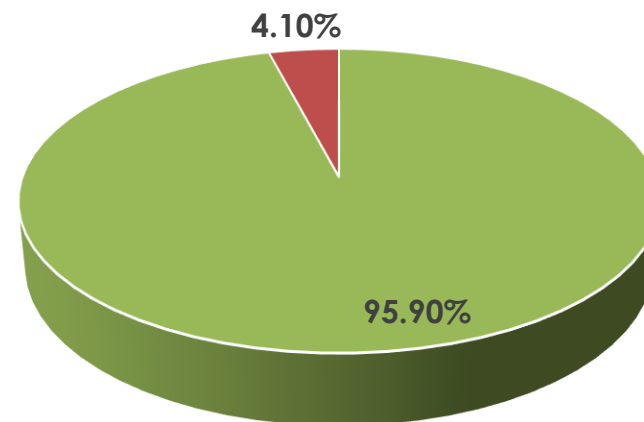
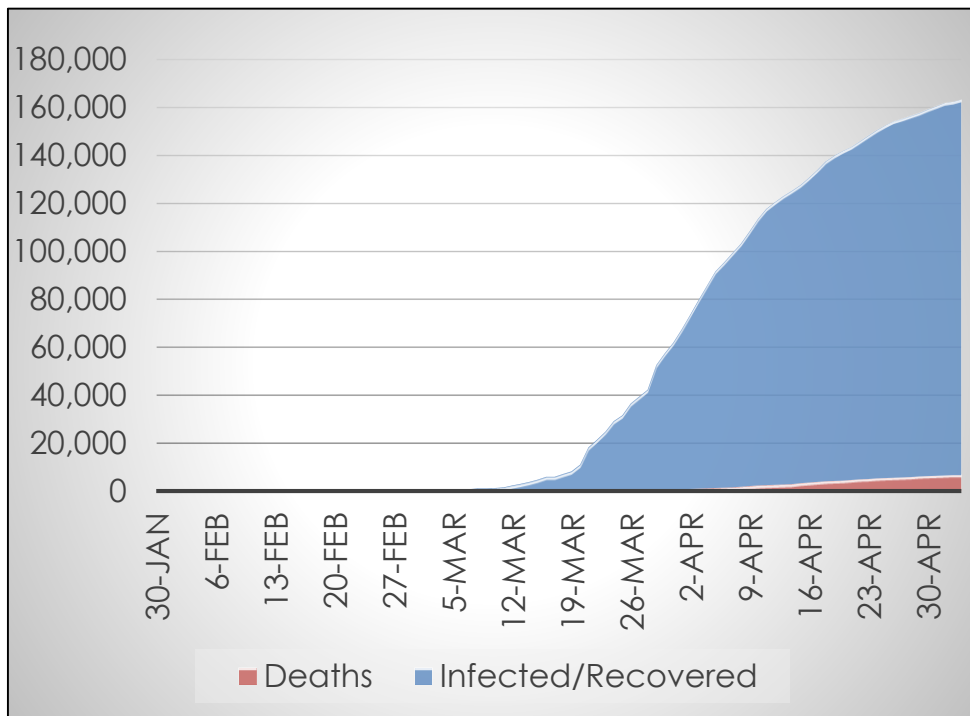


Germany

Data at a Glance



Confirmed Cases: 163,175
Recoveries: Not Reported
Deaths: 6,692



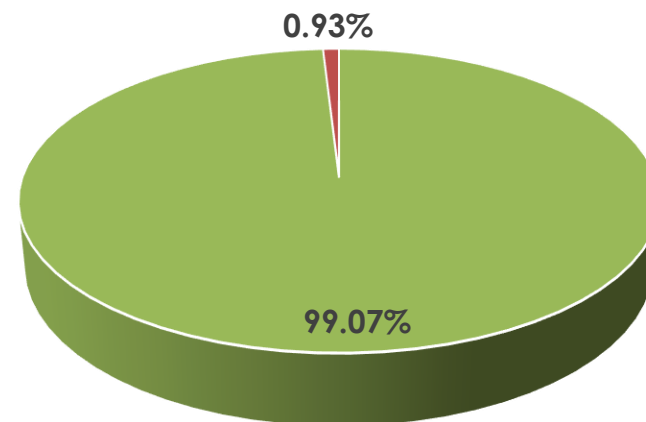
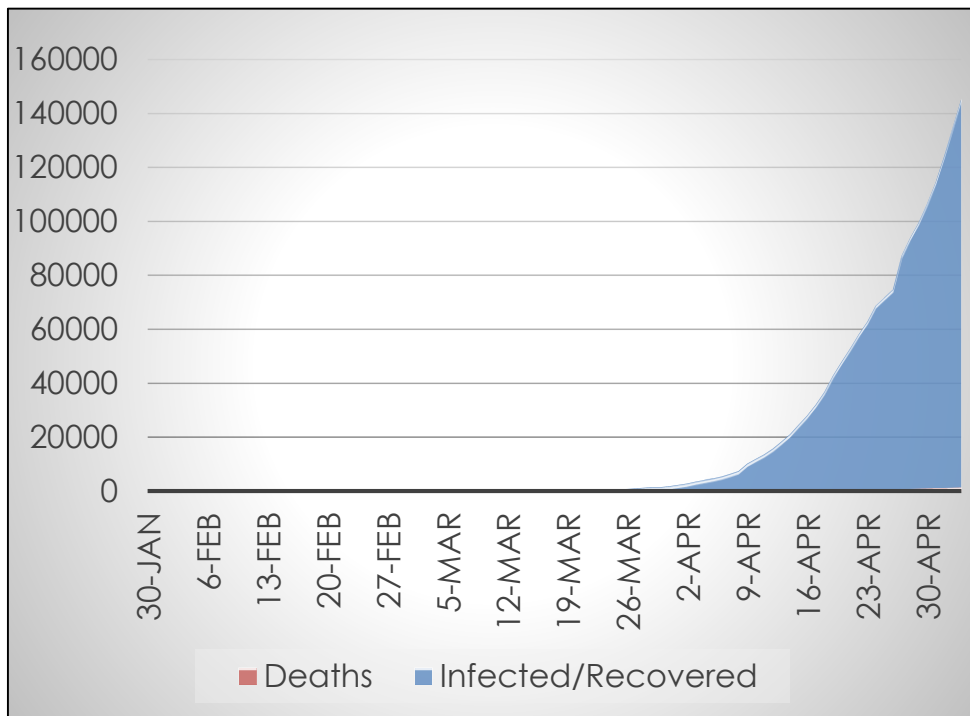
- Infected
- Recovered - Not Reported
- Deceased



Russia

Data at a Glance

Confirmed Cases: 145,268
Recoveries: Not Reported
Deaths: 1,356



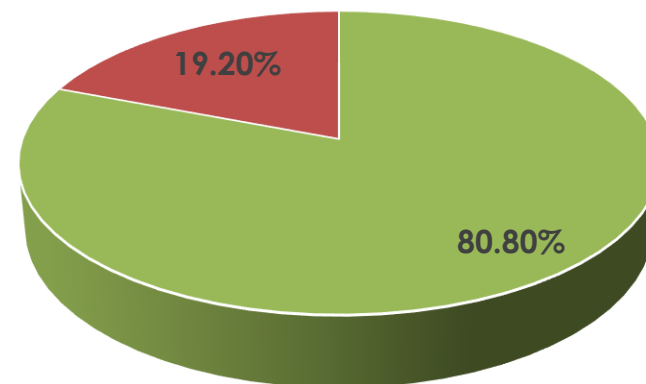
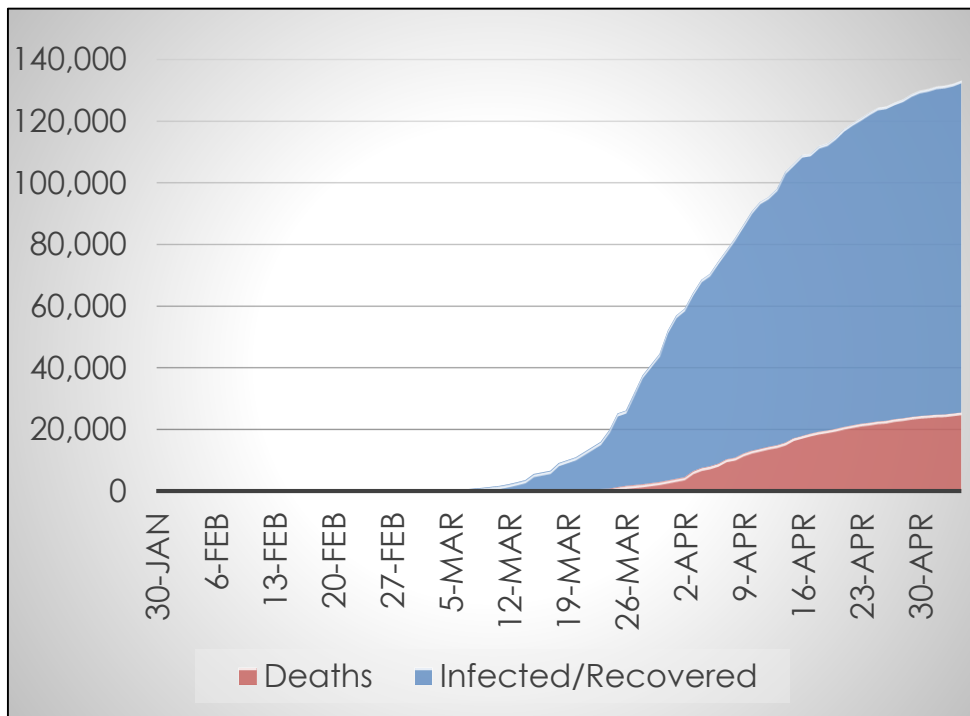

- Infected
- Recovered - Not Reported
- Deceased



France

Data at a Glance

Confirmed Cases: 132,967
Recoveries: Not Reported
Deaths: 25,531



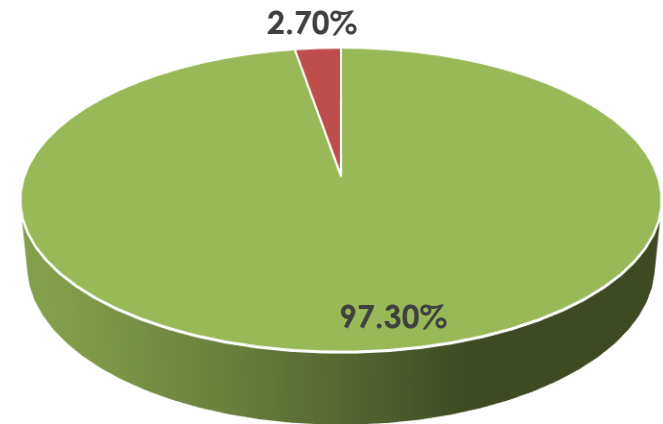
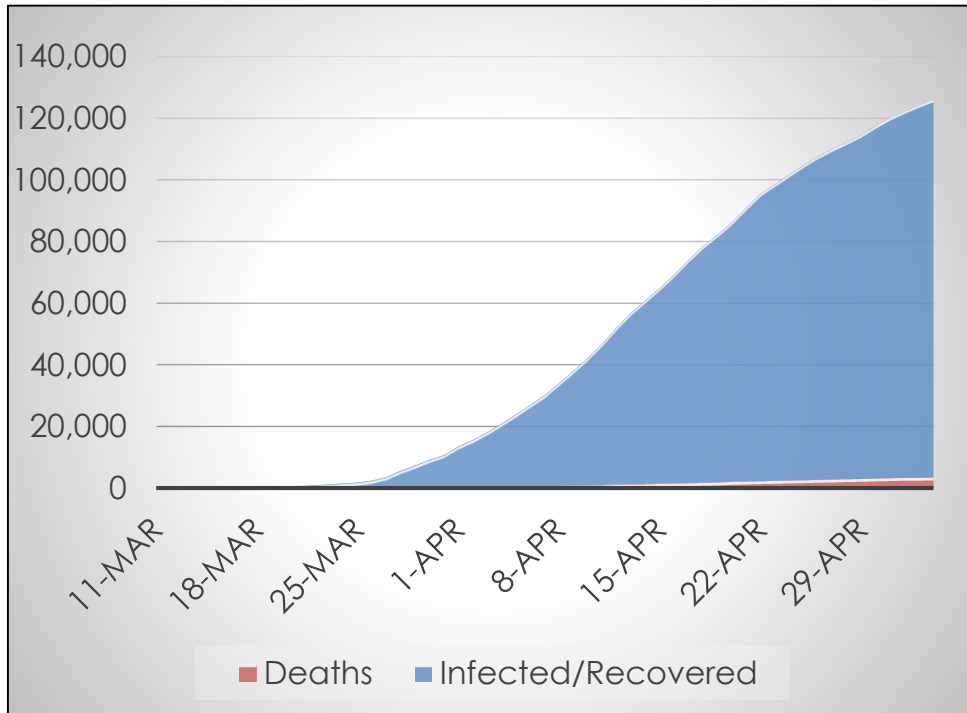
- Infected
- Recovered - Not Reported
- Deceased



Turkey

Data at a Glance

Confirmed Cases: 126,045
Recoveries: Not Reported
Deaths: 3,397



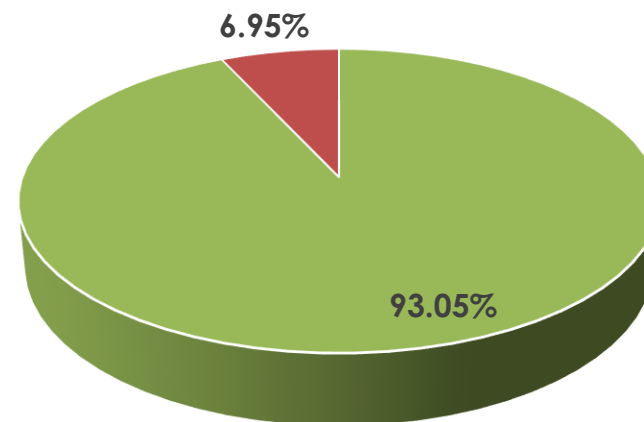
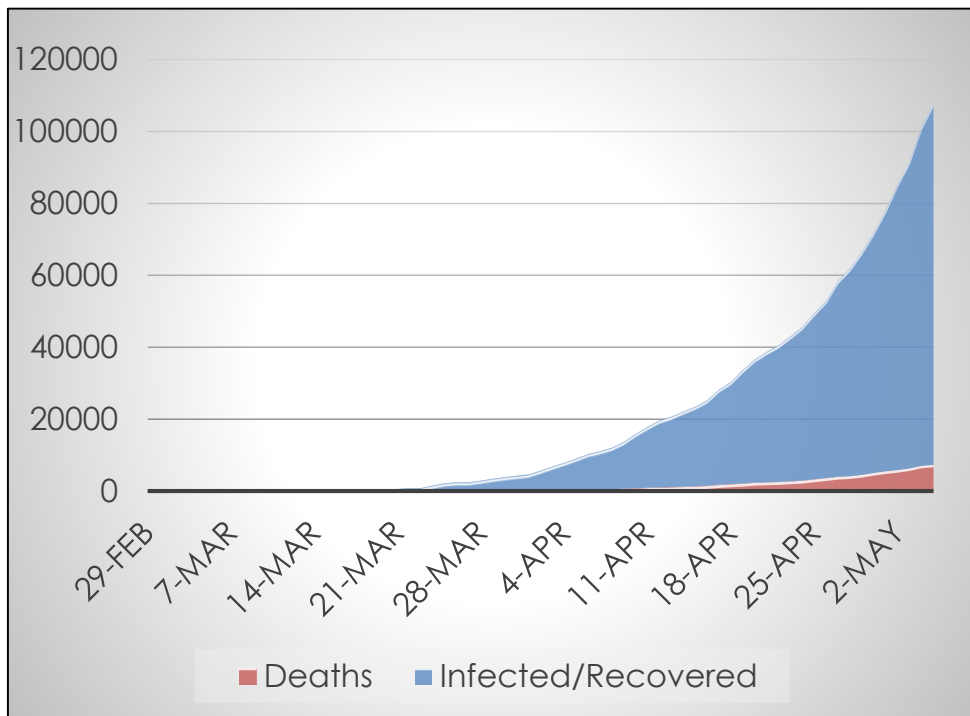
- Infected
- Recovered - Not Reported
- Deceased



Brazil

Data at a Glance

Confirmed Cases: 107,780
Recoveries: Not Reported
Deaths: 7,321



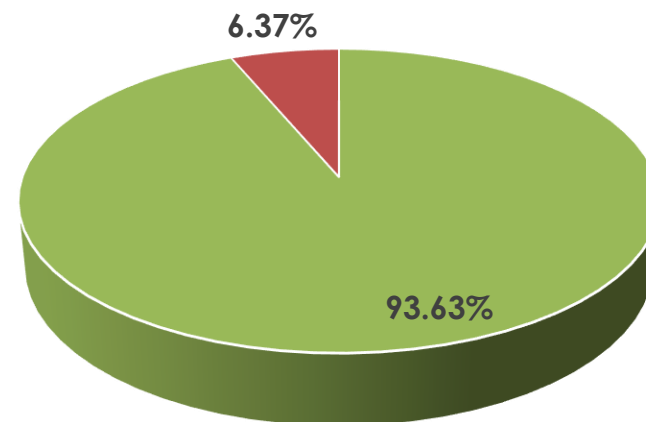
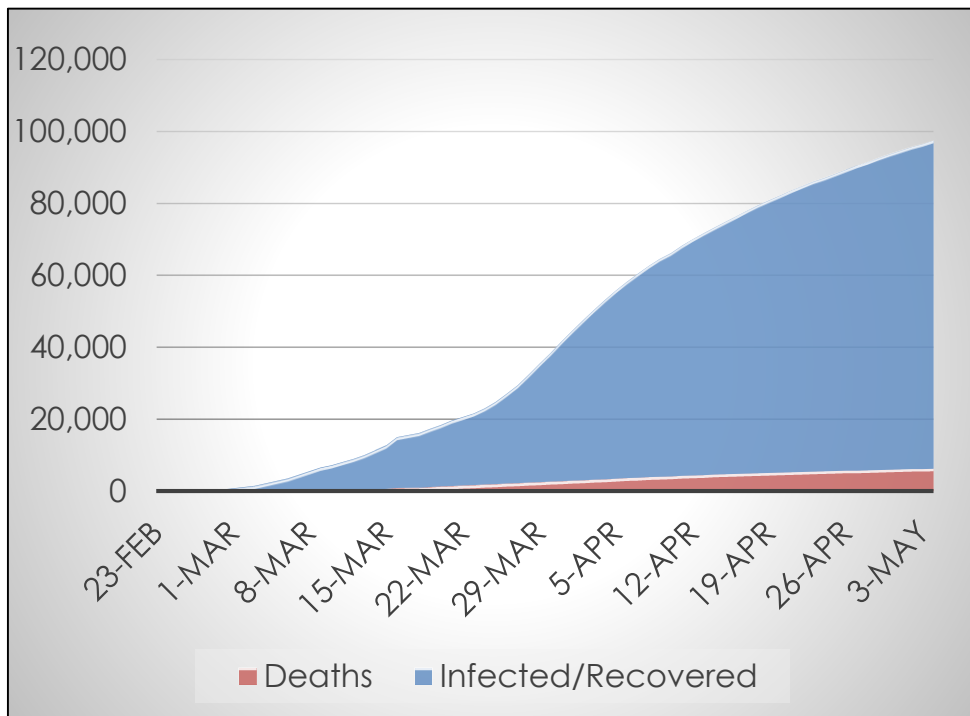

- Infected
- Recovered - Not Reported
- Deceased



Iran

Data at a Glance

Confirmed Cases: 97,424
Recoveries: Not Reported
Deaths: 6,203



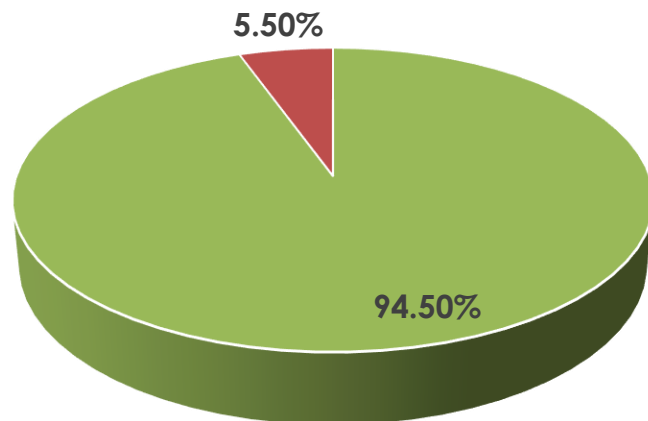
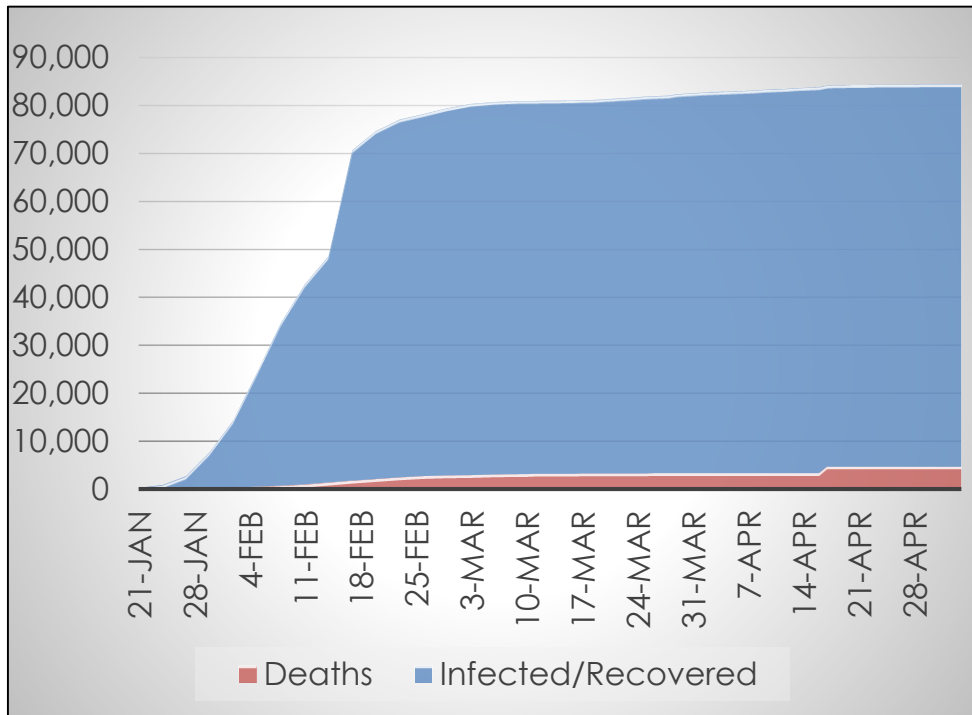

- Infected
- Recovered - Not Reported
- Deceased



China

Data at a Glance

Confirmed Cases: 84,400
Recoveries: Not Reported
Deaths: 4,643



- Infected
- Recovered - Not Reported
- Deceased

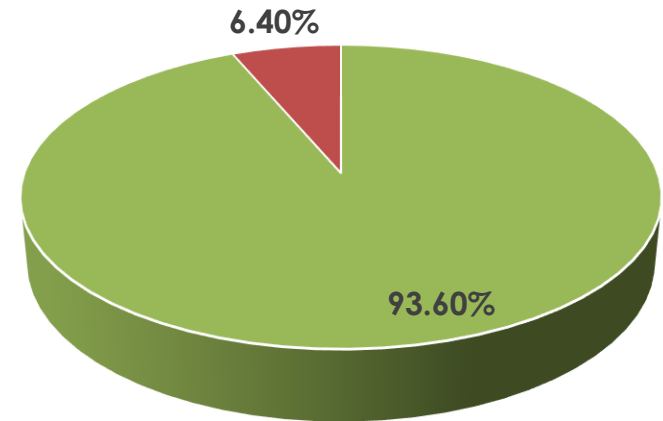
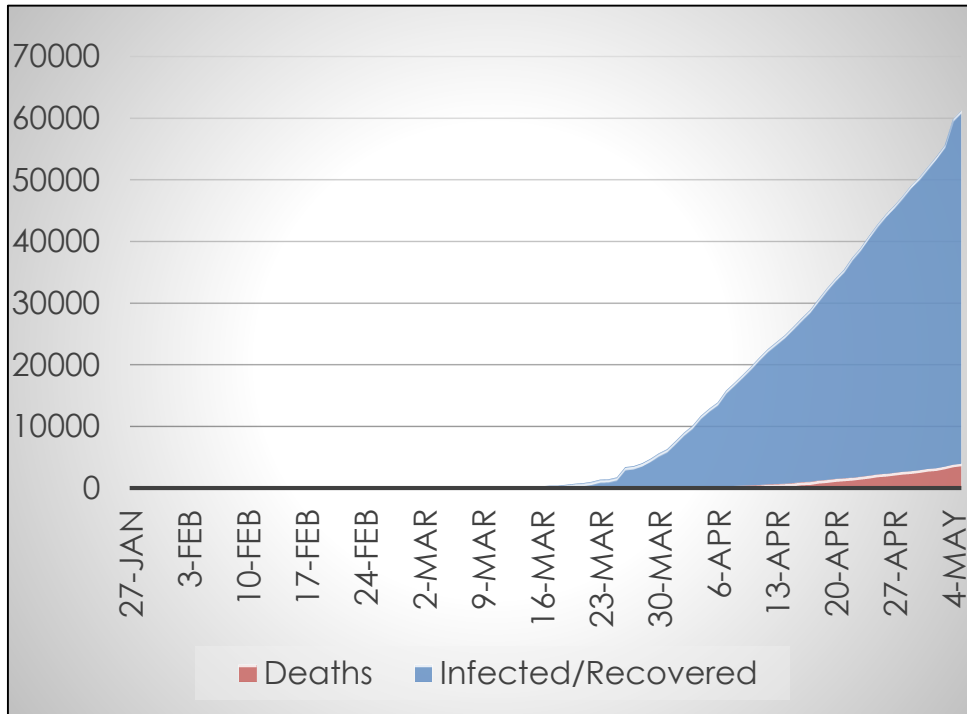
NOTE: On 17-April China Revised their Mortality Estimates



Canada

Data at a Glance

Confirmed Cases: 61,159
Recoveries: Not Reported
Deaths: 3,915



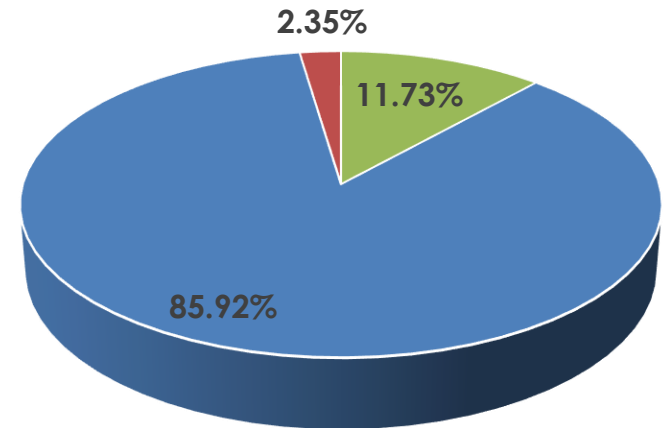
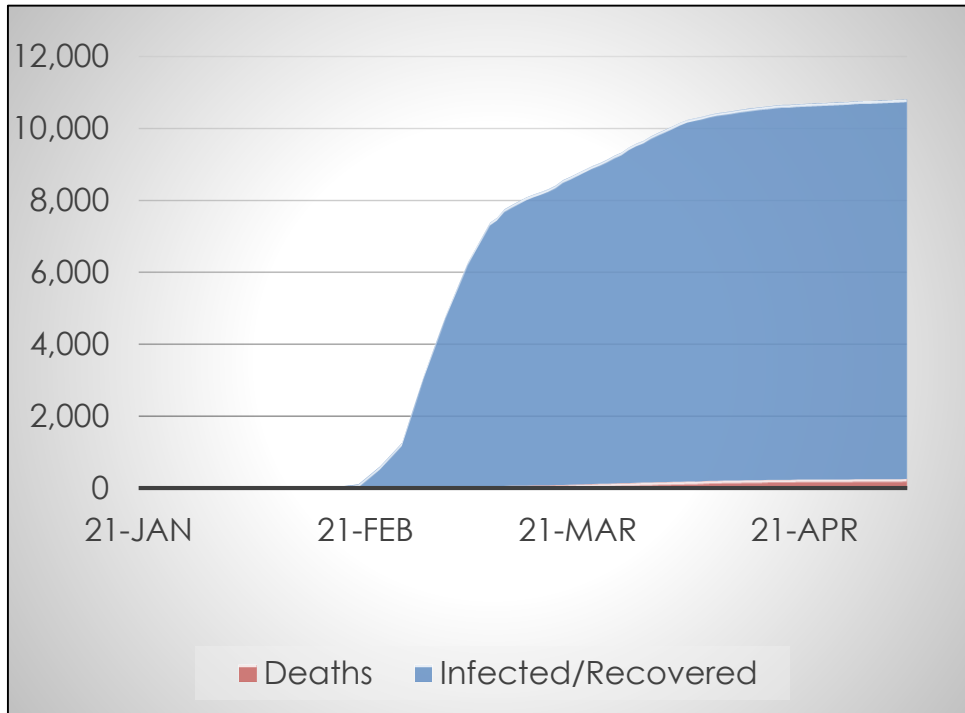
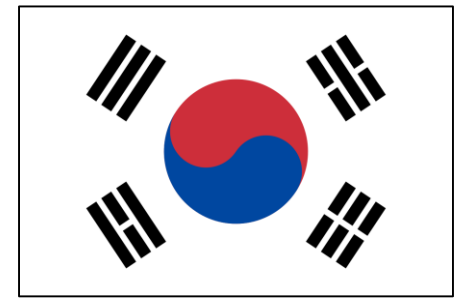
- Infected
- Recovered - Not Reported
- Deceased



South Korea

Data at a Glance

Confirmed Cases: 10,804
Recoveries: 9,283
Deaths: 254



- Infected
- Recovered
- Deceased



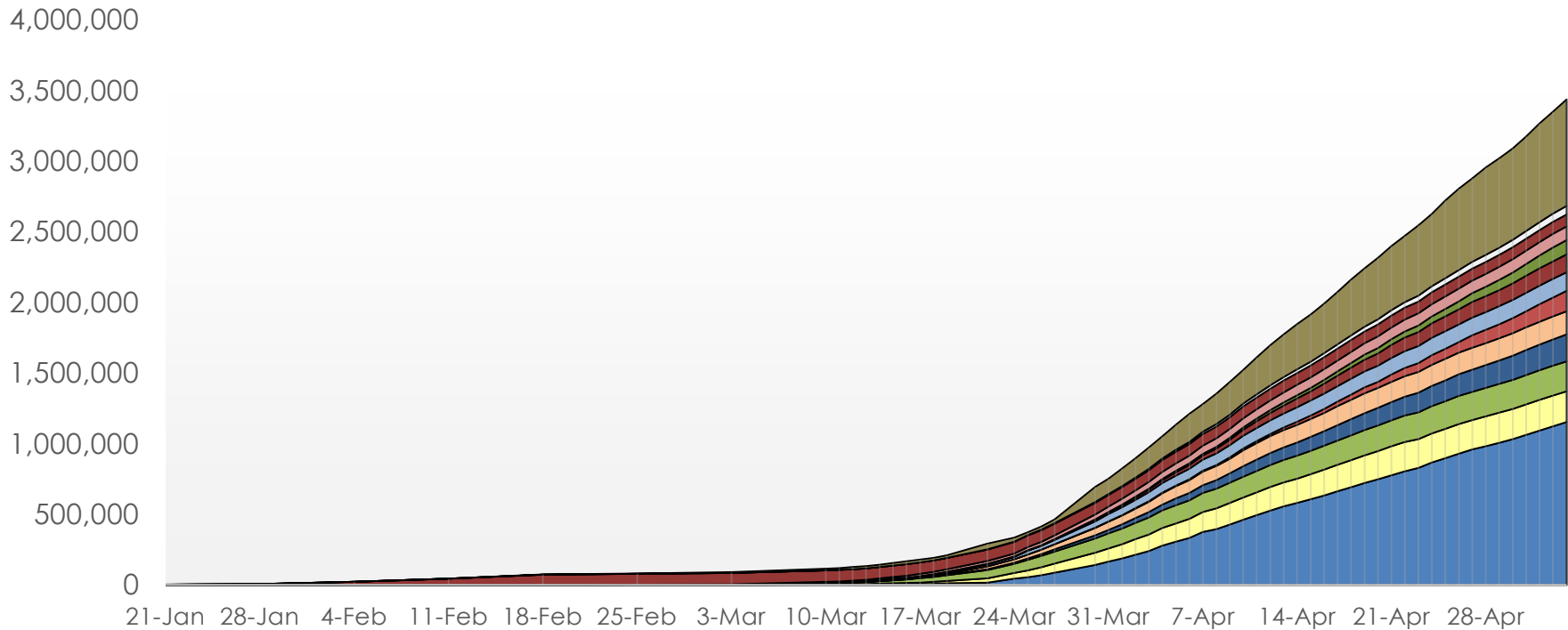
World Summary

Data at a Glance

Confirmed Cases: 3,435,894
 Deaths: 239,604
 International Mortality 6.97%

Select Countries

USA	1,152,372	Spain	218,011
Italy	211,938	The UK	190,584
Germany	163,175	Russia	145,268
France	131,863	Turkey	126,045
Brazil	101,147	Iran	97,424
China	84,400	Canada	59,844



- USA
- Spain
- Italy
- United Kingdom
- Germany
- Russia
- France
- Turkey
- Brazil
- Iran
- China
- Canada
- Rest of the World



Source: WHO Situation Report or the Nations' National Health Service
NOTE: Some Counts are Delayed at Least One Day

Current Disease Prevalence and Estimated Recovery/Mortality Rates (Countries Over 10,000 Cases)

Country	Population	Previous Cases	New Cases	Confirmed Cases	% Increase	Recovered	Recovery Percentage	Deaths	Mortality Estimate	Contact Percentage
USA	331,002,651	1,152,372	19,138	1,171,510	1.66%	Not Reported	Not Reported	68,279	5.8283%	0.353928%
Spain	46,754,778	218,011	1,318	219,329	0.60%	123,486	56.30%	25,613	11.6779%	0.469105%
Italy	60,461,826	211,938	1,075	213,013	0.51%	85,231	40.01%	29,315	13.7621%	0.352310%
United Kingdom	67,886,011	190,584	4,406	194,990	2.31%	Not Reported	Not Reported	29,427	15.0915%	0.287231%
Germany	83,783,942	162,496	679	163,175	0.42%	Not Reported	Not Reported	6,692	4.1011%	0.194757%
Russia	145,918,773	134,687	10,581	145,268	7.86%	Not Reported	Not Reported	1,356	0.9334%	0.099554%
France	65,273,511	131,863	1,104	132,967	0.84%	Not Reported	Not Reported	25,531	19.2010%	0.203707%
Turkey	84,086,339	124,375	1,670	126,045	1.34%	Not Reported	Not Reported	3,397	2.6951%	0.149899%
Brazil	212,145,978	101,147	6,633	107,780	6.56%	Not Reported	Not Reported	7,321	6.7925%	0.050805%
Iran	83,992,949	96,448	976	97,424	1.01%	Not Reported	Not Reported	6,203	6.3670%	0.115991%
China	1,439,323,776	84,393	7	84,400	0.01%	Not Reported	Not Reported	4,643	5.5012%	0.005864%
Canada	37,742,154	59,844	1,315	61,159	2.20%	Not Reported	Not Reported	3,915	6.4013%	0.162044%
Belgium	11,589,623	49,517	389	49,906	0.79%	Not Reported	Not Reported	7,844	15.7175%	0.430609%
Peru	32,870,710	40,459	2,075	42,534	5.13%	Not Reported	Not Reported	1,200	2.8213%	0.129398%
India	1,376,900,160	39,980	2,553	42,533	6.39%	Not Reported	Not Reported	1,373	3.2281%	0.003089%
Netherlands	17,134,872	40,236	335	40,571	0.83%	Not Reported	Not Reported	5,056	12.4621%	0.236774%
Switzerland	8,654,622	29,734	88	29,822	0.30%	Not Reported	Not Reported	1,472	4.9360%	0.344579%
Ecuador	17,567,751	27,464	2,074	29,538	7.55%	Not Reported	Not Reported	1,564	5.2949%	0.168138%
Saudi Arabia	34,662,835	25,459	1,552	27,011	6.10%	Not Reported	Not Reported	184	0.6812%	0.077925%
Portugal	10,205,078	25,190	92	25,282	0.37%	Not Reported	Not Reported	1,043	4.1255%	0.247739%
Sweden	10,099,265	22,082	235	22,317	1.06%	Not Reported	Not Reported	2,679	12.0043%	0.220976%
Mexico	128,670,384	20,739	1,349	22,088	6.50%	Not Reported	Not Reported	2,061	9.3309%	0.017166%
Ireland	4,922,413	21,176	330	21,506	1.56%	Not Reported	Not Reported	1,303	6.0588%	0.436900%
Pakistan	219,699,443	19,103	981	20,084	5.14%	Not Reported	Not Reported	457	2.2754%	0.009142%
Chile	19,071,161	18,435	1,228	19,663	6.66%	Not Reported	Not Reported	260	1.3223%	0.103103%
Sinapore	5,850,342	17,548	657	18,205	3.74%	Not Reported	Not Reported	18	0.0989%	0.311178%
Belarus	9,449,889	15,828	1,661	17,489	10.49%	Not Reported	Not Reported	103	0.5889%	0.185071%
Israel	8,617,452	16,152	0	16,152	0.00%	Not Reported	Not Reported	227	1.4054%	0.187434%
Austria	9,006,398	15,558	39	15,597	0.25%	Not Reported	Not Reported	598	3.8341%	0.173177%
Qatar	2,881,053	14,872	679	15,551	4.57%	Not Reported	Not Reported	12	0.0772%	0.539768%
Japan	126,476,461	14,839	218	15,057	1.47%	Not Reported	Not Reported	510	3.3871%	0.011905%
United Arab Emirates	9,890,402	13,599	564	14,163	4.15%	Not Reported	Not Reported	126	0.8896%	0.143199%
Poland	37,846,611	13,375	318	13,693	2.38%	Not Reported	Not Reported	678	4.9514%	0.036180%
Romania	19,269,357	12,732	431	13,163	3.39%	Not Reported	Not Reported	678	5.1508%	0.068311%
Ukraine	43,774,411	11,913	418	12,331	3.51%	Not Reported	Not Reported	303	2.4572%	0.028169%
Indonesia	272,734,269	10,843	349	11,192	3.22%	Not Reported	Not Reported	845	7.5500%	0.004104%
South Korea	51,269,185	10,801	3	10,804	0.03%	9,283	85.92%	254	2.3510%	0.021073%
Totals/Averages	5,147,486,835	3,215,792	67,520	3,283,312	2.10%	Not Available	Not Available	242,540	7.3871%	0.063785%

** Did not report **



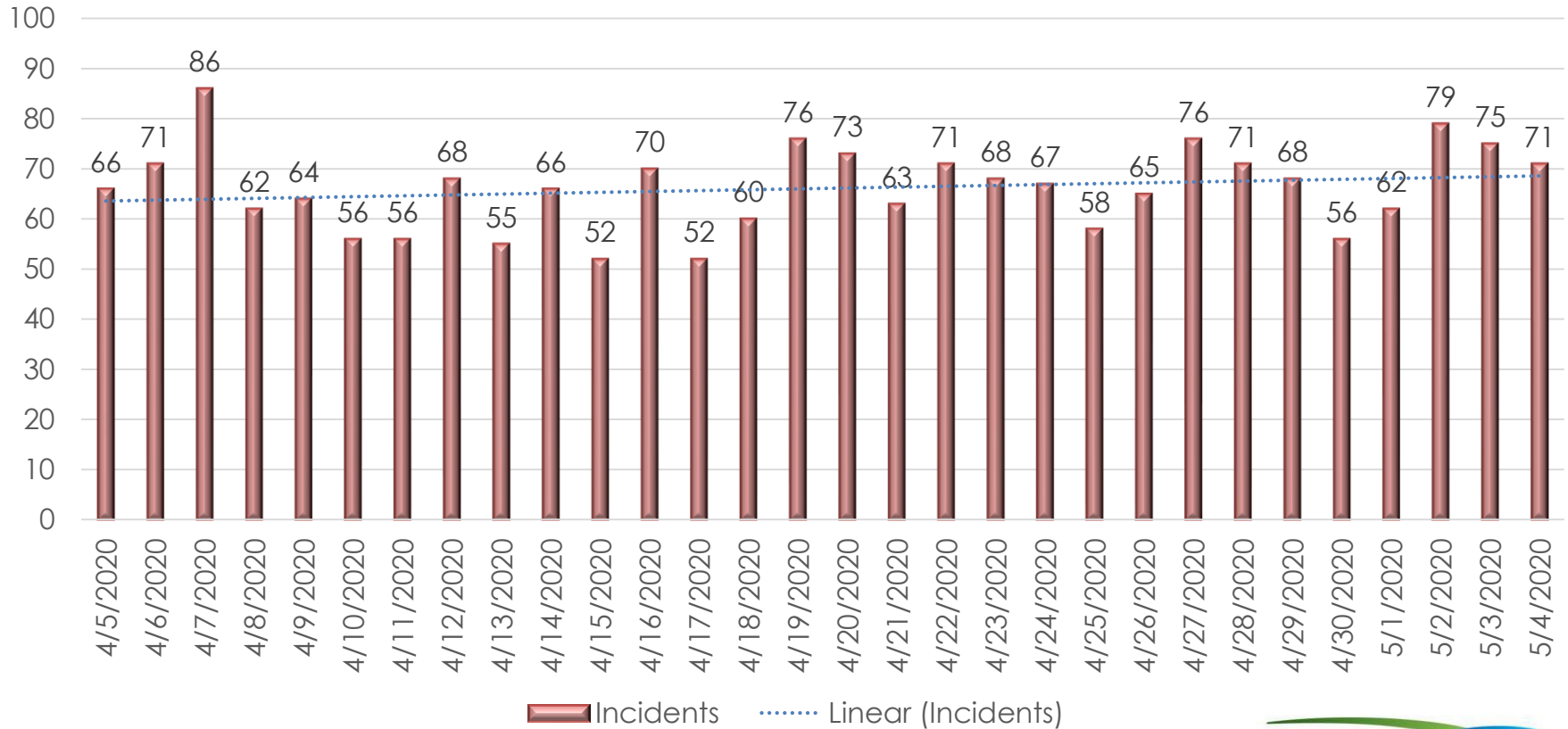
Sources: WHO Situation Report (Delayed One Day)
Host Nations Public Health Departments

Daily EMS Unit Utilization – Last 30 Days

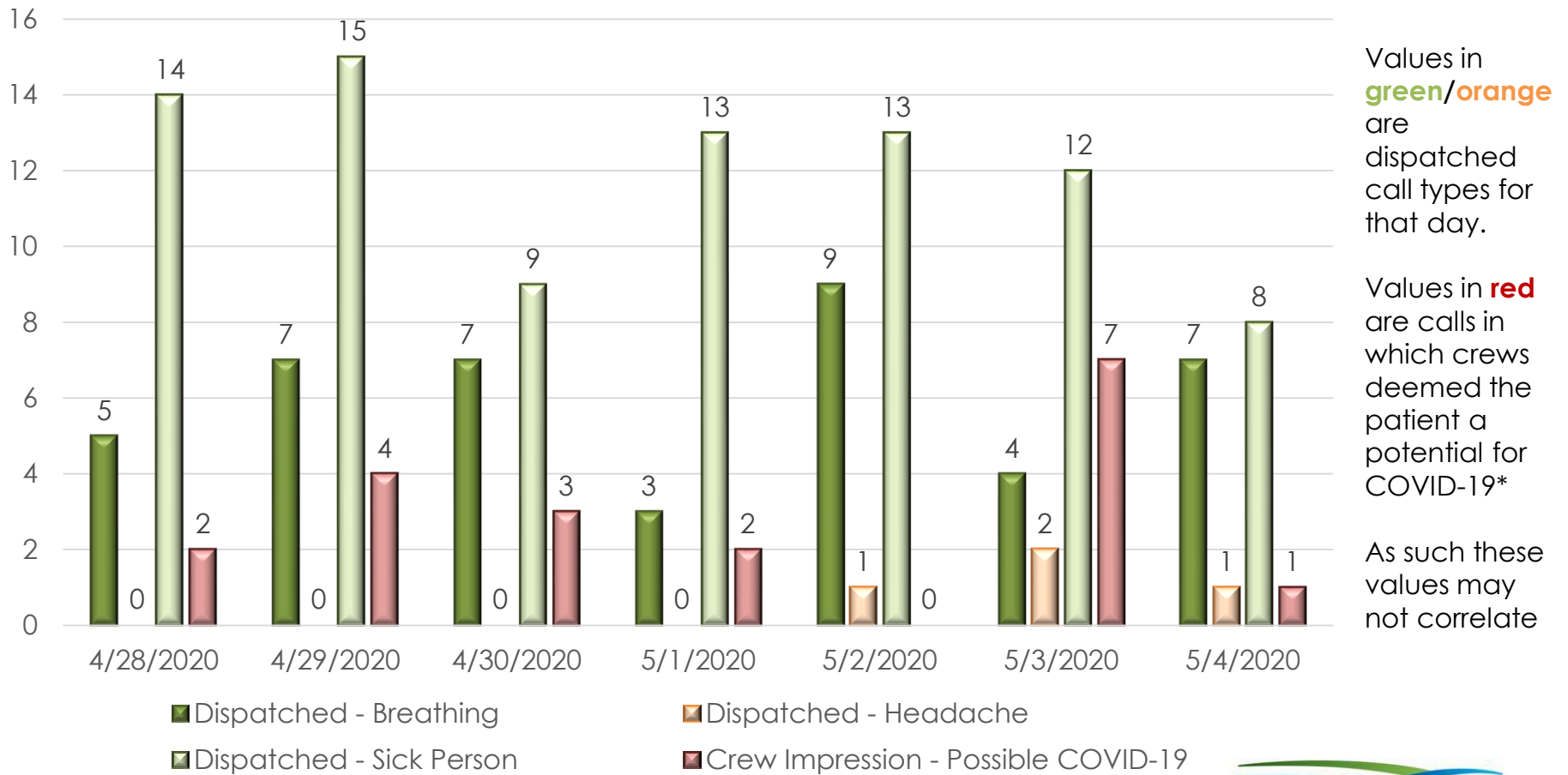
30-Day Average: 66.10 (EMS Only)

April 2019 Average: 79.10

Total Daily Incidents (Including Fire Calls): 94



“Potential” Call Types and Crew Impressions - Last 7 Days



* By crews listing COVID-19 as a primary or secondary impression or by completing the "Outbreak Screening" form in ESO.

Non-Traumatic, Non-Transported Dead On Scene

30-Day, Daily Average = 1.40/day

30-Day, April 2019 = 0.73/day

2019 Overall Average = 1.14/day

