



DAYTON



DAYTON FIRE DEPARTMENT

COVID-19

Daily Statistical Update

Numbers Thru

11-May-2020

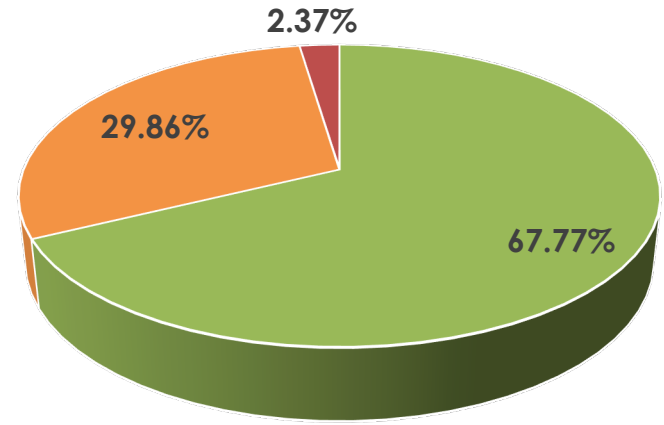
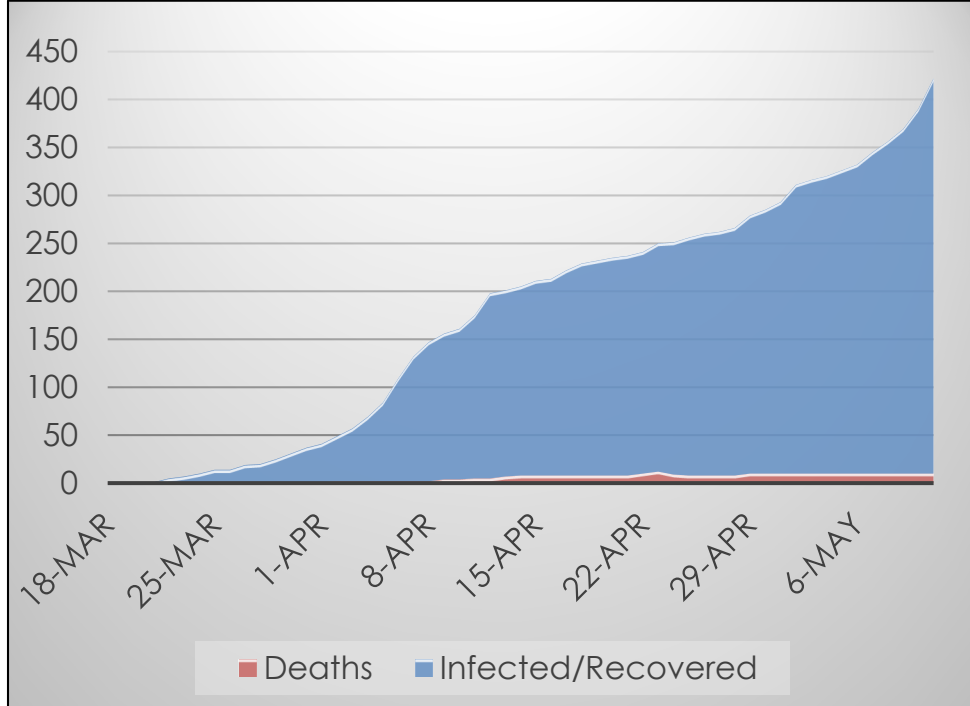


Dayton/Montgomery County



Data at a Glance

Confirmed Cases:	422
Hospitalizations:	126
Recoveries:	Not Reported
Deaths:	10



- Infected
- Hospitalized
- Recovered - Not Reported
- Deceased

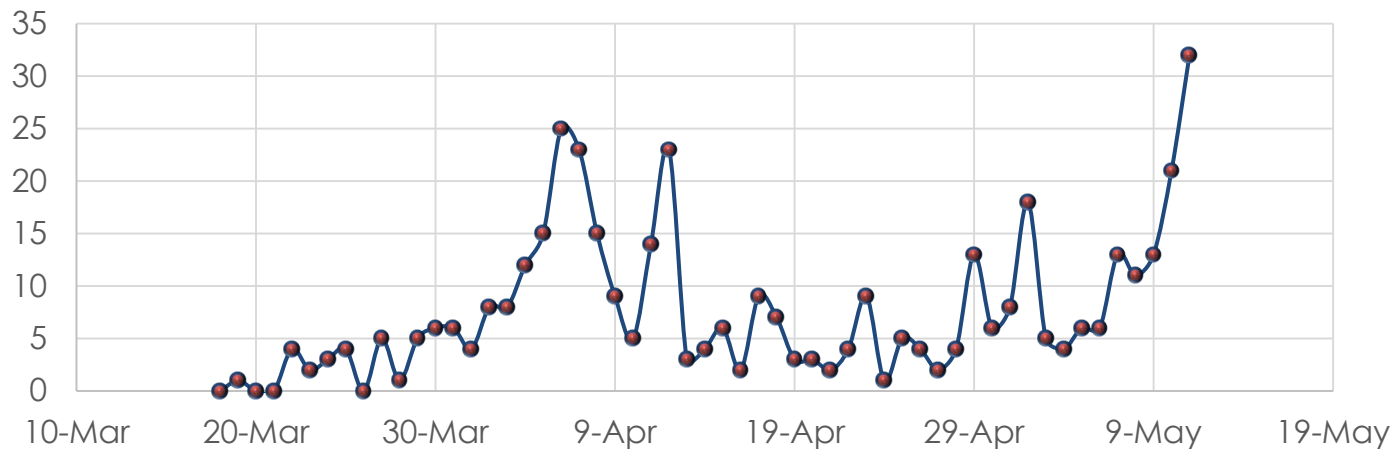


* On 24-Apr Montgomery County removed three deaths from their official tally and an additional 1 on 25-Apr.

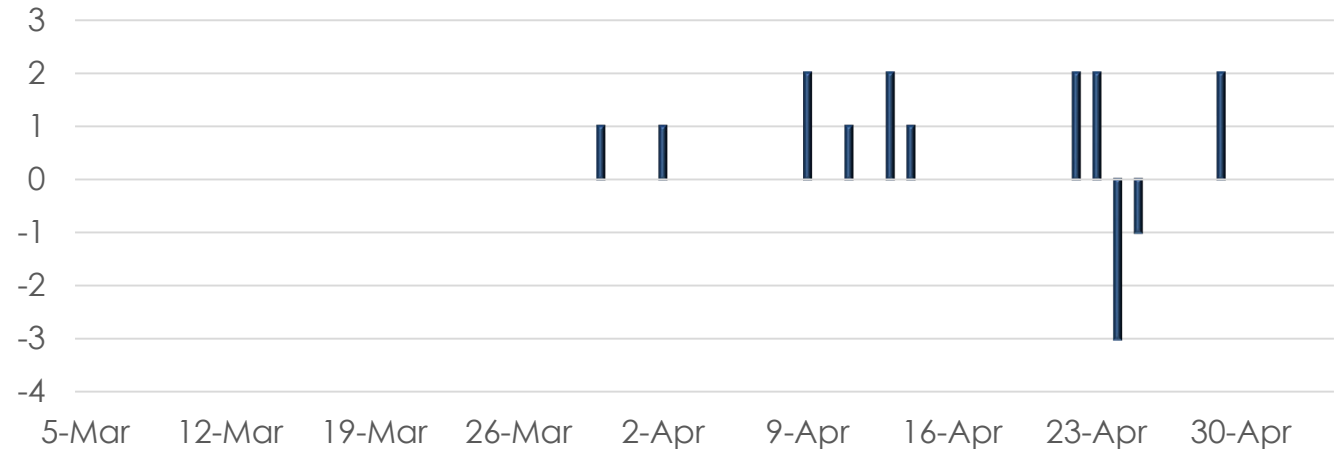
Dayton/Montgomery County



Daily Case Growth Rate



Deaths by Day



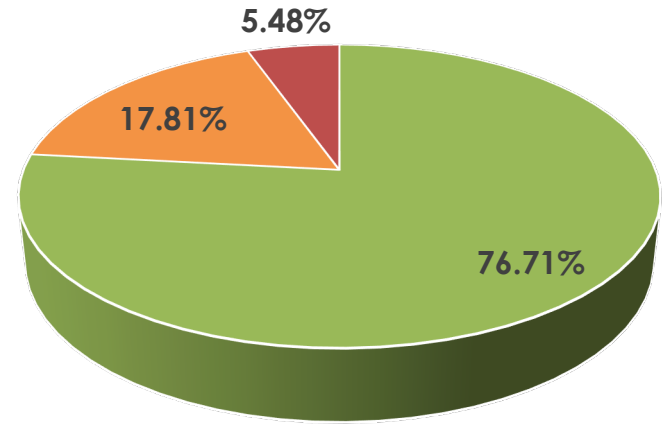
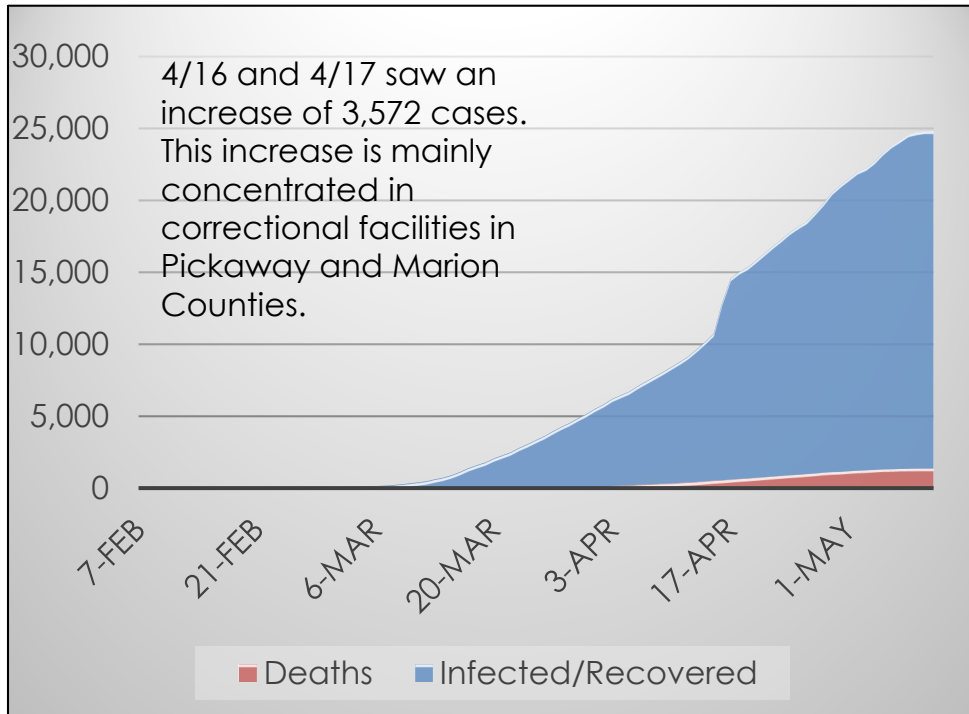

* On 24-Apr Montgomery County removed three deaths from their official tally, and one again on 25-Apr



State of Ohio

Data at a Glance

Confirmed Cases:	24,777
Hospitalizations:	4,413
Recoveries:	Not Reported
Deaths:	1,357




- Infected
- Hospitalized
- Recovered - Not Reported
- Deceased

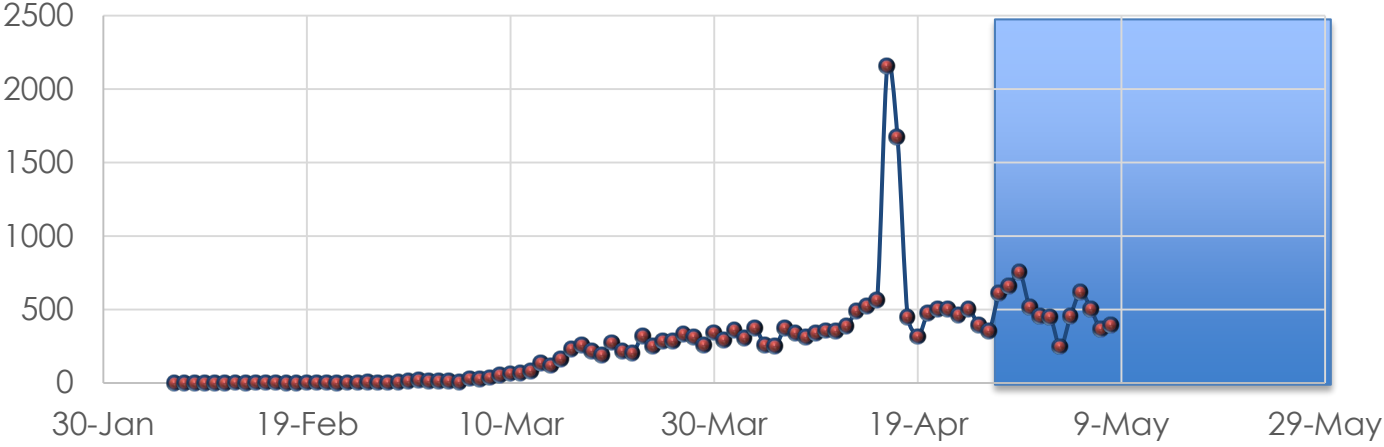
Note: Ohio re-updates all previous days information with new data. Though much more accurate will cause differences in how the epidemiological curve presents.



State of Ohio

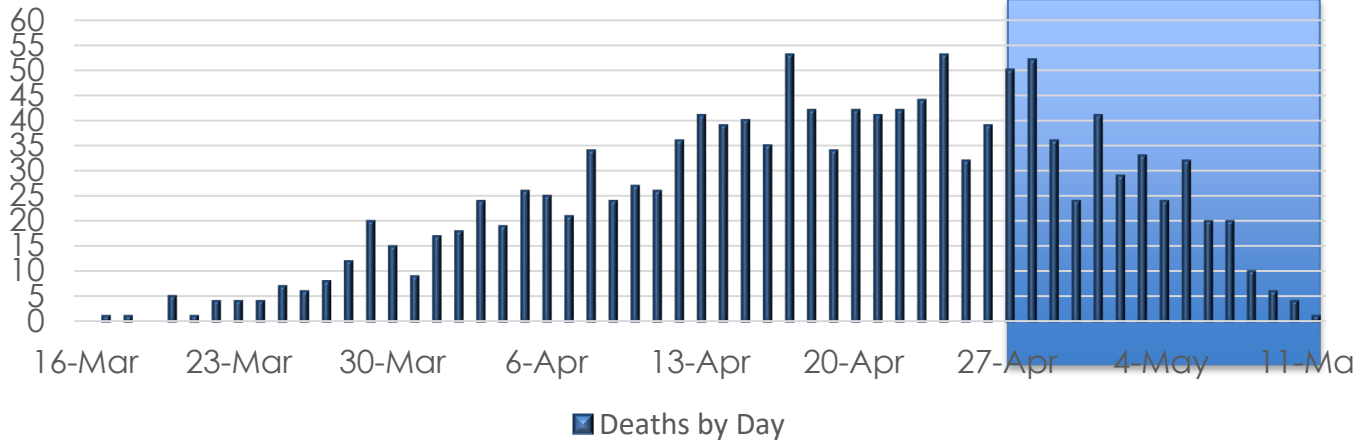


Daily Case Growth Rate



4/16 and 4/17 saw a large increase in cases. This increase is mainly concentrated in correctional facilities in Pickaway and Marion Counties.

Deaths by Day



The State of Ohio changed reporting standard around 12-Apr to include suspected cases.

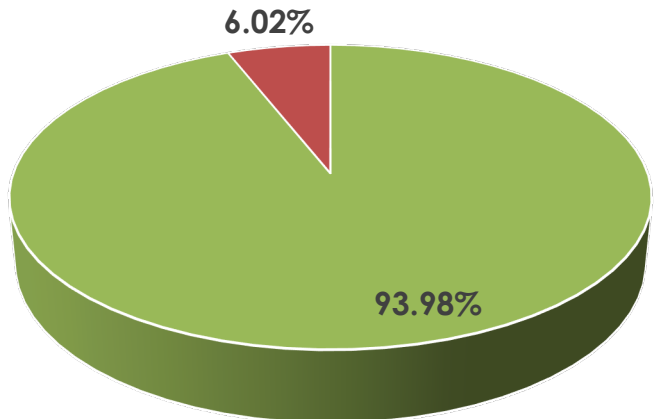
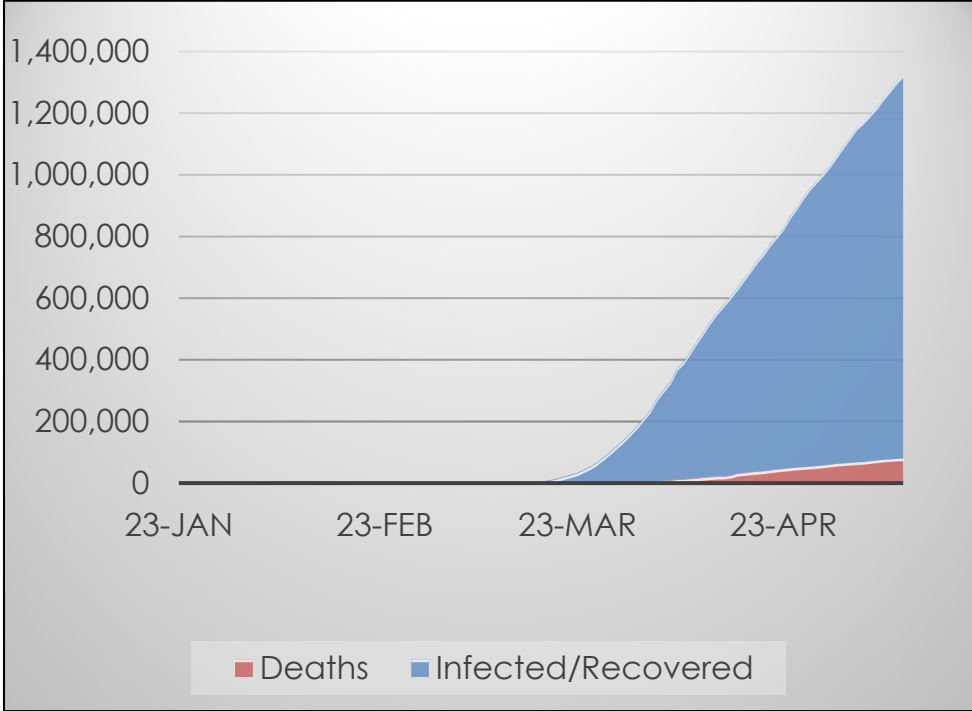
Area in blue preliminary data due by reporting lag.



The United States

Data at a Glance


Confirmed Cases: 1,324,488
Recoveries: Not Reported
Deaths: 79,756



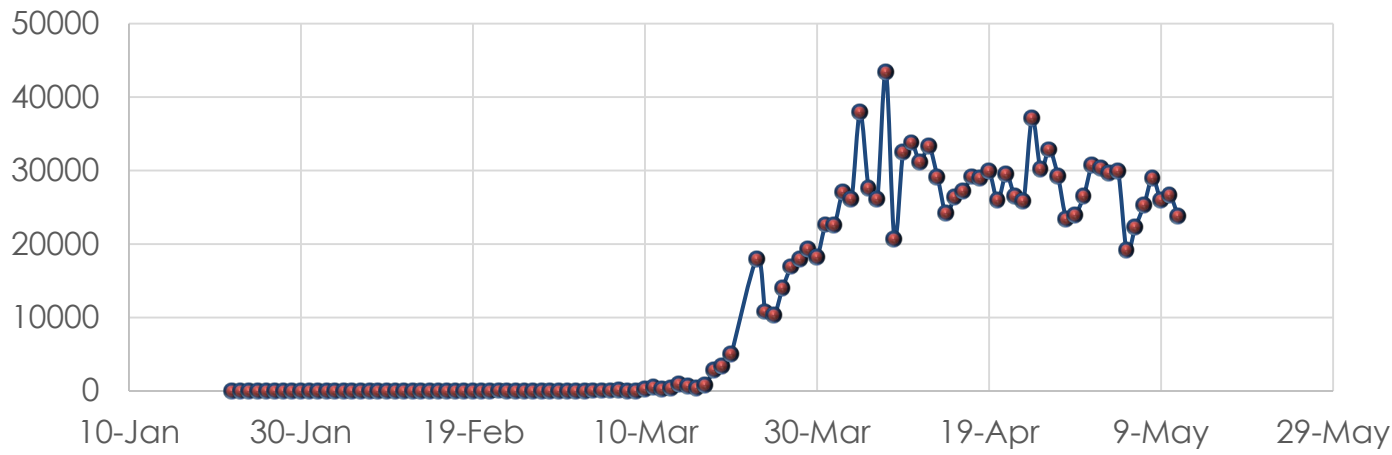
- Infected
- Recovered - Not Reported
- Deceased



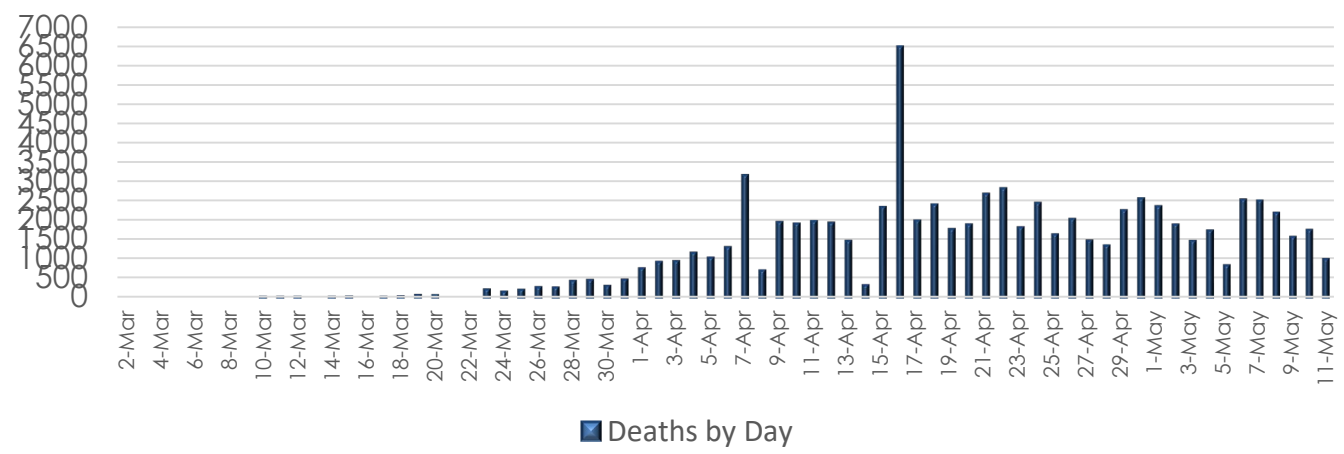
The United States



Daily Case Growth Rate



Deaths by Day



On 16-Apr the CDC started tracking "suspected" deaths in their statistics causing the spike in reported fatalities



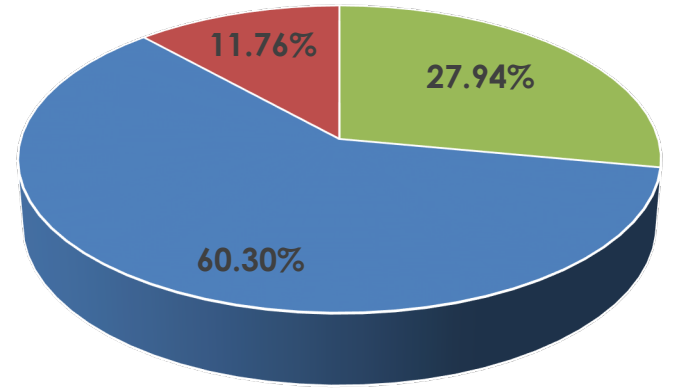
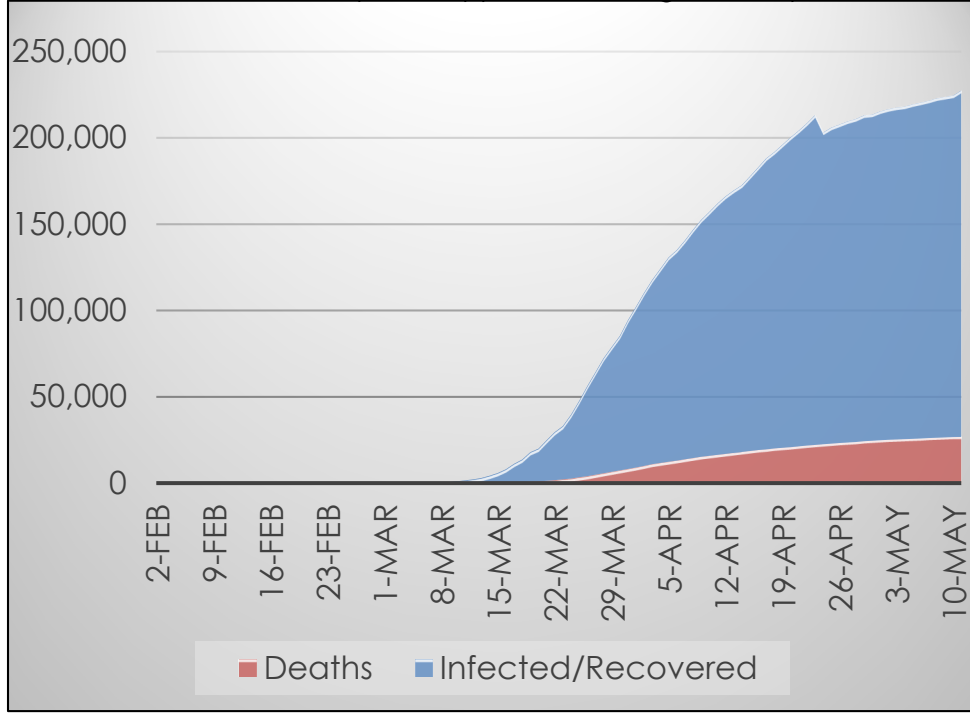
Spain

Data at a Glance

Confirmed Cases: 227,436
 Recoveries: 137,139
 Deaths: 26,744



* On 4/24/2020 Spain Stopped Recording Antibody Positive Tests



- Infected
- Recovered
- Deceased

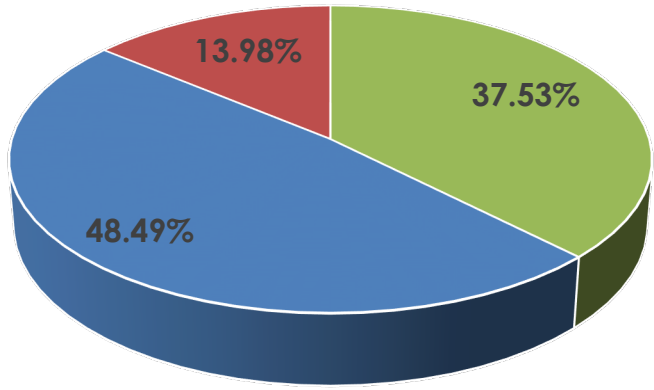
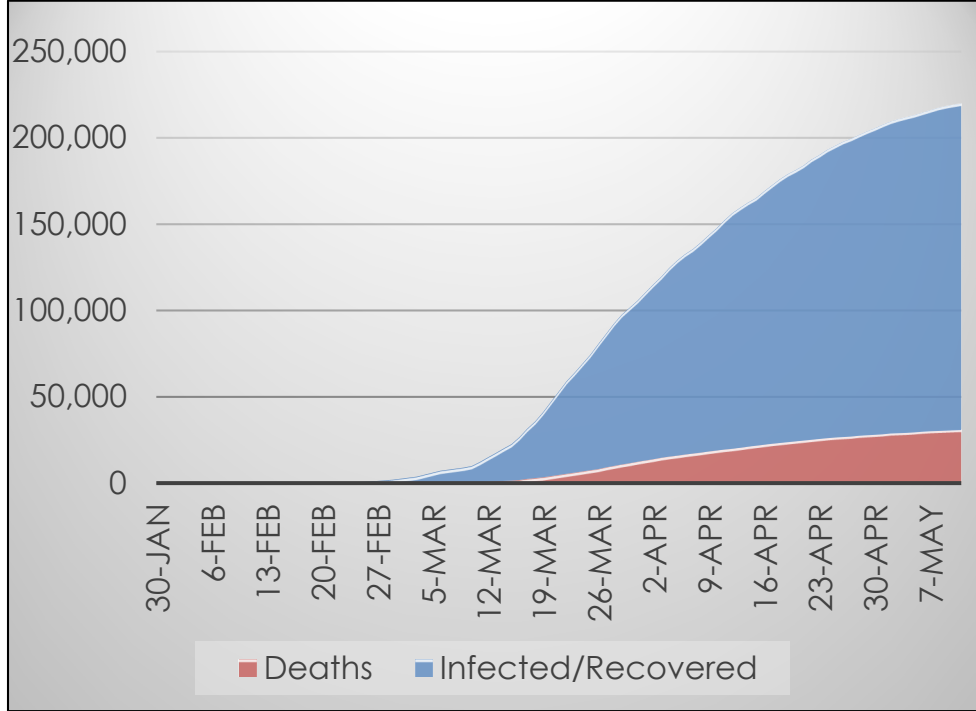


Italy



Data at a Glance

Confirmed Cases: 219,814
 Recoveries: 82,488
 Deaths: 30,739



- Infected
- Recovered
- Deceased



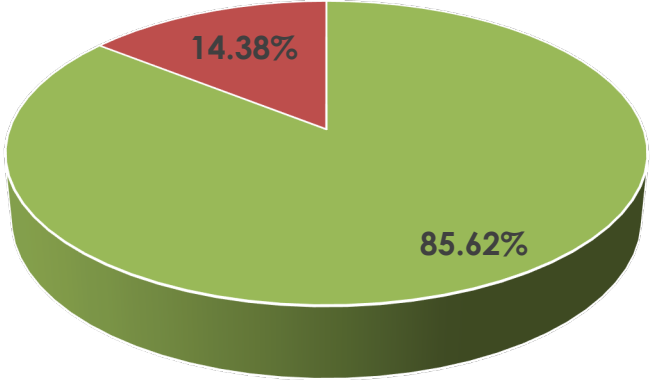
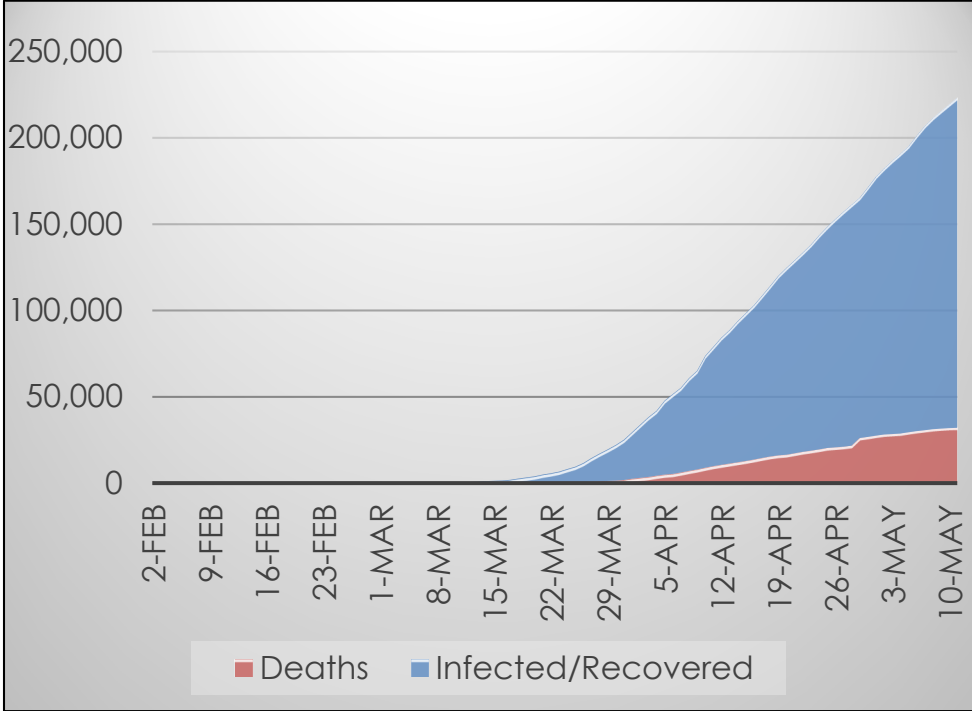
The United Kingdom



Data at a Glance

Confirmed Cases: 223,060
 Recoveries: Not Reported
 Deaths: 32,065

* On 29-Apr-2020 the U.K. changed their death reporting process to include deaths outside of hospitals, thus causing a significant jump



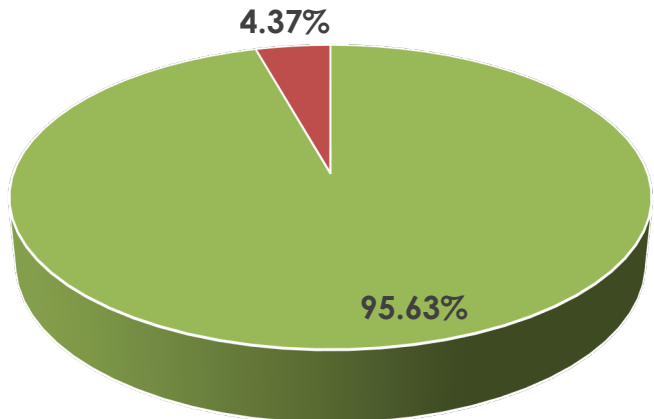
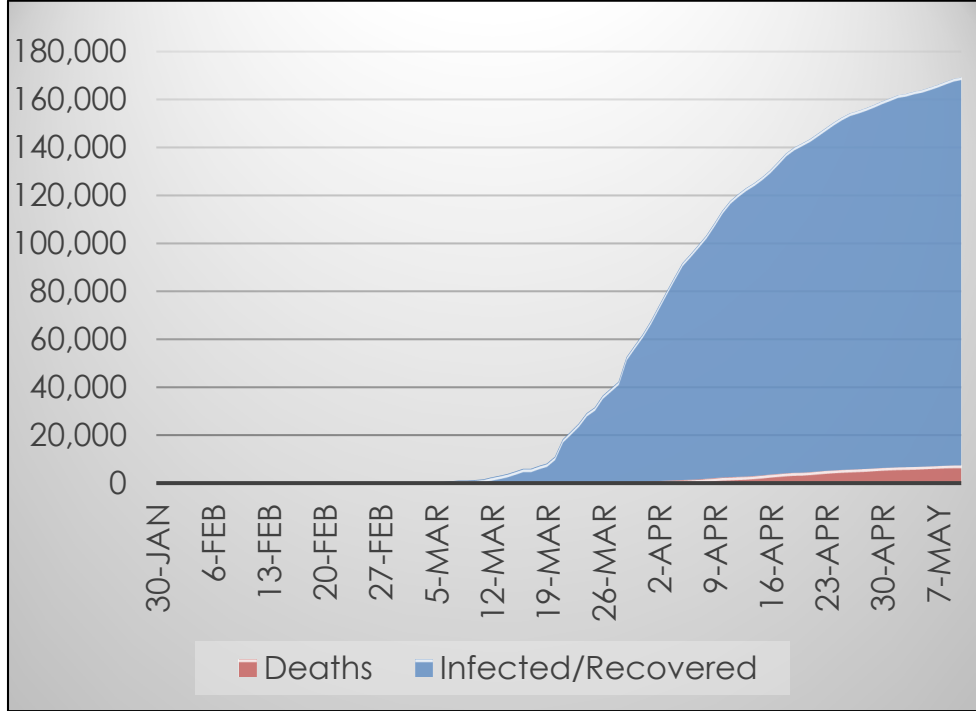
- Infected
- Recovered - Not Reported
- Deceased



Germany

Data at a Glance

Confirmed Cases: 169,218
Recoveries: Not Reported
Deaths: 7,395



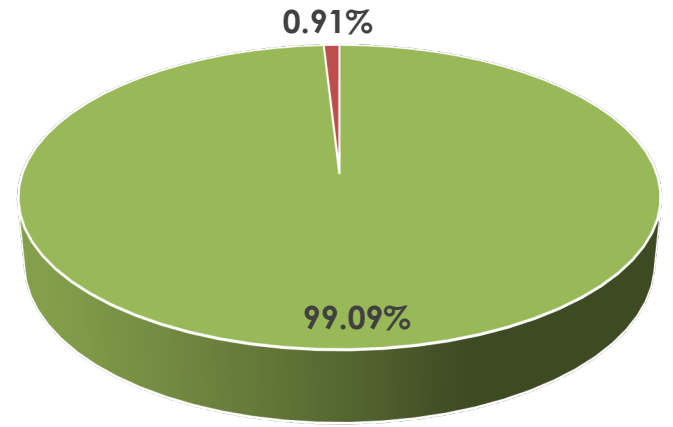
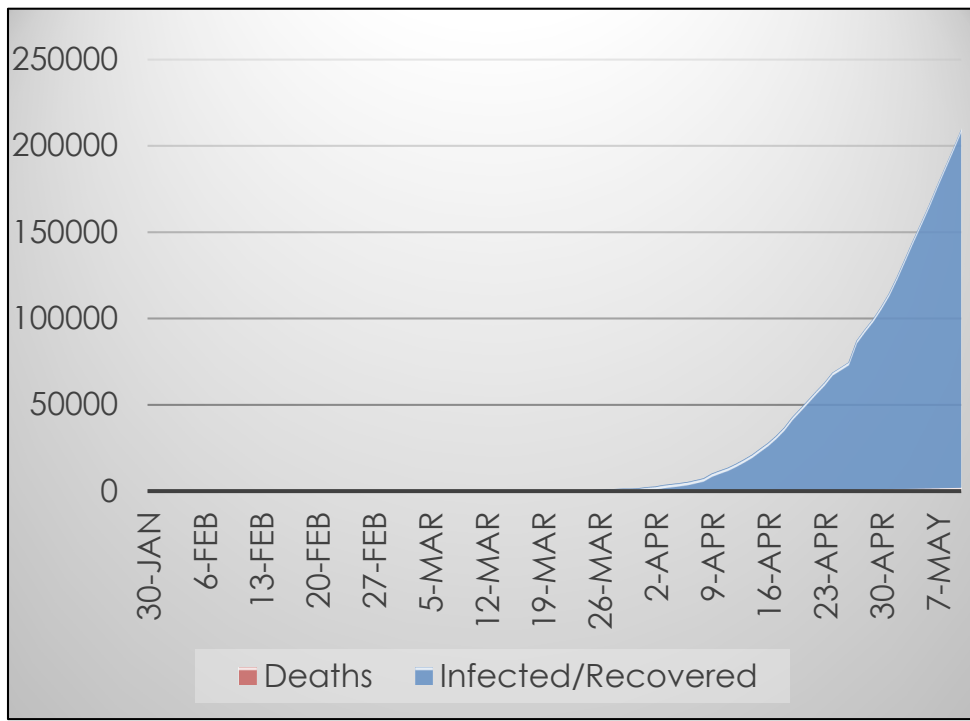
- Infected
- Recovered - Not Reported
- Deceased



Russia

Data at a Glance


Confirmed Cases: 209,688
Recoveries: Not Reported
Deaths: 1,915



- Infected
- Recovered - Not Reported
- Deceased

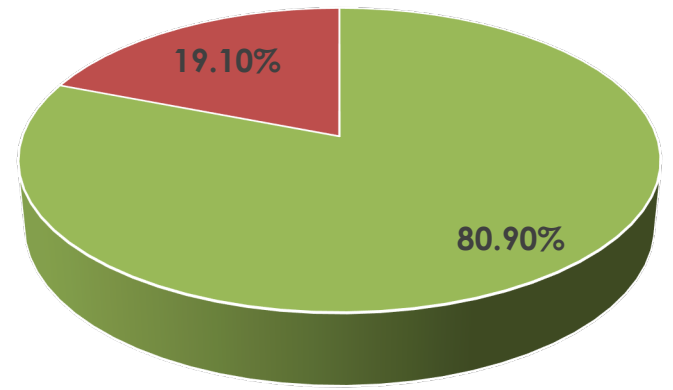
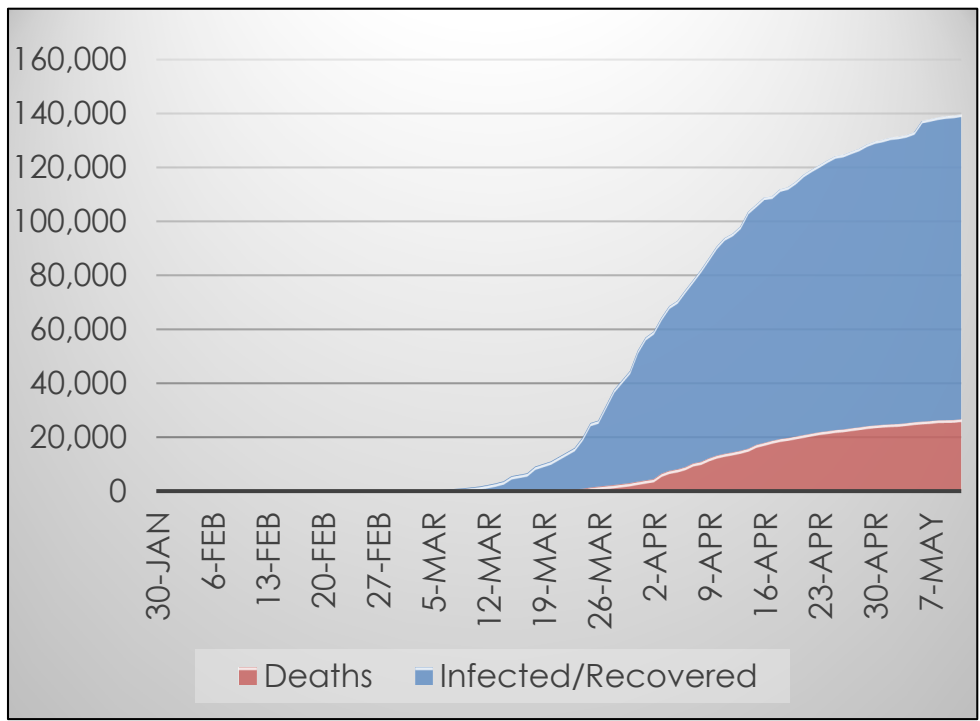


France



Data at a Glance

Confirmed Cases: 139,519
 Recoveries: Not Reported
 Deaths: 26,643



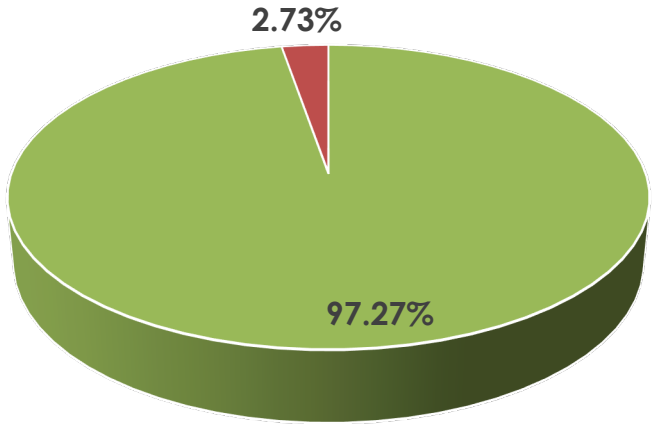
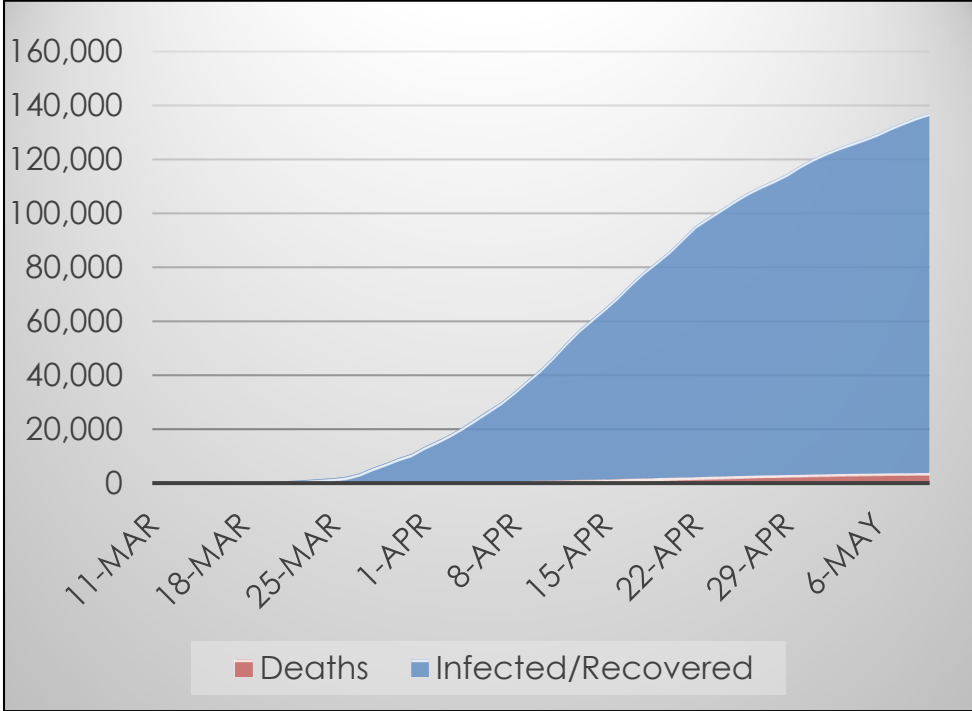
- Infected
- Recovered - Not Reported
- Deceased



Turkey

Data at a Glance

Confirmed Cases: 137,115
 Recoveries: Not Reported
 Deaths: 3,739



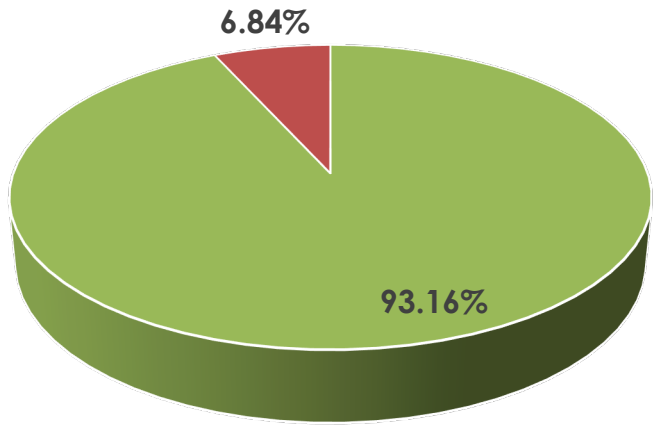
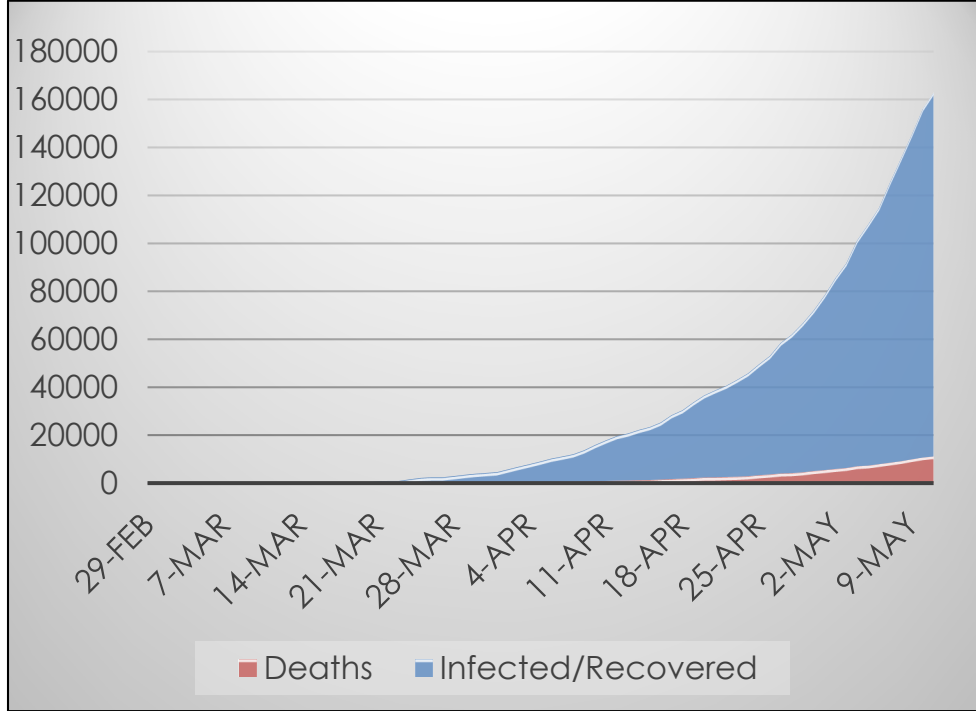
- Infected
- Recovered - Not Reported
- Deceased



Brazil

Data at a Glance

Confirmed Cases: 162,699
 Recoveries: Not Reported
 Deaths: 11,123



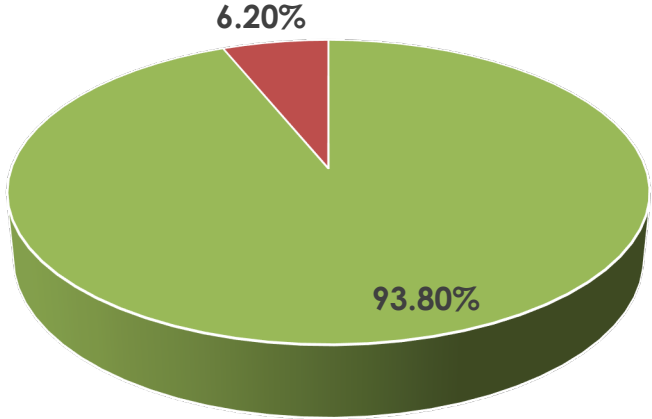
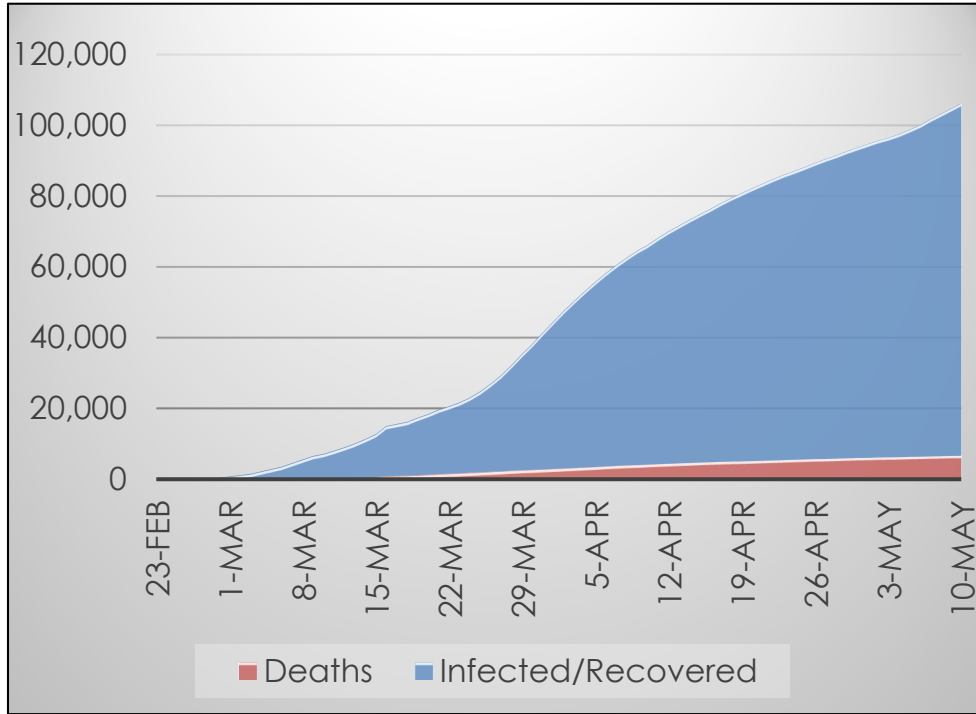
- Infected
- Recovered - Not Reported
- Deceased



Iran

Data at a Glance

Confirmed Cases: 106,220
 Recoveries: Not Reported
 Deaths: 6,589



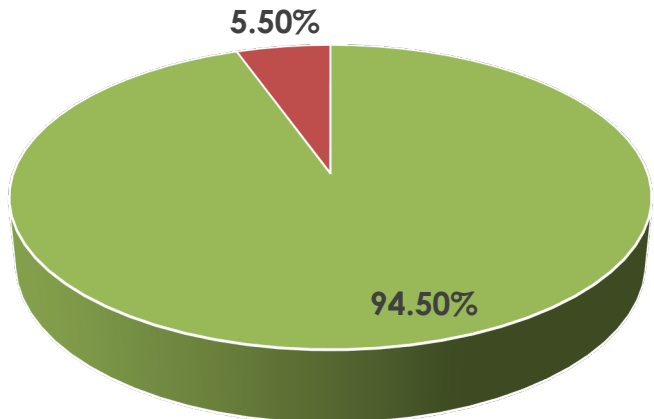
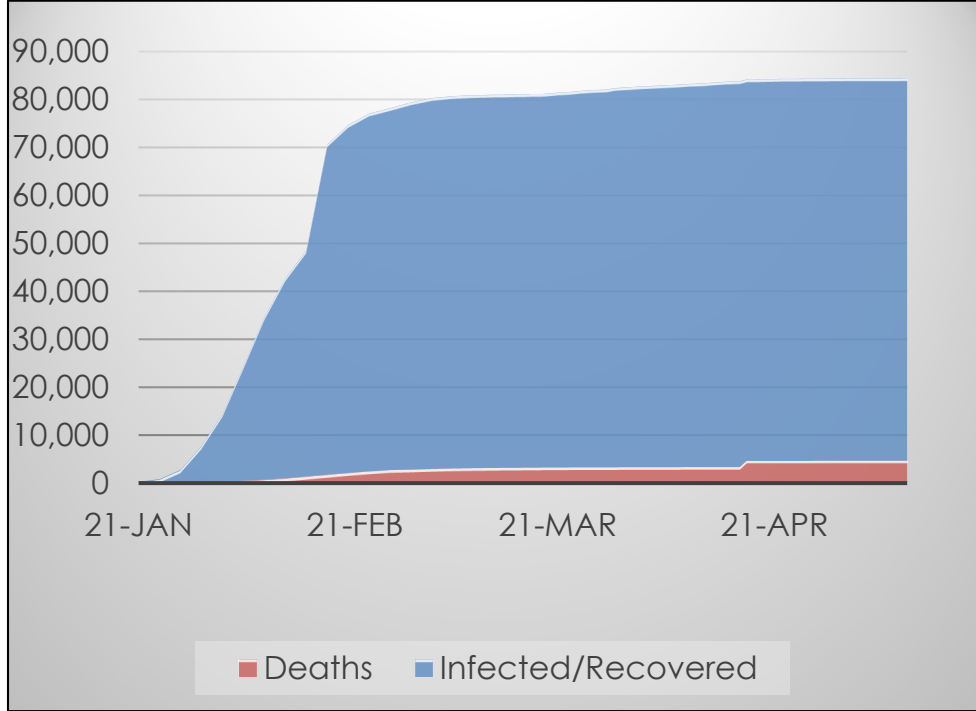
- Infected
- Recovered - Not Reported
- Deceased



China

Data at a Glance

Confirmed Cases:	84,430
Recoveries:	Not Reported
Deaths:	4,643



- Infected
- Recovered - Not Reported
- Deceased

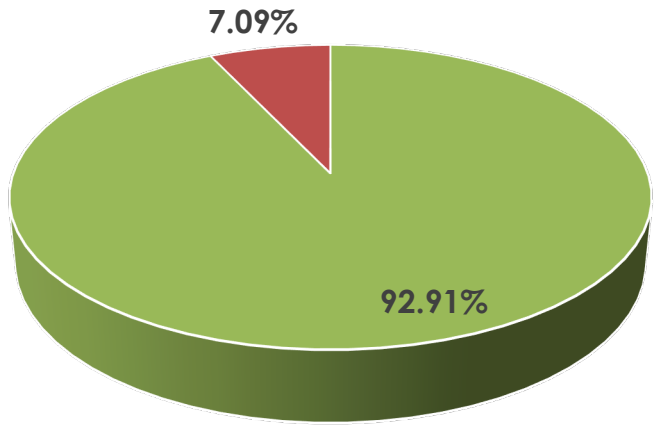
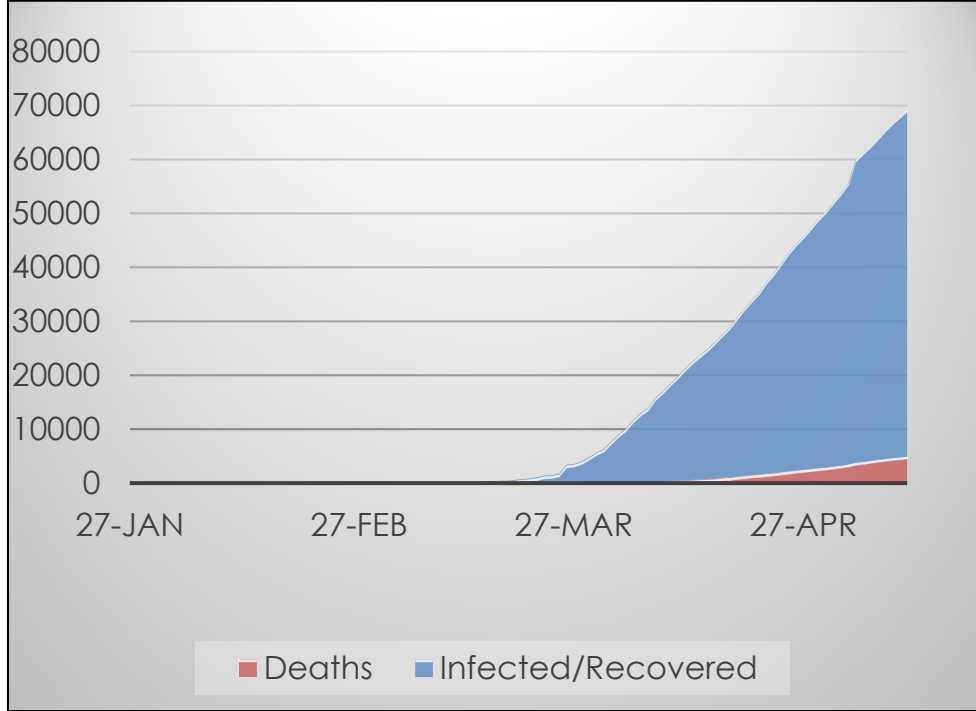
NOTE: On 17-April China Revised their Mortality Estimates



Canada

Data at a Glance

Confirmed Cases: 69,156
Recoveries: Not Reported
Deaths: 4,906



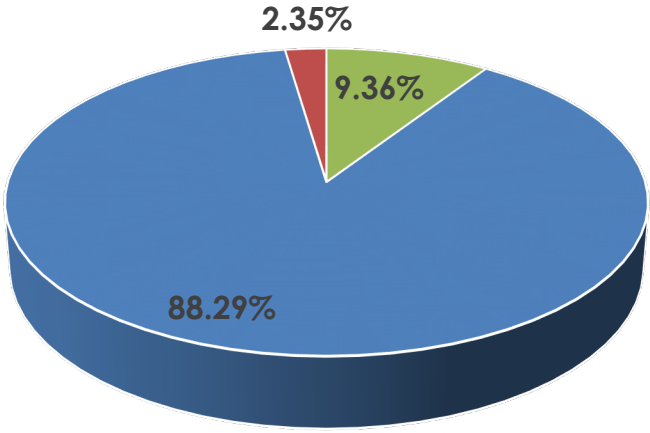
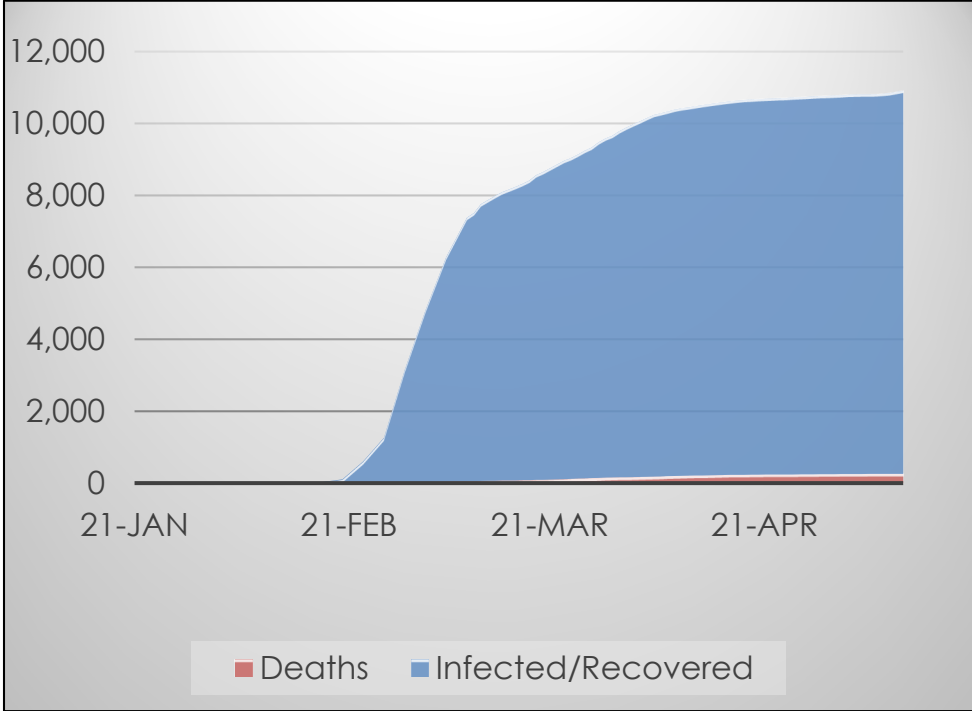

- Infected
- Recovered - Not Reported
- Deceased



South Korea

Data at a Glance

Confirmed Cases: 10,909
Recoveries: 9,632
Deaths: 256



- Infected
- Recovered
- Deceased



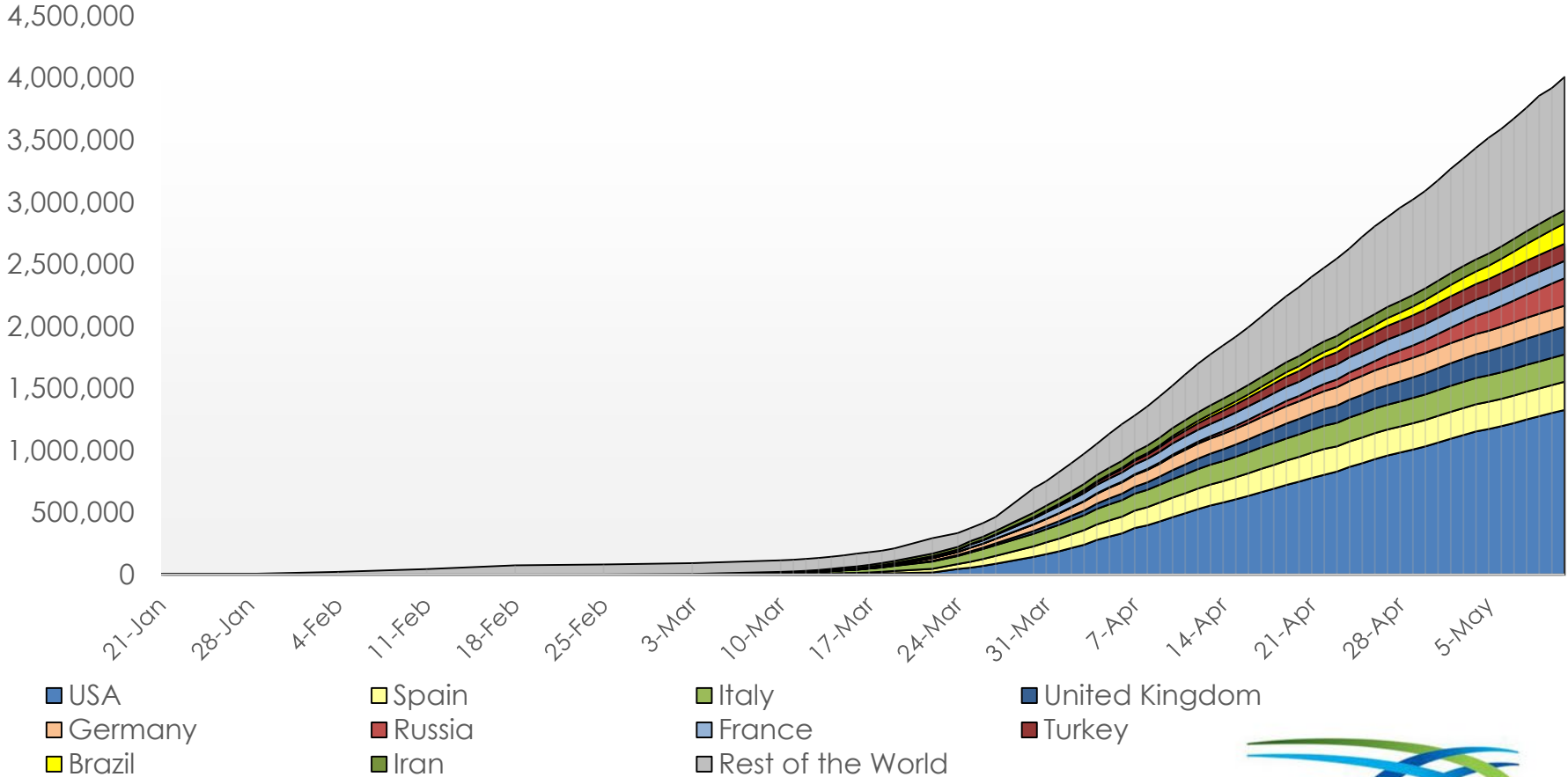
World Summary

Data at a Glance

Confirmed Cases: 4,006,257
 Deaths: 278,892
 International Mortality 6.96%

Countries Over 100,000 Cases

USA	1,324,488	Spain	227,436
The UK	223,060	Russia	221,344
Italy	219,814	Germany	169,575
Brazil	162,699	France	139,519
Turkey	138,657	Iran	107,603



Source: WHO Situation Report or the Nations' National Health Service
 NOTE: Some Counts are Delayed at Least One Day

Current Disease Prevalence and Estimated Recovery/Mortality Rates (Countries Over 20,000 Cases)

Country	Population	Previous Cases	New Cases	Confirmed Cases	% Increase	Recovered	Recovery Percentage	Deaths	Mortality Estimate	Contact Percentage
USA	331,002,651	1,300,696	23,792	1,324,488	1.83%	Not Reported	Not Reported	79,756	6.0216%	0.400144%
Spain	46,754,778	224,390	3,046	227,436	1.36%	137,139	60.30%	26,744	11.7589%	0.486444%
United Kingdom	67,886,011	219,183	3,877	223,060	1.77%	Not Reported	Not Reported	32,065	14.3751%	0.328580%
Russia	145,918,773	209,688	11,656	221,344	5.56%	Not Reported	Not Reported	2,009	0.9076%	0.151690%
Italy	60,461,826	219,070	744	219,814	0.34%	106,587	48.49%	30,769	13.9977%	0.363558%
Germany	83,783,942	169,218	357	169,575	0.21%	Not Reported	Not Reported	7,417	4.3739%	0.202396%
Brazil	212,145,978	155,939	6,760	162,699	4.34%	Not Reported	Not Reported	11,123	6.8366%	0.076692%
France	65,273,511	139,063	456	139,519	0.33%	Not Reported	Not Reported	26,643	19.0963%	0.213745%
Turkey	84,086,339	137,115	1,542	138,657	1.12%	Not Reported	Not Reported	3,786	2.7305%	0.164898%
Iran	83,992,949	106,220	1,383	107,603	1.30%	Not Reported	Not Reported	6,640	6.1708%	0.128110%
China	1,439,323,776	84,430	20	84,450	0.02%	Not Reported	Not Reported	4,643	5.4979%	0.005867%
Canada	37,742,154	67,996	1,160	69,156	1.71%	Not Reported	Not Reported	4,906	7.0941%	0.183233%
India	1,376,900,160	62,939	4,213	67,152	6.69%	Not Reported	Not Reported	2,206	3.2851%	0.004877%
Peru	32,870,710	61,847	3,168	65,015	5.12%	Not Reported	Not Reported	1,814	2.7901%	0.197790%
Belgium	11,589,623	52,593	488	53,081	0.93%	Not Reported	Not Reported	8,656	16.3072%	0.458005%
Netherlands	17,134,872	42,382	245	42,627	0.58%	Not Reported	Not Reported	5,440	12.7619%	0.248773%
Saudi Arabia	34,662,835	37,136	1,912	39,048	5.15%	Not Reported	Not Reported	246	0.6300%	0.112651%
Mexico	128,670,384	31,522	1,938	33,460	6.15%	Not Reported	Not Reported	3,353	10.0209%	0.026004%
Pakistan	219,699,443	29,465	1,476	30,941	5.01%	Not Reported	Not Reported	667	2.1557%	0.014083%
Switzerland	8,654,622	30,168	54	30,222	0.18%	Not Reported	Not Reported	1,537	5.0857%	0.349201%
Ecuador	17,567,751	28,818	741	29,559	2.57%	Not Reported	Not Reported	2,127	7.1958%	0.168257%
Chile	19,071,161	27,219	1,647	28,866	6.05%	Not Reported	Not Reported	312	1.0809%	0.151359%
Portugal	10,205,078	27,406	175	27,581	0.64%	Not Reported	Not Reported	1,135	4.1152%	0.270267%
Sweden	10,099,265	25,921	401	26,322	1.55%	Not Reported	Not Reported	3,225	12.2521%	0.260633%
Belarus	9,449,889	22,973	933	23,906	4.06%	Not Reported	Not Reported	135	0.5647%	0.252977%
Sinapore	5,850,342	22,460	876	23,336	3.90%	Not Reported	Not Reported	20	0.0857%	0.398883%
Ireland	4,922,413	22,760	236	22,996	1.04%	Not Reported	Not Reported	1,458	6.3402%	0.467169%
Qatar	2,881,053	21,331	1,189	22,520	5.57%	Not Reported	Not Reported	14	0.0622%	0.781659%
Totals/Averages	4,568,602,289	3,579,948	74,485	3,654,433	2.08%	Not Available		268,846	7.3567%	0.079990%

** Did not report **



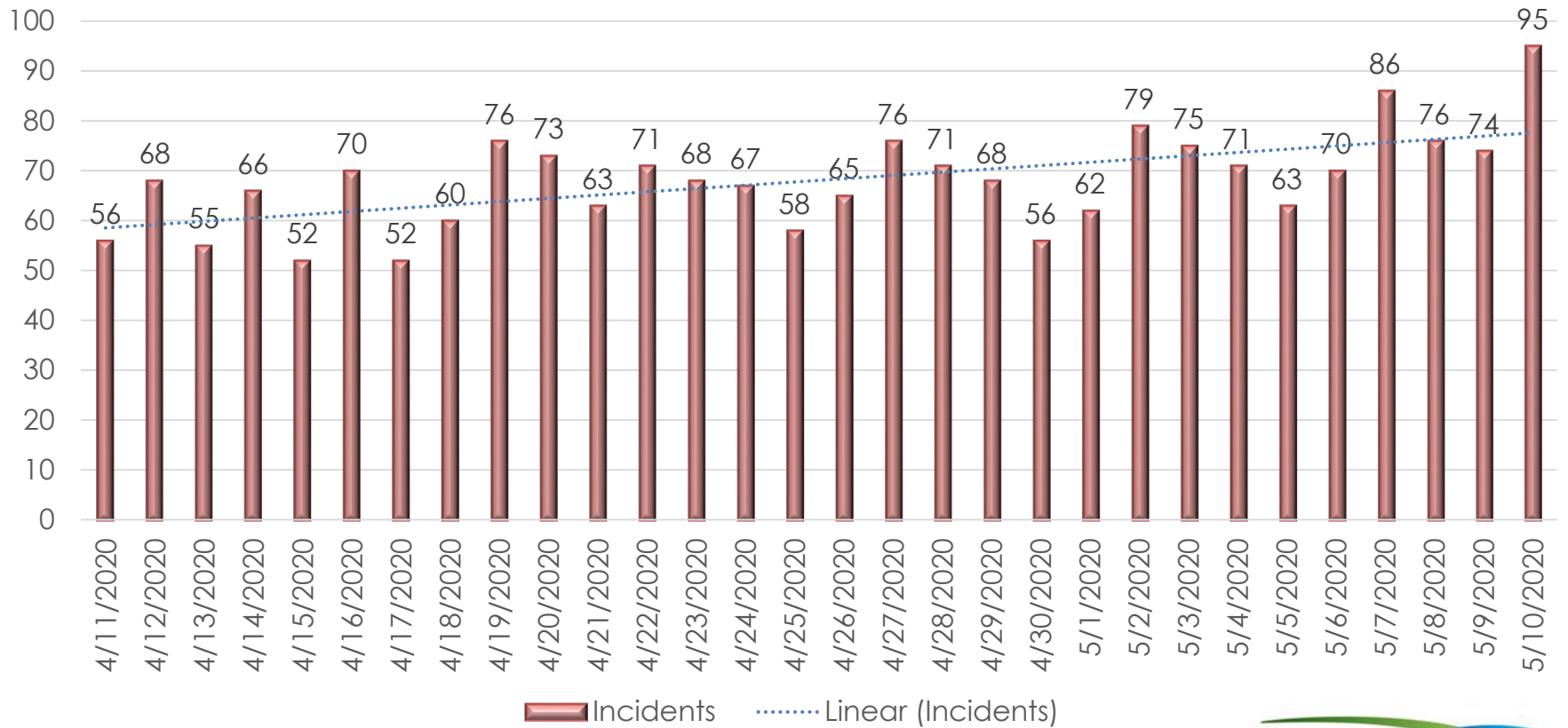
Sources: WHO Situation Report (Delayed One Day)
Host Nations Public Health Departments

Daily EMS Unit Utilization – Last 30 Days

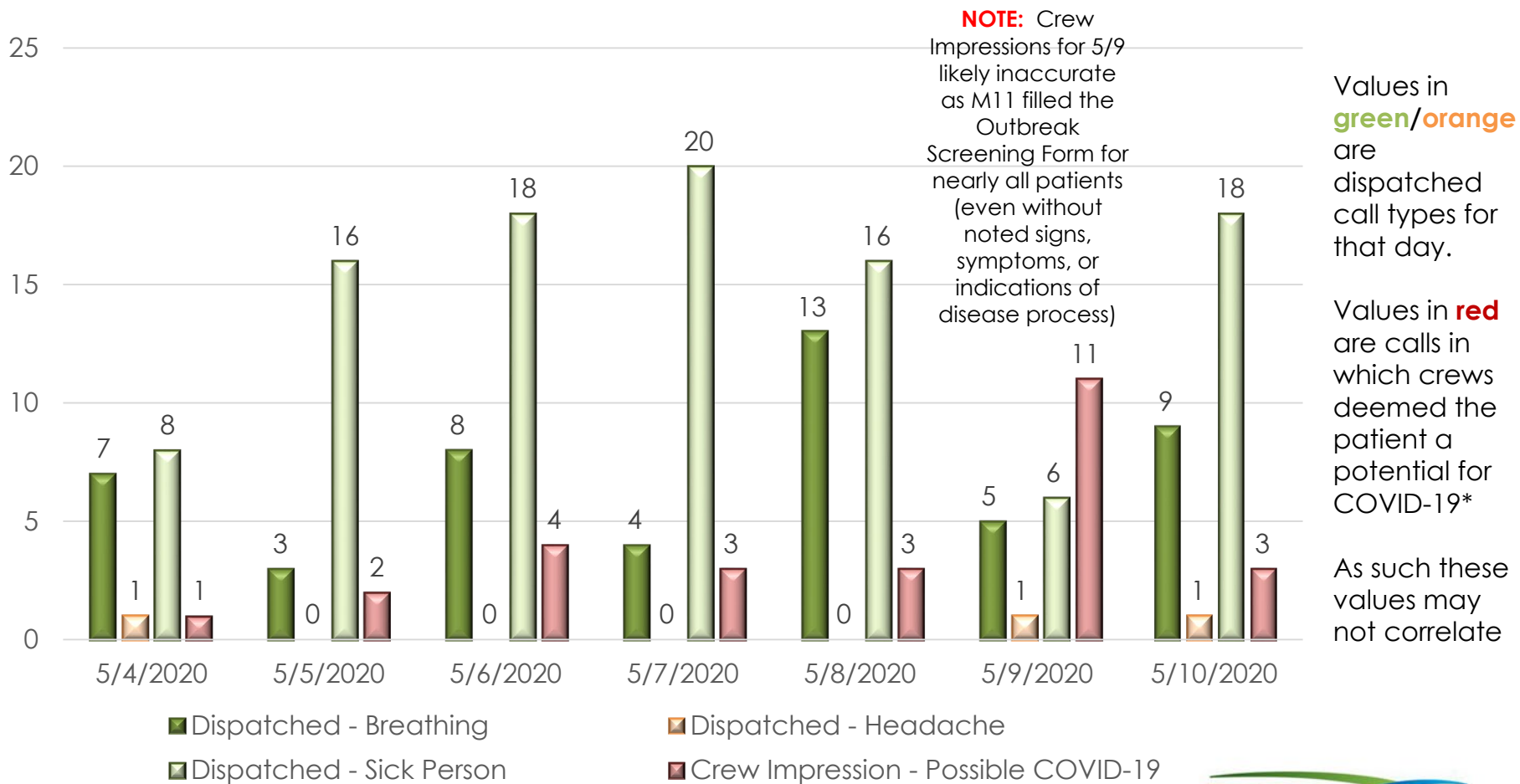
30-Day Average: 68.07 (EMS Only)

April 2019 Average: 79.10

Total Daily Incidents (Including Fire Calls): 109



“Potential” Call Types and Crew Impressions - Last 7 Days



* By crews listing COVID-19 as a primary or secondary impression or by completing the “Outbreak Screening” form in ESO.

Non-Traumatic, Non-Transported Dead On Scene

30-Day, Daily Average = 1.63/day

30-Day, April 2019 = 0.73/day

2019 Overall Average = 1.14/day

