



DAYTON



DAYTON FIRE DEPARTMENT

COVID-19

Daily Statistical Update

Numbers Thru

25-May-2020



Dayton/Montgomery County

Data at a Glance

Confirmed Cases:	609
Hospitalizations:	161
Recoveries:	Not Reported
Deaths:	15



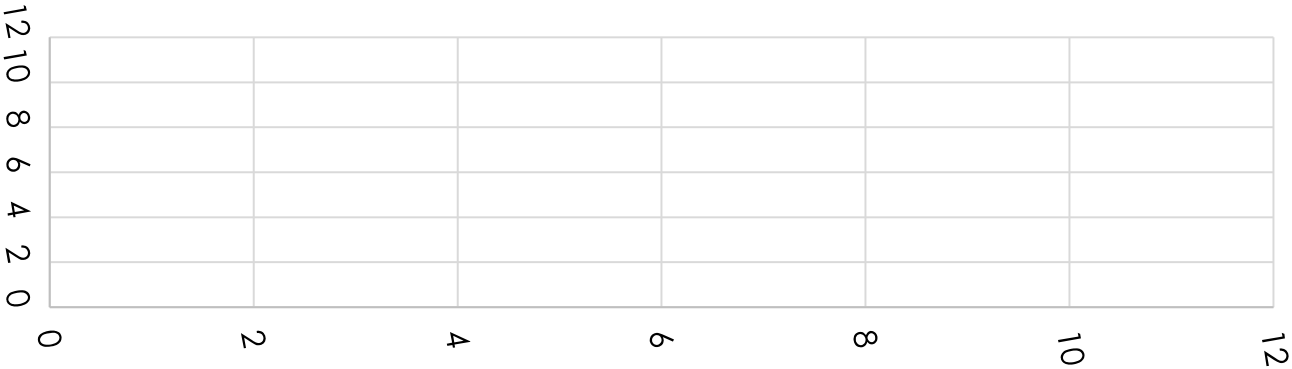
* On 24-Apr Montgomery County removed three deaths from their official tally and an additional 1 on 25-Apr.



Dayton/Montgomery County



Daily Case Growth Rate



Deaths by Day




* On 24-Apr
Montgomery
County removed
three deaths from
their official tally,
and one again
on 25-Apr



State of Ohio

Data at a Glance

Confirmed Cases:	33,006
Hospitalizations:	5,579
Recoveries:	Not Reported
Deaths:	2,002




4/16 and 4/17 saw an increase of 3,572 cases. This increase is mainly concentrated in correctional facilities in Pickaway and Marion Counties.



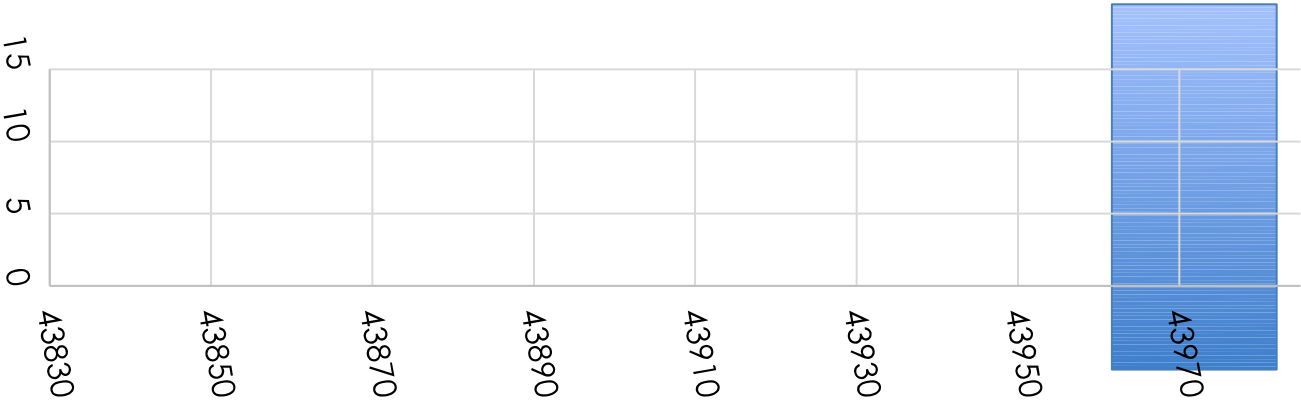
Note: Ohio re-updates all previous days information with new data. Though much more accurate will cause differences in how the epidemiological curve presents.



State of Ohio




Daily Case Growth Rate



4/16 and 4/17 saw a large increase in cases. This increase is mainly concentrated in correctional facilities in Pickaway and Marion Counties.

The State of Ohio changed reporting standard around 12-Apr to include suspected cases.

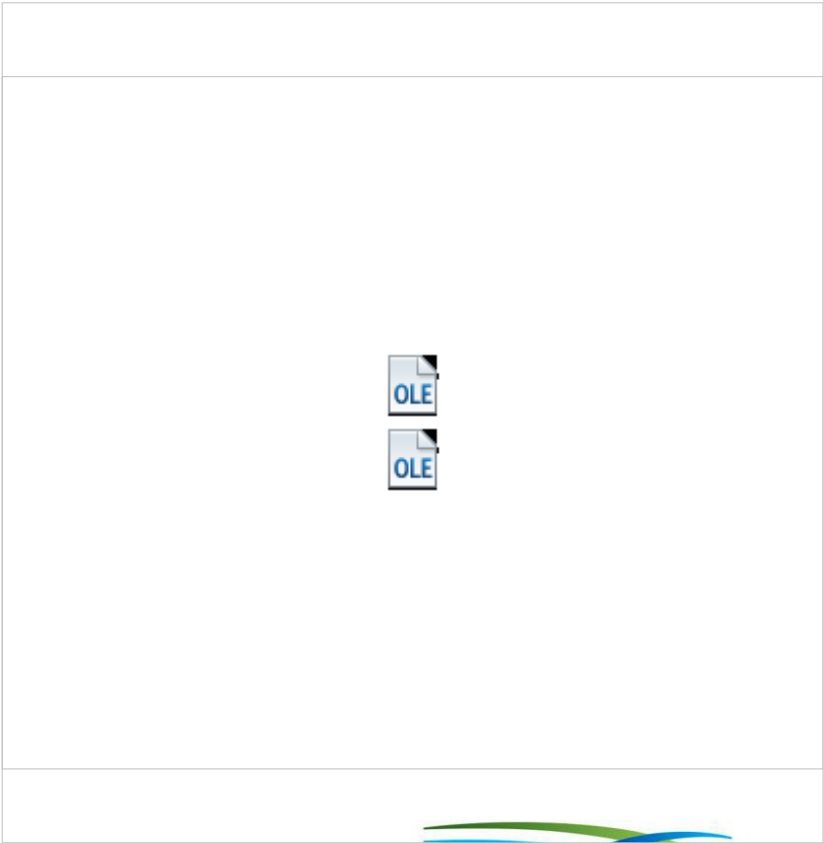


Area in blue preliminary data due by reporting lag.



The United States

Data at a Glance

Confirmed Cases:	1,637,456
Recoveries:	Not Reported
Deaths:	97,669



The United States





On 16-Apr the CDC
started tracking
“suspected” deaths
in their statistics
causing the spike in
reported fatalities



Brazil

Data at a Glance



Confirmed Cases:	363,211
Recoveries:	149,911
Deaths:	22,666



Russia

Data at a Glance

Confirmed Cases:	353,427
Recoveries:	Not Reported
Deaths:	3,633





The United Kingdom

Data at a Glance

Confirmed Cases:	261,184
Recoveries:	Not Reported
Deaths:	36,914

* On 29-Apr-2020 the U.K. changed their death reporting process to include deaths outside of hospitals, thus causing a significant jump





Spain

Data at a Glance

Confirmed Cases:	235,400
Recoveries:	Not Reported
Deaths:	26,837



* On 4/24/2020 Spain Stopped Recording Antibody Positive Tests



Italy

Data at a Glance



Confirmed Cases:	230,158
Recoveries:	141,981
Deaths:	32,877



Germany

Data at a Glance



Confirmed Cases:	178,570
Recoveries:	Not Reported
Deaths:	8,257



Turkey

Data at a Glance




Confirmed Cases:	156,827
Recoveries:	Not Reported
Deaths:	4,340



France

Data at a Glance



Confirmed Cases:	145,279
Recoveries:	Not Reported
Deaths:	28,432



India

Data at a Glance




Confirmed Cases:	138,834
Recoveries:	57,720
Deaths:	4,021



Iran

Data at a Glance



Confirmed Cases:	135,701
Recoveries:	Not Reported
Deaths:	7,417



Peru

Data at a Glance



Confirmed Cases:	115,754
Recoveries:	Not Reported
Deaths:	3,373



Canada

Data at a Glance



Confirmed Cases:	85,103
Recoveries:	Not Reported
Deaths:	6,453



China

Data at a Glance

Confirmed Cases:	84,536
Recoveries:	Not Reported
Deaths:	4,645






NOTE: On 17-April China
Revised their Mortality
Estimates



South Korea

Data at a Glance

Confirmed Cases:	11,206
Recoveries:	10,226
Deaths:	267



World Summary

Data at a Glance

Confirmed Cases:	5,304,772
Deaths:	342,029
International Mortality	6.45%

Countries Over 100,000 Cases

The U.S.A.	1,637,456	Brazil	363,211
Russia	353,427	The U.K.	261,184
Spain	235,400	Italy	230,158
Germany	178,570	Turkey	156,827
France	145,279	India	138,844
Iran	135,701	Peru	115,754
Rest of the World	1,352,961		



Current Disease Prevalence and Estimated Recovery/Mortality Rates (Countries Over 50,000 Cases)

Country	Population	Previous Cases	New Cases	Confirmed Cases	% Increase	Deaths	Mortality Estimate	Contact Percentage
USA	331,002,651	1,622,114	15,342	1,637,456	0.95%	97,669	5.9647%	0.494696%
Russia	145,918,773	344,481	8,946	353,427	2.60%	3,633	1.0279%	0.242208%
Brazil	212,145,978	347,398	15,813	363,211	4.55%	22,666	6.2404%	0.171208%
United Kingdom	67,886,011	259,559	1,625	261,184	0.63%	36,914	14.1333%	0.384739%
Spain **	46,754,778	235,772	-372	235,400	-0.16%	26,837	11.4006%	0.503478%
Italy	60,461,826	229,858	300	230,158	0.13%	32,877	14.2845%	0.380667%
Germany	83,783,942	178,281	289	178,570	0.16%	8,257	4.6240%	0.213132%
Turkey	84,086,339	155,686	1,141	156,827	0.73%	4,340	2.7674%	0.186507%
France	65,273,511	144,921	358	145,279	0.25%	28,432	19.5706%	0.222570%
Iran	83,992,949	133,521	2,180	135,701	1.63%	7,417	5.4657%	0.161562%
India	1,376,900,160	131,867	6,977	138,844	5.29%	4,021	2.8961%	0.010084%
Peru	32,870,710	111,698	4,056	115,754	3.63%	3,373	2.9139%	0.352149%
China	1,439,323,776	84,525	11	84,536	0.01%	4,645	5.4947%	0.005873%
Canada	37,742,154	84,081	1,022	85,103	1.22%	6,453	7.5826%	0.225485%
Saudi Arabia	34,662,835	70,161	2,399	72,560	3.42%	390	0.5375%	0.209331%
Belgium	11,589,623	56,810	282	57,092	0.50%	9,280	16.2545%	0.492613%
Mexico	128,670,384	62,527	3,329	65,856	5.32%	7,179	10.9011%	0.051182%
Chile	19,071,161	65,393	3,709	69,102	5.67%	718	1.0390%	0.362338%
Pakistan	219,699,443	54,601	1,748	56,349	3.20%	1,167	2.0710%	0.025648%
Totals/Averages	4,481,837,004	4,373,254	69,155	4,442,409	1.58%	306,268	6.8942%	0.099120%

* Did not report

** Changed Reporting Method



Sources: WHO Situation Report (Delayed One Day)
Host Nations Public Health Departments