



# DAYTON



# DAYTON FIRE DEPARTMENT

---

## COVID-19

### Daily Statistical Update

Numbers Thru


31-May-2020



# Dayton/Montgomery County

## Data at a Glance

|                   |              |
|-------------------|--------------|
| Confirmed Cases:  | 663          |
| Hospitalizations: | 171          |
| Recoveries:       | Not Reported |
| Deaths:           | 16           |

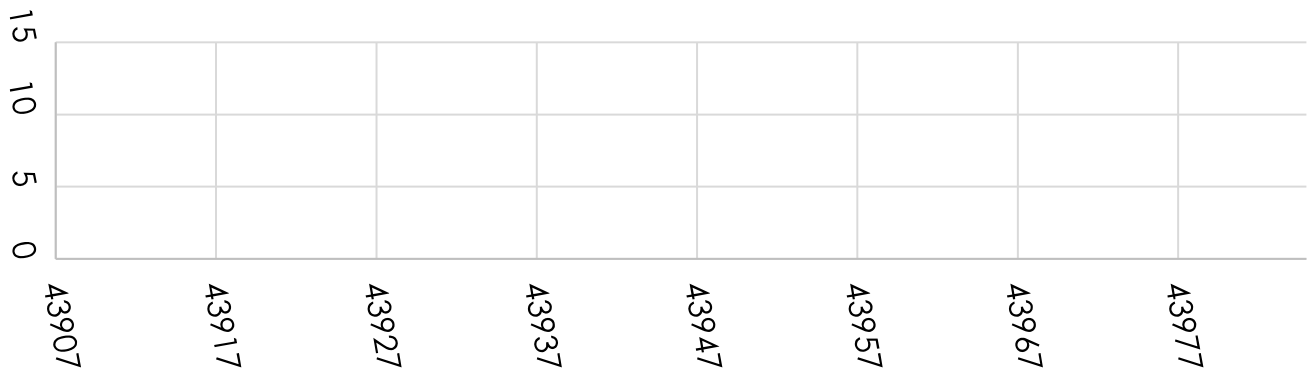


\* Montgomery county removes provisional deaths once final cause is determined, thus some dates will report negative deaths

# Dayton/Montgomery County



### Daily Case Growth Rate



### Deaths by Day




\* Montgomery county removes provisional deaths once final cause is determined, thus some dates will report negative values



# State of Ohio

## Data at a Glance

|                   |              |
|-------------------|--------------|
| Confirmed Cases:  | 35,513       |
| Hospitalizations: | 6,049        |
| Recoveries:       | Not Reported |
| Deaths:           | 2,155        |




4/16 and 4/17 saw an increase of 3,572 cases. This increase is mainly concentrated in correctional facilities in Pickaway and Marion Counties.



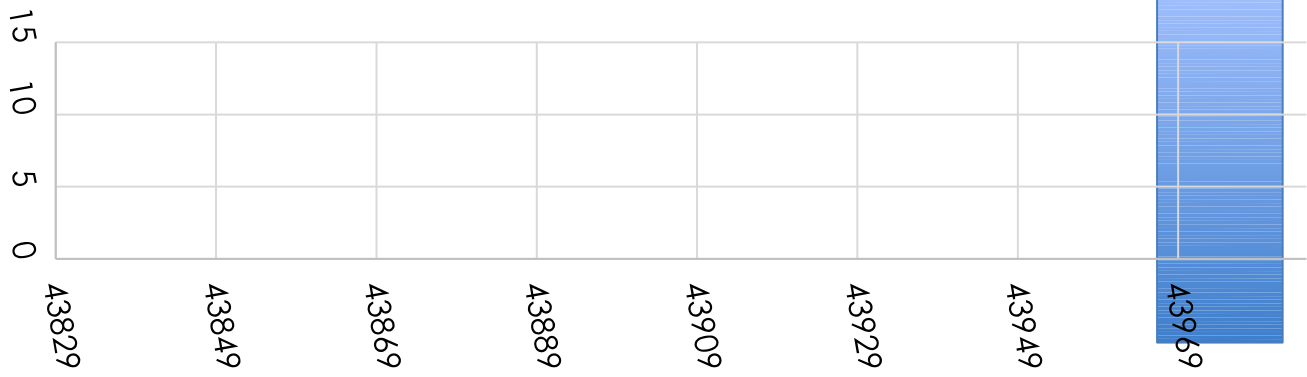
Note: Ohio re-updates all previous days information with new data. Though much more accurate will cause differences in how the epidemiological curve presents.



# State of Ohio



## Daily Case Growth Rate



4/16 and 4/17 saw a large increase in cases. This increase is mainly concentrated in correctional facilities in Pickaway and Marion Counties.

The State of Ohio changed reporting standard around 12-Apr to include suspected cases.

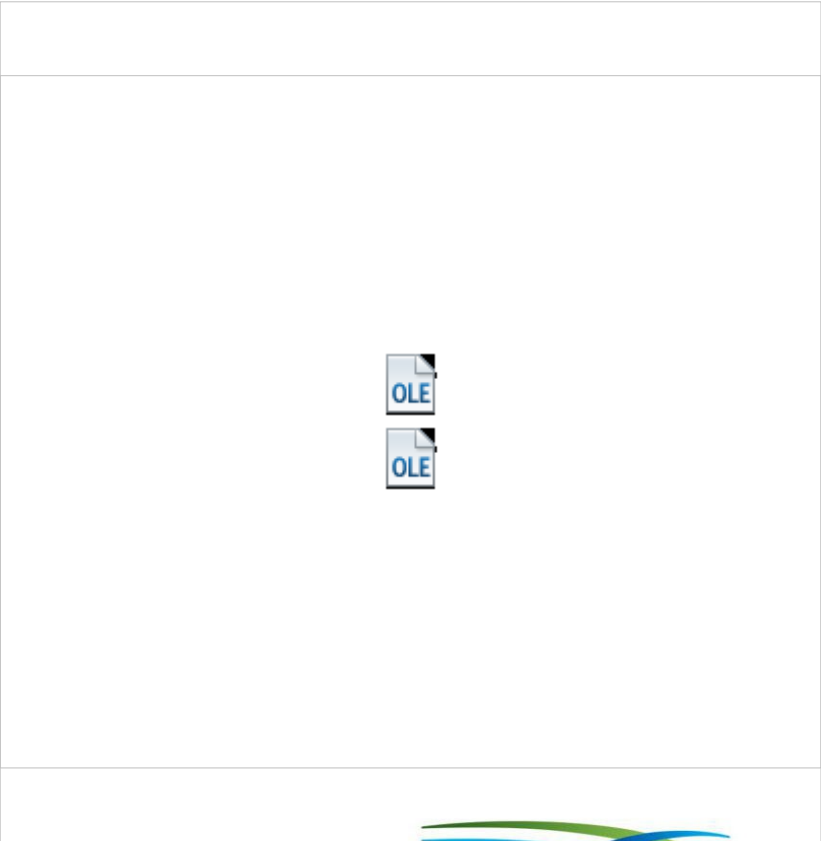


Area in blue preliminary data due by reporting lag.





# The United States

## Data at a Glance

Confirmed Cases: 1,761,503  
Recoveries: Not Reported  
Deaths: 103,700



# The United States



On 16-Apr the CDC started tracking "suspected" deaths in their statistics causing the spike in reported fatalities







# Brazil

## Data at a Glance

|                  |         |
|------------------|---------|
| Confirmed Cases: | 498,440 |
| Recoveries:      | 200,892 |
| Deaths:          | 28,834  |





# Brazil



# Russia

## Data at a Glance

|                  |              |
|------------------|--------------|
| Confirmed Cases: | 414,878      |
| Recoveries:      | Not Reported |
| Deaths:          | 4,855        |



# Russia






# The United Kingdom


## Data at a Glance

|                  |              |
|------------------|--------------|
| Confirmed Cases: | 276,332      |
| Recoveries:      | Not Reported |
| Deaths:          | 39,045       |

\* On 29-Apr-2020 the U.K. changed their death reporting process to include deaths outside of hospitals, thus causing a significant jump



# The United Kingdom



\* On 20-May the UK re-evaluated cases causing a drop in total cases



\* On 29-Apr the UK added all previous out-of-hospital deaths to their total numbers





# Spain

## Data at a Glance

|                  |              |
|------------------|--------------|
| Confirmed Cases: | 239,429      |
| Recoveries:      | Not Reported |
| Deaths:          | 27,127       |



\* On 4/24/2020 Spain Stopped Recording Antibody Positive Tests



# Spain



\* On 24-Apr Spain stopped reporting antibody positive tests in their numbers, reducing overall cases by over 10,000



\* On 25-Apr Spain re-evaluated their death toll, decreasing by nearly 2,000







# Italy

## Data at a Glance

|                  |         |
|------------------|---------|
| Confirmed Cases: | 232,997 |
| Recoveries:      | 157,507 |
| Deaths:          | 33,415  |





# Italy



# Germany

## Data at a Glance

|                  |              |
|------------------|--------------|
| Confirmed Cases: | 181,815      |
| Recoveries:      | Not Reported |
| Deaths:          | 8,511        |





# Germany



# Turkey

## Data at a Glance

|                  |              |
|------------------|--------------|
| Confirmed Cases: | 163,942      |
| Recoveries:      | Not Reported |
| Deaths:          | 4,540        |






# Turkey




# France

## Data at a Glance

|                  |              |
|------------------|--------------|
| Confirmed Cases: | 151,753      |
| Recoveries:      | Not Reported |
| Deaths:          | 28,802       |



# France







# India

## Data at a Glance

|                  |         |
|------------------|---------|
| Confirmed Cases: | 182,142 |
| Recoveries:      | 86,983  |
| Deaths:          | 5,164   |






# India




# Iran

## Data at a Glance

|                  |              |
|------------------|--------------|
| Confirmed Cases: | 151,466      |
| Recoveries:      | Not Reported |
| Deaths:          | 7,797        |





# Iran



# Peru

## Data at a Glance

|                  |              |
|------------------|--------------|
| Confirmed Cases: | 155,671      |
| Recoveries:      | Not Reported |
| Deaths:          | 4,371        |






# Peru



# Canada

## Data at a Glance

|                  |              |
|------------------|--------------|
| Confirmed Cases: | 90,516       |
| Recoveries:      | Not Reported |
| Deaths:          | 7,092        |



# Canada







# China

## Data at a Glance


|                  |              |
|------------------|--------------|
| Confirmed Cases: | 84,588       |
| Recoveries:      | Not Reported |
| Deaths:          | 4,645        |



NOTE: On 17-April China Revised their Mortality Estimates



# China






\* On 17-Apr  
China re-  
evaluated their  
death toll,  
increasing by  
1,290




# South Korea

## Data at a Glance

|                  |        |
|------------------|--------|
| Confirmed Cases: | 11,468 |
| Recoveries:      | 10,405 |
| Deaths:          | 270    |



# South Korea




# World Summary

## Data at a Glance

Confirmed Cases: 6,057,853  
 Deaths: 371,166  
 International Mortality 6.12%

## Countries Over 100,000 Cases

|                   |           |          |         |
|-------------------|-----------|----------|---------|
| The U.S.A.        | 1,761,503 | Brazil   | 498,440 |
| Russia            | 414,878   | The U.K. | 274,762 |
| Spain             | 239,429   | Italy    | 232,997 |
| India             | 182,142   | Germany  | 181,815 |
| Turkey            | 163,942   | Peru     | 155,671 |
| France            | 151,753   | Iran     | 151,466 |
| Rest of the World | 1,352,961 |          |         |



# Current Disease Prevalence and Estimated Mortality Rates (Countries Over 50,000 Cases)

| Country                | Population           | Previous Cases   | New Cases      | Confirmed Cases  | % Increase   | Deaths         | Mortality Estimate | Contact Percentage |
|------------------------|----------------------|------------------|----------------|------------------|--------------|----------------|--------------------|--------------------|
| USA                    | 331,002,651          | 1,737,950        | 23,553         | 1,761,503        | 1.36%        | 103,700        | 5.8870%            | 0.532172%          |
| Brazil                 | 212,145,978          | 465,166          | 33,274         | 498,440          | 7.15%        | 28,834         | 5.7848%            | 0.234951%          |
| Russia                 | 145,918,773          | 405,843          | 9,035          | 414,878          | 2.23%        | 4,855          | 1.1702%            | 0.284321%          |
| United Kingdom         | 67,886,011           | 272,830          | 1,932          | 274,762          | 0.71%        | 38,489         | 14.0081%           | 0.404740%          |
| Spain                  | 46,754,778           | 239,228          | 201            | 239,429          | 0.08%        | 27,127         | 11.3299%           | 0.512095%          |
| Italy                  | 60,461,826           | 232,664          | 333            | 232,997          | 0.14%        | 33,415         | 14.3414%           | 0.385362%          |
| India                  | 1,376,900,160        | 173,762          | 8,380          | 182,142          | 4.82%        | 5,164          | 2.8352%            | 0.013228%          |
| Germany                | 83,783,942           | 181,482          | 333            | 181,815          | 0.18%        | 8,511          | 4.6811%            | 0.217005%          |
| Turkey                 | 84,086,339           | 163,103          | 839            | 163,942          | 0.51%        | 4,540          | 2.7693%            | 0.194969%          |
| Peru                   | 32,870,710           | 148,285          | 7,386          | 155,671          | 4.98%        | 4,371          | 2.8078%            | 0.473586%          |
| France                 | 65,273,511           | 151,496          | 257            | 151,753          | 0.17%        | 28,802         | 18.9795%           | 0.232488%          |
| Iran                   | 83,992,949           | 148,950          | 2,516          | 151,466          | 1.69%        | 7,797          | 5.1477%            | 0.180332%          |
| Chile                  | 19,071,161           | 94,858           | 4,830          | 99,688           | 5.09%        | 1,054          | 1.0573%            | 0.522716%          |
| Canada                 | 37,742,154           | 89,741           | 775            | 90,516           | 0.86%        | 7,092          | 7.8351%            | 0.239827%          |
| Mexico                 | 128,670,384          | 84,627           | 2,885          | 87,512           | 3.41%        | 9,779          | 11.1745%           | 0.068013%          |
| Saudi Arabia           | 34,662,835           | 83,384           | 1,877          | 85,261           | 2.25%        | 503            | 0.5900%            | 0.245972%          |
| China                  | 1,439,323,776        | 84,570           | 18             | 84,588           | 0.02%        | 4,645          | 5.4913%            | 0.005877%          |
| Pakistan               | 219,699,443          | 69,496           | 2,964          | 72,460           | 4.26%        | 1,543          | 2.1295%            | 0.032981%          |
| Belgium                | 11,589,623           | 58,186           | 195            | 58,381           | 0.34%        | 9,467          | 16.2159%           | 0.503735%          |
| Qatar                  | 2,881,053            | 55,262           | 1,648          | 56,910           | 2.98%        | 38             | 0.0668%            | 1.975319%          |
| <b>Totals/Averages</b> | <b>4,484,718,057</b> | <b>4,940,883</b> | <b>103,231</b> | <b>5,044,114</b> | <b>2.09%</b> | <b>329,726</b> | <b>6.5368%</b>     | <b>0.112473%</b>   |

\* Did not report



**Sources:** WHO Situation Report (Delayed One Day)  
Host Nations Public Health Departments