

# COVID-19 Situation Report

## Coronavirus



### Incident Name: novel Coronavirus (Sit - Rep #57)

Start Date: 11/25/2020

End Date: 12/09/2020

Start Time: 5:00 PM

End Time: 5:00 PM

*Report Prepared by: Larry Cleek, Emergency Preparedness Coordinator*

*The information in this report is current as of: 11/30/2020 @ 4:45 PM*

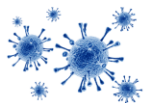
### Current Situation:

Public Health – Dayton & Montgomery County, the Ohio Department of Health (ODH) Centers for Disease Control and Prevention (CDC) and World Health Organization (WHO) continue to respond to the COVID-19 Pandemic.

	United States	Ohio	Montgomery County
Cases	13,383,321	421,063	22,521
Deaths	266,873	6,429	243

### Current Updates:

- **It needs to be continually enforced that we are still in the middle of a pandemic. Enforce social distancing, hand-washing and the wear of masks.**
- Globally the World now has 62,757,540 cases and 1,460,477 deaths from COVID-19.
- Montgomery County is now a level 4 (purple) category.
- Public Health will conduct pop-up testing tomorrow, December 1<sup>st</sup> at the Montgomery County Fairgrounds. It will run from 12 PM to 5 PM.
- Vaccine is projected to arrive in mid-December. Initial deliveries will be limited and will focus on specific groups yet to be finalized.
- Pharmaceutical companies that are nearing release of vaccine are Pfizer, Moderna and AstraZeneca.
  - Pfizer & Moderna have an estimated vaccine efficacy of 95%
  - AstraZeneca showed a vaccine efficacy of 90% in one study and 62% in another study. Based on the numbers between the two groups it averaged out to 70%
  - Waiting on federal government to greenlight one or more vaccines
- 4 counties now fall under a level 4 (purple) category.
- 75 counties as of today fall under a level 3 (red) category.
- The positivity rate within Montgomery County is currently at 17.1%.
- The remaining positivity rates for the rest of the region are listed below:



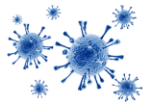
# COVID-19 Situation Report

## Coronavirus



County	Positivity Rate
○ Champaign	○ 21.1%
○ Clark	○ 15.5%
○ Darke	○ 27.2%
○ Greene	○ 19.3%
○ Miami	○ 27.4%
○ Preble	○ 32.3%
○ Shelby	○ 24.8%

- Montgomery County currently has 817 cases per 100,000 population, placing us 27<sup>th</sup> in the state.
- All 88 counties within Ohio continue to fall under a high incidence county based on having more than 100 cases per 100,000 population. Case rates range with a high of 1,140 and a low of 293.4.
- Travel advisory issued: Individuals traveling to Ohio from 16 states urged to self-quarantine for 14 days.
  - These include Montana, Idaho, North Dakota, South Dakota, Wyoming, Iowa, Kansas, Utah, Pennsylvania, Wisconsin, Mississippi, Alabama, New Mexico, Tennessee, Oregon and Arizona
  - Four states have greater than a 40% positivity rate to include Wyoming with a high of 57.3%.
  - The link for the travel advisory is:  
<https://coronavirus.ohio.gov/wps/portal/gov/covid-19/families-and-individuals/COVID-19-Travel-Advisory/COVID-19-Travel-Advisory>
- Currently the county drop-site has an adequate amount of PPE. Requests for PPE can be made through the following link: <https://surveys.phdmc.org/s3/COVID-19-EOC-Resource-Request>.
- The Public Health COVID-19 informational phone line remains open Monday through Friday to answer general questions. The info line is 937-225-6217.
- ODH information line remains open, the number is 1-833-4-ASK-ODH and is open seven days a week.
- Public Health continues to monitor all sources (ODH, CDC, WHO, European Center for Disease and Prevention and Control (ECOC) for the latest information.
- Public Health maintains its one-week operational period for this response.



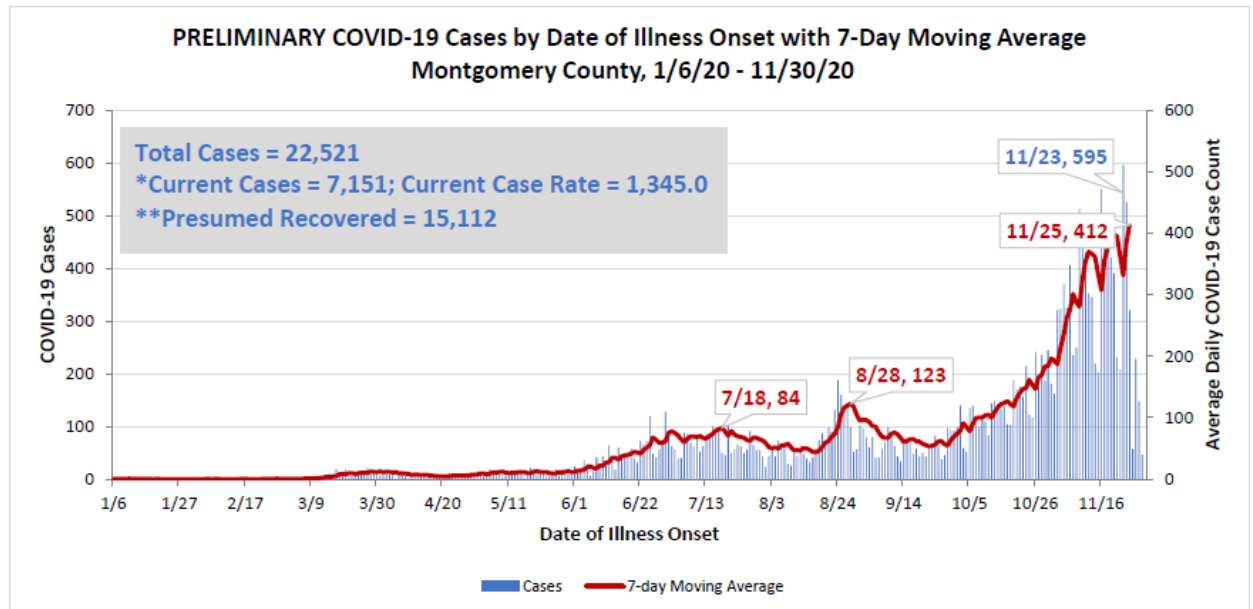
# COVID-19 Situation Report

## Coronavirus



### Montgomery County:

Sources: The State of Ohio COVID-19 Dashboard; Ohio Disease Reporting System, Ohio Department of Health



\*Current Cases – cases with symptom onset in the past 21 days; Current Case Rate – current cases per 100,000.

\*\*Presumed Recovered - cases with a symptom onset date >21 days prior who are not deceased

#### Key Points:

- Montgomery County's average daily COVID-19 case count was the highest it has been on 11/25/20 (412 cases per day).
- The highest incidence in reported COVID-19 cases occurred on 11/23/20 (595 cases).
- The current case rate increased 6% in the past two weeks from 1,268 (on 11/16) to 1,345 cases per 100,000 (on 11/30), indicating increased community spread.

### Current Objectives:

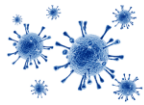
1. Limit the spread of disease within Montgomery County.
2. Continue to monitor the situation in conjunction with the Ohio Department of Health and the Centers for Disease Control and Prevention.
3. Continue information sharing with partners.
4. Continue to provide information to the media and the public through interviews, social media and our website.
5. Prepare for mass vaccination campaign.

### Long-term Planning Considerations:

Prepare for mass vaccine campaign.

### Epidemiology Syndromic Surveillance Summary:

Below are links to both the CDC and WHO regarding the latest information.



# COVID-19 Situation Report

## Coronavirus



- <https://www.cdc.gov/coronavirus/2019-ncov/index.html>
- <https://www.who.int/emergencies/diseases/novel-coronavirus-2019/situation-reports>