

COVID-19 Situation Report

Coronavirus



Incident Name: novel Coronavirus (Sit - Rep #55)

Start Date: 10/28/2020

End Date: 11/11/2020

Start Time: 5:00 PM

End Time: 5:00 PM

Report Prepared by: Larry Cleek, Emergency Preparedness Coordinator

The information in this report is current as of: 11/05/2020 @ 3:30 PM

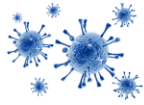
Current Situation:

Public Health – Dayton & Montgomery County, the Ohio Department of Health (ODH) Centers for Disease Control and Prevention (CDC) and World Health Organization (WHO) continued to respond to the COVID-19 Pandemic.

	United States	Ohio	Montgomery County
Cases	9,486,486	235,170	13,036
Deaths	233,729	5,461	191

Current Updates:

- **It needs to be continually enforced that we are still in the middle of a pandemic. Enforce social distancing, hand-washing and the wear of masks.**
- Globally the World now has 48,171,563 cases and 1,226,241 deaths from COVID-19.
- The Ohio Department of health COVID-19 vaccination plan was released
- Public Health will hold pop-up testing on November 10, 2020 from 12 PM to 5 PM. It will be held at the Montgomery County Fairgrounds.
- Cases continue to increase at a very high rate.
- Ohio set its largest one-day total of 4,961 cases today, November 5, 2020.
- 56` counties as of today fall under a level 3 (red) category.
- Montgomery County remains at a level 3 (red) category.
- The positivity rate within Montgomery County is currently at 8.8%.
- Montgomery County currently has 366.4 cases per 100,000 population, placing us at 21st in the state.
- 6 of the 8 counties within West Central Ohio fall within the top 20 of cases per 100,000 population.
- All 88 counties within Ohio now fall under a high incidence county based on having more than 100 cases per 100,000 population.
- Stephanie McCloud named as new Health Director for ODH.



COVID-19 Situation Report

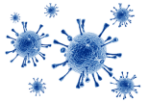
Coronavirus



- Travel advisory issued: Individuals traveling to Ohio from 7 states urged to self-quarantine for 14 days.
 - These include Montana, Idaho, South Dakota, Wyoming, Iowa, Kansas, and Alabama
 - The link for the travel advisory is:
<https://coronavirus.ohio.gov/wps/portal/gov/covid-19/families-and-individuals/COVID-19-Travel-Advisory/COVID-19-Travel-Advisory>
- Currently the county drop-site has an adequate amount of PPE. Requests for PPE can be made through the following link: <https://surveys.phdmc.org/s3/COVID-19-EOC-Resource-Request>.
- Governor DeWine is conducting calls with key partners in each county on ways to improve the response. He is currently working his way down the case rates by county.
- The Public Health COVID-19 informational phone line remains open Monday through Friday to answer general questions. The info line is 937-225-6217.
- ODH information line remains open, the number is 1-833-4-ASK-ODH and is open seven days a week.
- Public Health continues to monitor all sources (ODH, CDC, WHO, European Center for Disease and Prevention and Control (ECOC) for the latest information.
- Public Health maintains its one-week operational period for this response.
- Public Health will continue to share the situational report with other local health departments, Montgomery County Emergency Management, Greater Dayton Area Hospital Association and Dayton Metropolitan Medical Response System partners.

Upcoming Community Mask Distribution

- 11.6.2020: 12:00p-2:00p-- South YMCA (Kettering), 4545 Marshall Rd, Kettering, OH 45429
- 11.8.2020: 2:00p-4:00p-- New Life in Christ Fellowship Church, 4711 Blueberry Ave. Dayton 45401 (Mobile)
- 11.12.2020: 4:00p-6:00p-- Y-NDC Trotwood YMCA, 506 E Main St, Trotwood, OH 45426
- 11.16.2020: 1:00p-3:00p-- The Foodbank, Inc, 56 Armor Pl, Dayton, OH 45417
- 11.18.2020: 4:00p-6:00p-- YMCA at the Heights (Huber Heights), 7251 Shull Rd, Huber Heights, OH 45424



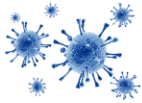
COVID-19 Situation Report

Coronavirus



Regional Breakdown of cases:

Preliminary COVID-19 Cases Ohio, As of 11/2/2020		
Sex	# Cases	% Cases
Female	116,418	52%
Male	103,746	47%
Unknown	1,745	1%
Total	221,909	100%
Age Group		
Age Group	# Cases	% Cases
0-19	27,401	12%
20-29	45,632	21%
30-39	32,775	15%
40-49	30,003	14%
50-59	32,350	15%
60-69	24,592	11%
70-79	15,669	7%
80+	13,304	6%
Unknown	183	0%
Total	221,909	100%
Hospitalized	19,402	8.7%
Deaths	5,340	2.4%
Age Group		
Age Group	Deaths	% of Deaths
0-19	2	0%
20-29	13	0%
30-39	39	1%
40-49	86	2%
50-59	301	6%
60-69	732	14%
70-79	1,357	25%
80+	2,810	53%
Total	5,340	100%

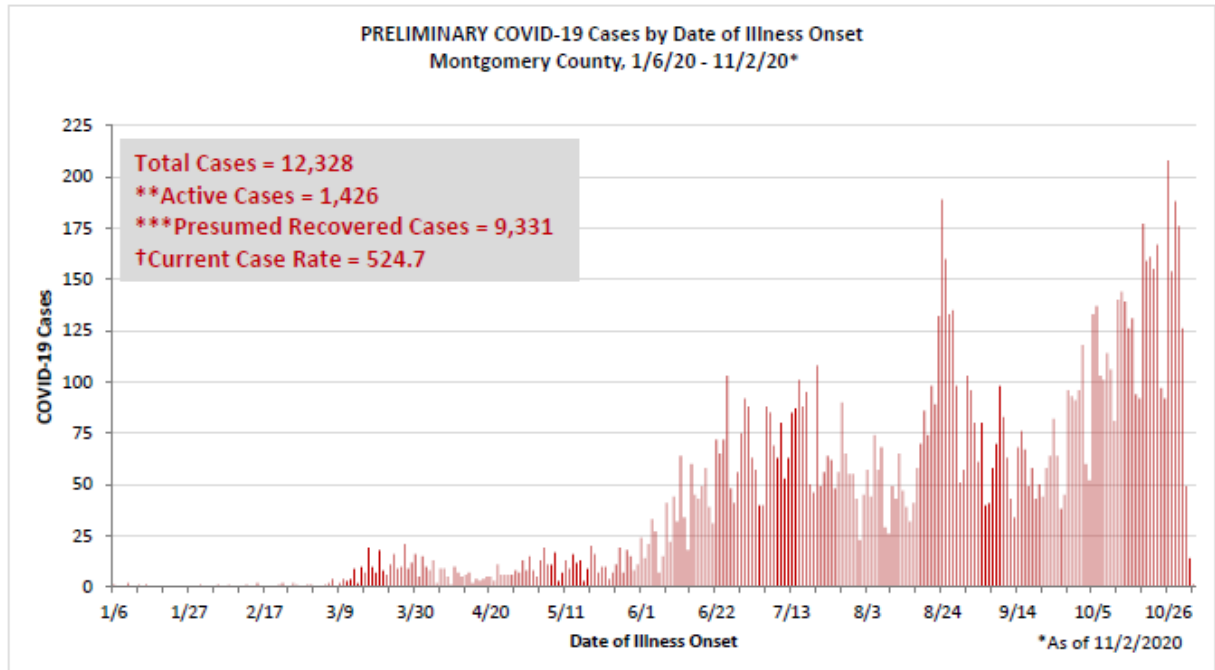


COVID-19 Situation Report

Coronavirus



Montgomery County:



**Active cases are based on the reported illness onset date (using a 10-day window) of reported cases.

***Presumed recovered is defined as cases with a symptom onset date >21 days prior who are not deceased.

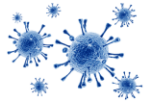
†Current Case Rate – current cases (symptom onset past 21 days) per 100,000.

Current Objectives:

1. Limit the spread of disease within Montgomery County.
2. Continue to monitor the situation in conjunction with the Ohio Department of Health and the Centers for Disease Control and Prevention.
3. Continue information sharing with partners.
4. Continue to provide information to the media and the public through interviews, social media and our website.
5. Prepare for mass vaccination campaign.

Long-term Planning Considerations:

Prepare for mass vaccine campaign.



COVID-19 Situation Report

Coronavirus



Epidemiology Syndromic Surveillance Summary:

Below are links to both the CDC and WHO regarding the latest information.

- <https://www.cdc.gov/coronavirus/2019-ncov/index.html>
- <https://www.who.int/emergencies/diseases/novel-coronavirus-2019/situation-reports>